



## 5~10 吨 R 系列内燃平衡重式叉车

5t~10t R Series Internal Combustion Counterbalanced Forklift Truck

零件目录

**Parts Catalog**

杭叉集团股份有限公司

**HANGCHA GROUP CO., LTD.**

04/2014



# 说 明

- 1、本“零件目录”汇集了 5t~10t R 系列各种叉车的零部件。
- 2、查询方法：
  - ①用户可根据目录中各总成图查找所需的零部件的序号，根据序号可查得相应的物料码。
  - ②本目录中凡各种叉车通用的零件在目录中不加说明，不通用件除了在目录的右上角表示此总成所适用的车型代号和车型外，还在相应的备注中予以区别。
- 3、订购零件时，须写明所用叉车的型号，出厂编号，所需零部件物料码、名称及订购数量。
- 4、维修更换零部件时，为确保质量，请使用本公司零部件。
- 5、为提高质量，本公司将对某些零部件进行改进，对改进部分在本目录中不能同时一一修改，请用户谅解，欲了解详细情况可与本公司销售公司及配件公司联系。
- 6、零件变更注明了时间，如“—2014.01”表示该零件用至 2014 年 01 月，“2014.01—”表示该零件从 2014 年 01 月启用。
- 7、门架另见《5t-10t R 系列内燃平衡重式叉车 门架零件目录》。

## INFORMATION

- I .This catalogue collects all of the parts (components) in series of 5-10 ton R fork lift trucks.
- II .Looking up methods:
  - I ) First looking up the series number of the part (component) in the drawings of the assembly, in which the part (component) is in the catalogue and then the Code No. of the part (the component) in terms of the series number.
  - II ) No noted are all of the interchangeable parts and components ,non-interchangeable parts and components are noted that which model can be applied, and it will be noted at top righter corner of catalogue and corresponding remark.
- III. Model, series number, Code No.and quantity should be given when ordering the spare parts.
- IV. It is recommended to use the parts and components made by us for ideal the service and maintenance.
- V . We reserve the right of the change of the truck in construction for improving our products without notice. For the details of changes, please consult with sales department of HANGCHA GROUP CO., LTD.
- VI. Clear indications of time are given about the accessories' change,e.g.,“—2014.01” means this accessory was used until 2014.01; “2014.01—” means this accessory is used from 2014.01 on.
- VII.Mast see “5t-10t R Series Internal Combustion Counterbalanced Forklift Truck **Mast Parts Catalog**”.

杭叉集团股份有限公司  
HANGCHA GROUP CO., LTD.  
04/2014





# 目 录 CONTENTS

第一部分	传动系统	I DRIVING SYSTEM .....	1-A
第二部分	转向系统	II STEERING SYSTEM .....	2-A
第三部分	动力系统	III POWER SYSTEM .....	3-A
第四部分	车身系统	IV VEHICLE BODY SYSTEM .....	4-A
第五部分	操纵系统	V CONTROLLING SYSTEM .....	5-A
第六部分	液压系统	VI HYDRAULIC SYSTEM .....	6-A
第七部分	电气系统	VII ELECTRICAL SYSTEM .....	7-A
第八部分	驾驶室	VIII CAB SYSTEM .....	8-A





杭叉集团股份有限公司  
HANGCHA GROUP CO., LTD.

**全国客服热线：400-884-7888**

- 地址：中国浙江临安经济开发区东环路 88 号
- 电话：0571-88926666（总机号）85191117
- 传真：0571-85131772    ■ 邮编：311305
- 网站：<http://www.zjhc.cn>    ■ 电子邮件：[sales@zjhc.cn](mailto:sales@zjhc.cn)

- Address For: OVERSEAS USERS
- Address: 88 Donghuan Road, Lin'an Economic Development Zone, Zhejiang, China
- ZIP: 311305
- Fax: 0086-571-88926789    0086-571-88132890
- Web: <http://www.hcforlift.com>    ■ E-mail: [sales@hcforlift.com](mailto:sales@hcforlift.com)



第一部分 传动系统  
Part I Driving system

- (A) CPCD50/60/70-RG16    (B) CPCD80/100-RG16    (C) CPCD50/60/70-RW28    (D) CPCD80/100-RW28    (E) CPCD80/100-RG17  
 (F) CPCD50/60/70-RG24    (G) CPCD50/60/70-RW14    (H) CPCD80/100-RW14    (I) CPCD80/100-RG25    (J) CPCD50/60/70-RW19A  
 (K) CPYD50/60/70-RW57    (L) CPCD50/60/70-RW14B    (M) CPYD50/60/70-RW17    (N) CPCD80/100-RG36    (O) CPCD50/60/70-RW38  
 (P) CPCD50/60/70-RG41    (Q) CPCD50/60/70-RW41    (R) CPCD50/60/70-RW38B    (S) CPQYD50/60/70-RW57    (T) CPYD50/60/70-RW24  
 (U) CPCD80/100-RW41    (V) CPCD50/60/70-RG16-J

序号 Item	名称 Description	适用车型 Serial No.	页码 Page
图 1 Fig. 1	传动系统 Driving system	(A) (C) (F) (G) (K) (M) (O) (P) (Q) (S) (T) (V)	1-1
图 2 Fig. 2	传动系统 Driving system	(L) (R)	1-4
图 3 Fig. 3	传动系统 Driving system	(J)	1-7
图 4 Fig. 4	传动系统 Driving system	8t-10t	1-9
图 5 Fig. 5	驱动桥总成 Drive axle assy	5t-7t	1-12
图 6 Fig. 6	驱动桥总成 Drive axle assy	8t-10t	1-13
图 7 Fig. 7	驱动桥 Drive axle	5t-7t	1-14
图 8 Fig. 8	驱动桥 Drive axle	8t-10t	1-16
图 9 Fig. 9	主减总成 Reducer assy	5t-7t	1-20
图 10 Fig. 10	轮边总成 —2014.01 Hub drive axle assy —2014.01	5t-7t	1-23

序号 Item	名称 Description	适用车型 Serial No.	页码 Page
图 10-1 Fig. 10-1	轮边总成 2014.01— Hub drive axle assy 2014.01—	5t-7t	1-26
图 11 Fig. 11	主减速器和差速器 Reduction & Differential	8t-10t	1-29
图 12 Fig. 12	轮边减速器总成 Hub drive axle assy	8t-10t	1-33
图 13 Fig. 13	制动器总成 Wheel brake assy	5t-7t	1-36
图 14 Fig. 14	制动器总成 Wheel brake assy	8t-10t	1-39
图 15 Fig. 15	驻车制动器—2013.01 Parking brake —2013.01	Ⓛ Ⓡ	1-41
图 15-1 Fig. 15-1	驻车制动器 2013.01— Parking brake 2013.01—	Ⓛ Ⓡ	1-44
图 16 Fig. 16	双变冷却油路 Torque converter oil cooling pipe	Ⓐ Ⓒ Ⓕ Ⓖ Ⓞ Ⓟ Ⓠ Ⓡ	1-46
图 17 Fig. 17	双变冷却油路 Torque converter oil cooling pipe	Ⓚ Ⓜ Ⓢ Ⓣ	1-47
图 18 Fig. 18	双变冷却油路 Torque converter oil cooling pipe	Ⓛ Ⓡ	1-48
图 19 Fig. 19	双变冷却油路 Torque converter oil cooling pipe	8t-10t 除 Ⓞ Except Ⓞ	1-49
图 20 Fig. 20	双变冷却油路 Torque converter oil cooling pipe	Ⓞ	1-50
图 21 Fig. 21	液力传动变速箱 (1) Hydraulic transmission gearbox (1)	全部车型 (除 Ⓝ Ⓛ Ⓡ) All models of truck (Except Ⓝ Ⓛ Ⓡ)	1-51
图 22 Fig. 22	液力传动变速箱 (2) Hydraulic transmission gearbox (2)	全部车型 (除 Ⓝ Ⓛ Ⓡ) All models of truck (Except Ⓝ Ⓛ Ⓡ)	1-53
图 23 Fig. 23	变速箱 (1) Gearbox(1)	全部车型 (除 Ⓝ Ⓛ Ⓡ) All models of truck (Except Ⓝ Ⓛ Ⓡ)	1-56

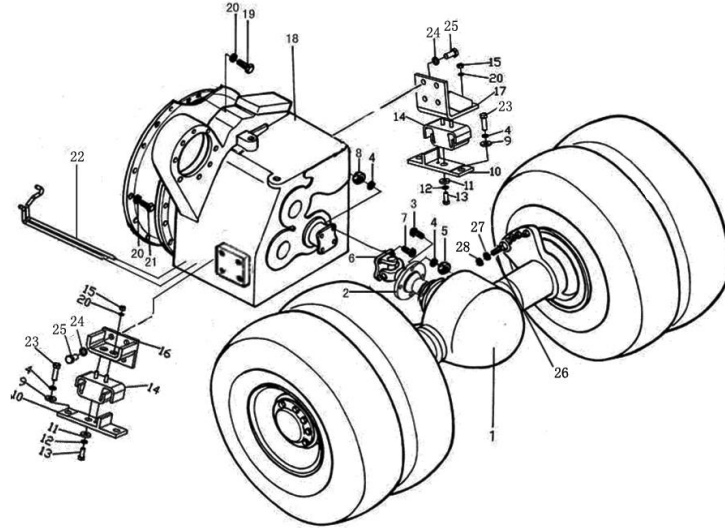
序号 Item	名称 Description	适用车型 Serial No.	页码 Page
图 24 Fig. 24	变速箱 (2) Gearbox(2)	全部车型 (除 J L R) All models of truck (Except J L R)	1-58
图 25 Fig. 25	电液操作阀 Electro-hydraulic operating valve	全部车型 (除 J L R) 仅电换向型用 All models of truck (Except J L R)	1-60
图 26 Fig. 26	油泵 Pump	全部车型 (除 J L R) All models of truck (Except J L R)	1-63
图 27 Fig. 27	离合器 (前进、后退) Clutch(Forward、Reverse)	全部车型 (除 J L R) All models of truck (Except J L R)	1-64
图 28 Fig. 28	冈村变速箱 (1) Okamura transmission(1)	L R	1-67
图 29 Fig. 29	冈村变速箱 (2) Okamura transmission(2)	L R	1-71
图 30 Fig. 30	冈村变速箱 (3) Okamura transmission(3)	L R	1-75
图 31 Fig. 31	冈村变速箱 (4) Okamura transmission(4)	L R	1-77
图 32 Fig. 32	冈村变速箱 (5) Okamura transmission(5)	L R	1-78
图 33 Fig. 33	冈村变速箱 (6) Okamura transmission(6)	L R	1-80
图 34 Fig. 34	油压控制阀 Control valve	L R	1-82





图1 传动系统  
Fig.1 Driving system

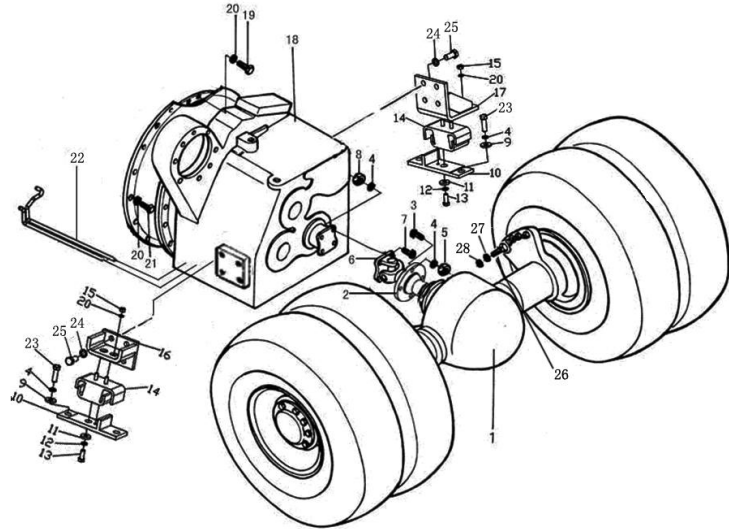
- Ⓐ CPCD50/60/70-RG16    Ⓒ CPCD50/60/70-RW28    Ⓔ CPCD50/60/70-RG24    Ⓒ CPCD50/60/70-RW14  
 Ⓚ CPYD50/60/70-RW57    Ⓜ CPYD50/60/70-RW17    Ⓞ CPCD50/60/70-RW38    Ⓟ CPCD50/60/70-RG41  
 Ⓞ CPCD50/60/70-RW41    Ⓢ CPQYD50/60/70-RW57    Ⓣ CPYD50/60/70-RW24    Ⓡ CPCD50/60/70-RG16-J



序号 Item	物料码 Code No.	名称 Description	数量 Qty	备注或适用车型 Remarks Or Serial No.
1	GR501-120000-G00	驱动桥总成 Drive axle assy	1	—2013.11
-	GR501-120000-000	驱动桥总成 Drive axle assy	1	2013.11—
2	GR501-103000-000	法兰 Flange	1	
3	G005786-014045-05	螺栓 M14×1.5×45 Bolt M14×1.5×45	4	
4	G000093-000014-00	垫圈 14 Washer 14	16	
5	G006171-000014-02	螺母 M14×1.5 Nut M14×1.5	4	
6	GR501-105000-000	传动轴总成 Shaft assy	1	
7	50CDA-200001	螺栓 M14 Bolt M14	4	
8	G006170-000014-00	螺母 M14 Nut M14	4	
9	50W-200001	垫圈 Washer	4	
10	GR501-120000-001	过渡板 Approach slab	1	
11	50DH-300001	垫片 Washer	2	
12	G000093-000012-00	垫圈 12 Washer 12	2	
13	G005786-012030-00	螺栓 M12×1.25×30 Bolt M12×1.25×30	2	
14	GR501-355000-000	缓冲垫 Cushion pad	2	

图1 传动系统  
Fig.1 Driving system

- Ⓐ CPCD50/60/70-RG16    Ⓒ CPCD50/60/70-RW28    Ⓔ CPCD50/60/70-RG24    Ⓖ CPCD50/60/70-RW14  
 Ⓚ CPYD50/60/70-RW57    Ⓜ CPYD50/60/70-RW17    Ⓞ CPCD50/60/70-RW38    Ⓟ CPCD50/60/70-RG41  
 Ⓞ CPCD50/60/70-RW41    Ⓢ CPQYD50/60/70-RW57    Ⓣ CPYD50/60/70-RW24    Ⓡ CPCD50/60/70-RG16-J

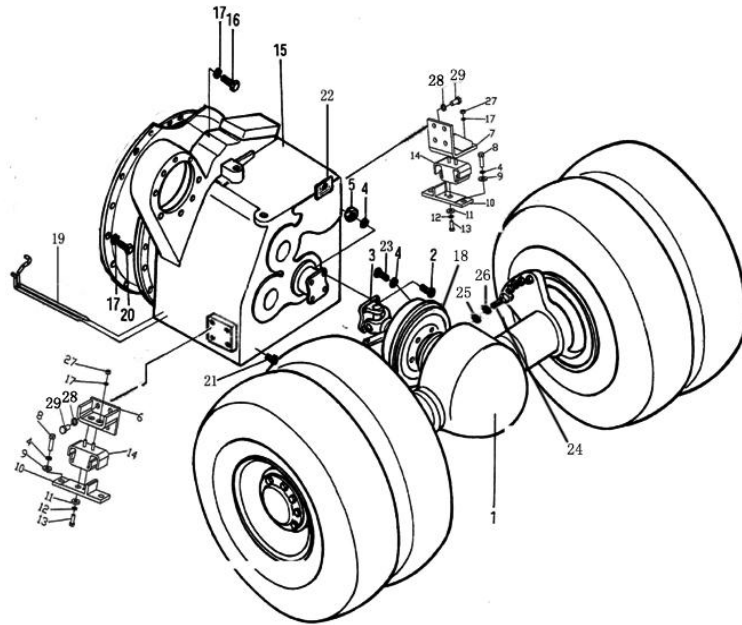


序号 Item	物料码 Code No.	名称 Description	数量 Qty	备注或适用车型 Remarks Or Serial No.
15	G006171-000010-01	螺母 M10×1.25 Nut M10×1.25	4	
16	GR501-102000-001	双变右支架 Bracket(right)	1	—2014.4.1
-	GA700-100300-000	双变右支架 Bracket(right)	1	2014.4.1—
17	GR501-101000-001	双变左支架 Bracket(left)	1	
18	GR501-180000-G00	液力传动变速箱 Hydraulic transmission gearbox	1	除ⓀⓂⓈⓉⓄⓇ Except ⓀⓂⓈⓉⓄⓇ 2014.1—
-	GR505-180000-G00	液力传动变速箱 Hydraulic transmission gearbox	1	ⓀⓂⓈⓉ2014.1—
-	GR511-180000-G00	液力传动变速箱 Hydraulic transmission gearbox	1	Ⓡ2014.1—
-	GR710-180000-G00	液力传动变速箱 Hydraulic transmission gearbox	1	Ⓞ2014.1—
19	G005783-010025-00	螺栓 M10×25 Bolt M10×25	10	
20	G000093-000010-00	垫圈 10 Washer 10	26	
21	G005783-010030-00	螺栓 M10×30 Bolt M10×30	12	
22	GR501-110000-000	双变冷却油路 Cooling pipe	1	除ⓀⓂⓈⓉ Except ⓀⓂⓈⓉ
-	GR505-110000-000	双变冷却油路 Cooling pipe	1	ⓀⓂⓈⓉ
23	G005783-014045-00	螺栓 M14×45 Bolt M14×45	4	



图2 传动系统  
Fig.2 Driving system

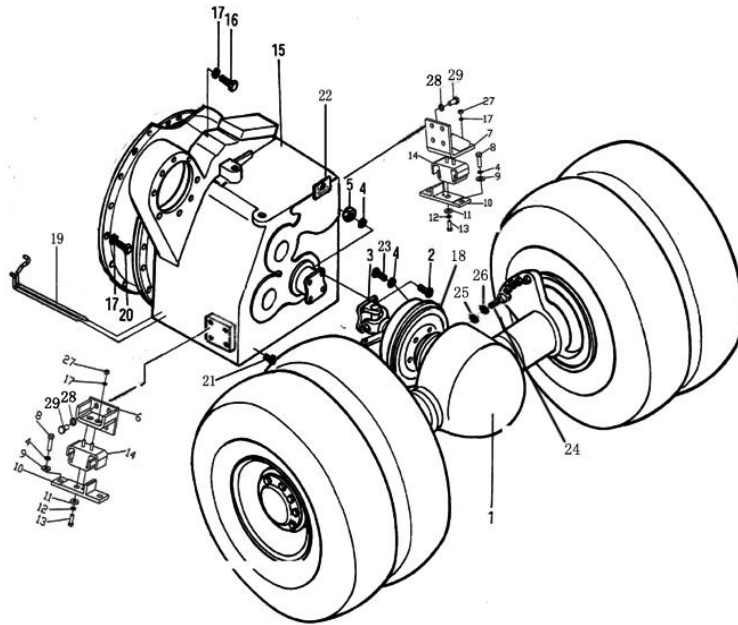
Ⓐ CPCD50/60/70-RW14B Ⓑ CPCD50/60/70-RW38B



序号 Item	物料码 Code No.	名称 Description	数量 Qty	备注或适用车型 Remarks Or Serial No.
1	GR501-120000-G00	驱动桥总成 Drive axle assy	1	—2013.11
-	GR501-120000-000	驱动桥总成 Drive axle assy	1	2013.11—
2	50CDA-200001	螺栓 M14 Bolt M14	4	
3	CPCD50H-2201-010A-G00	传动轴总成 Shaft assy	1	Ⓐ
-	GR514-101000-000	传动轴总成 Shaft assy	1	Ⓑ
4	G000093-000014-00	垫圈 14 Washer 14	12	
5	G006170-000014-00	螺母 M14 Nut M14	4	Ⓐ
-	G006170-000014-02	螺母 M14×1.5 Nut M14×1.5	4	Ⓑ
6	GR508-102000-001	双变右支架 Bracket(right)	1	
7	GR508-101000-001	双变左支架 Bracket(left)	1	
8	G005783-014045-00	螺栓 M14×45 Bolt M14×45	4	
9	50W-200001	垫圈 Washer	4	
10	GR501-120000-001	过渡板 Approach slab	2	
11	50DH-300001	垫片 Washer	2	
12	G000093-000012-00	垫圈 12 Washer 12	2	

图2 传动系统  
Fig.2 Driving system

Ⓐ CPCD50/60/70-RW14B Ⓑ CPCD50/60/70-RW38B

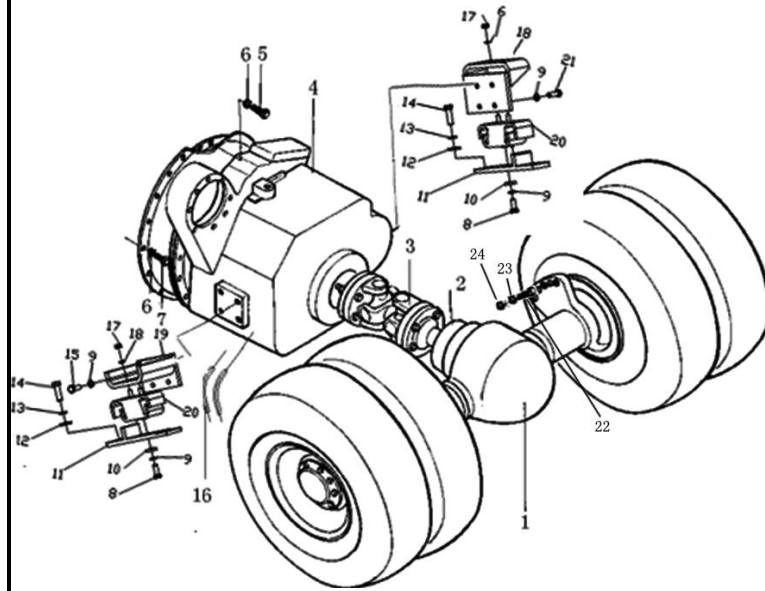


序号 Item	物料码 Code No.	名称 Description	数量 Qty	备注或适用车型 Remarks Or Serial No.
13	G005786-012030-00	螺栓 M12×1.25×30 Bolt M12×1.25×30	2	
14	GR501-355000-000	缓冲垫 Cushion pad	2	
15	Y63182X-00-G00	液力传动变速箱 Hydraulic transmission gearbox	1	
16	G005783-010025-00	螺栓 M10×25 Bolt M10×25	10	
17	G000093-000010-00	垫圈 10 Washer 10	26	
18	50CDA-213000	手刹车总成 Hand brake assy	1	—2013.01
-	SC301-124000-G00	驻车制动器 Parking brake	1	2013.01—
19	GR514-130000-000	双变冷却油路 Cooling pipe	1	
20	G005783-010030-00	螺栓 M10×30 Bolt M10×30	12	
21	H502-100001-000	螺塞 Plug	1	
22	30DHB-510001	固定板 Plate	1	
23	G005786-014055-05	螺栓 M14×1.5×55 Bolt M14×1.5×55	4	
24	G000027-024080-01	螺栓 M24×80 Bolt M24×80	10	
25	G006170-000024-00	螺母 M24 Nut M24	10	
26	G007244-000024-00	垫圈 24 Washer 24	10	



图3 传动系统  
Fig.3 Driving system

Ⓧ CPCD50/60/70-RW19A



序号 Item	物料码 Code No.	名称 Description	数量 Qty	备注或适用车型 Remarks Or Serial No.
1	GR501-120000-G00	驱动桥总成 Drive axle assy	1	—2013.11
-	GR501-120000-000	驱动桥总成 Drive axle assy	1	2013.11—
2	50DCW18-200001	突缘 Flaunching	1	
3	37005-4K000-G00	传动轴总成 Drive shaft assy	1	
4	31020-4K100-G00	液力传动变速箱 Hydraulic transmission gearbox	1	
5	G005783-010025-00	螺栓 M10×25 Bolt M10×25	10	
6	G000093-000010-00	垫圈 10 Washer 10	24	
7	G005783-010040-00	螺栓 M10×40 Bolt M10×40	10	
8	G005786-012030-00	螺栓 M12×1.25×30 Bolt M12×1.25×30	2	
9	G000093-000012-00	垫圈 12 Washer 12	12	
10	50DH-300001	垫片 Washer	2	
11	GR501-120000-001	过度板 Approach slab	2	
12	50W-200001	垫圈 Washer	4	
13	G000093-000014-00	垫圈 14 Washer 14	4	
14	G005783-014045-01	螺栓 M14×45 Bolt M14×45	4	

图3 传动系统  
Fig.3 Driving system

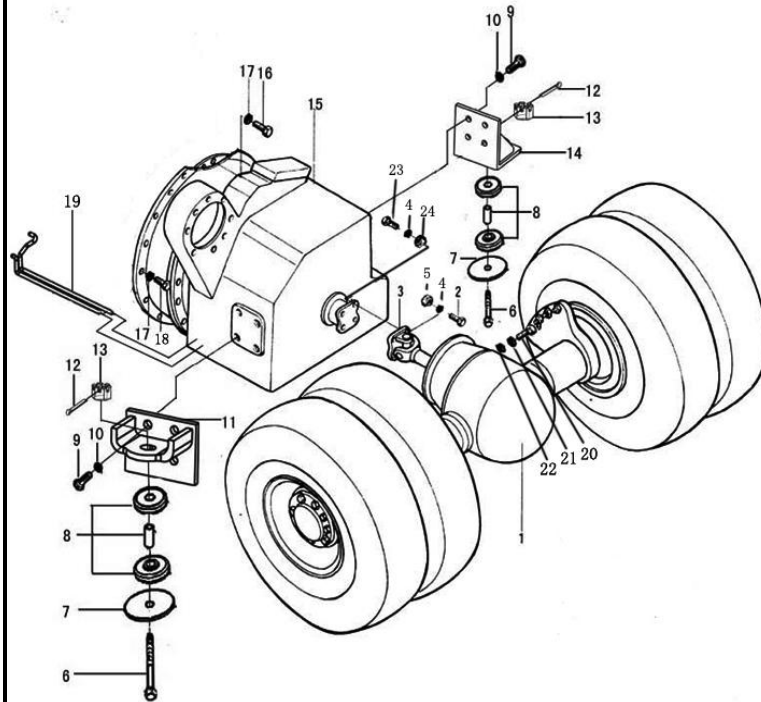
Ⓜ CPCD50/60/70-RW19A

序号 Item	物料码 Code No.	名称 Description	数量 Qty	备注或适用车型 Remarks Or Serial No.
15	G005783-012035-00	螺栓 M12×35 Bolt M12×35	4	
16	GR506-110000-000	双变冷却油路 Cooling pipe	1	
17	G006171-000010-01	螺母 M10×1.25 Nut M10×1.25	4	
18	GR506-101000-001	双变左支架 Bracket(left)	1	
19	GR506-102000-001	双变右支架 Bracket(right)	1	
20	GR501-355000-000	缓冲垫 Cushion pad	2	
21	G005783-012030-00	螺栓 M12×30 Bolt M12×30	4	
22	G000027-024080-01	螺栓 M24×80 Bolt M24×80	10	
23	G007244-000024-00	垫圈 24 Washer 24	10	
24	G006170-000024-00	螺母 M24 Nut M24	10	



图4 传动系统  
Fig.4 Driving system

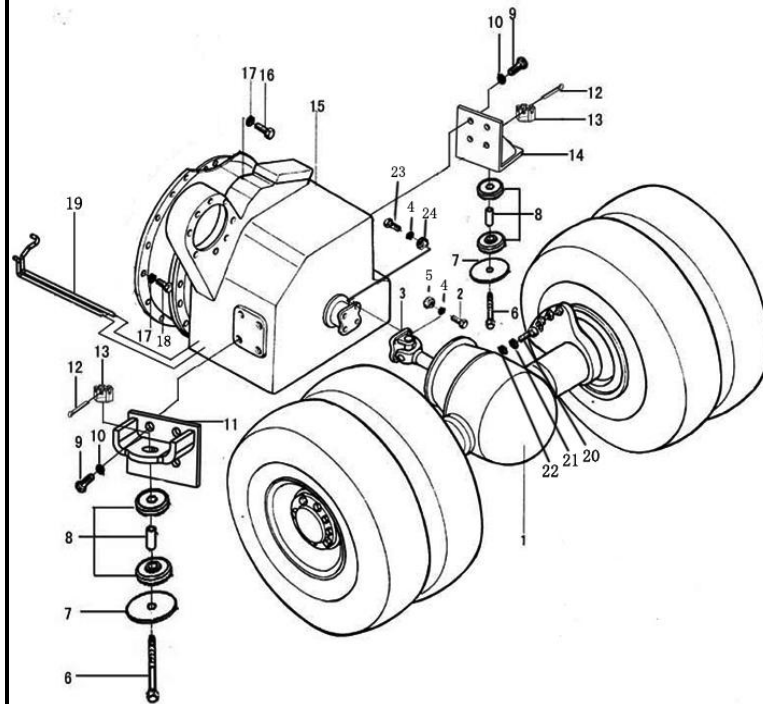
Ⓑ CPCD80/100-RG16 Ⓓ CPCD80/100-RW28 Ⓔ CPCD80/100-RG17 Ⓕ CPCD80/100-RW14  
Ⓘ CPCD80/100-RG25 Ⓝ CPCD80/100-RG36 Ⓚ CPCD80/100-RW41



序号 Item	物料码 Code No.	名称 Description	数量 Qty	备注或适用车型 Remarks Or Serial No.
1	80DH-210000	驱动桥总成 Drive axle assy	1	
2	G005786-014045-05	螺栓 M14×1.5×45 Bolt M14×1.5×45	4	
3	80DH-220000	传动轴总成 Drive shaft assy	1	Ⓑ Ⓔ Ⓕ Ⓘ Ⓚ CPCD80-RW28
-	GR1006-100001-000	传动轴总成 Drive shaft assy	1	Ⓝ
-	GR1002-101000-000	传动轴总成 Shaft assy	1	CPCD100-RW28
4	G000093-000014-00	垫圈 14 Washer 14	8	
5	G006171-000014-02	螺母 M14×1.5 Nut M14×1.5	4	
6	H510-100002-000	螺栓 Bolt	2	
7	GR501-104000-000	垫片 Washer	2	
8	GR1001-140000-000	缓冲垫总成 Cushion pad	2	
9	G005786-016030-01	螺栓 M16×1.5×30 Bolt M16×1.5×30	8	
10	G000093-000016-00	垫圈 16 Washer 16	8	
11	GR1001-130000-000	双变右支架 Bracket(right)	1	—2014.4.1
-	AS110-100200-000	双变右支架 Bracket(right)	1	2014.4.1—
12	G000091-005045-00	销 5×45 Pin 5×45	2	

图4 传动系统  
Fig.4 Driving system

Ⓑ CPCD80/100-RG16 Ⓓ CPCD80/100-RW28 Ⓔ CPCD80/100-RG17 Ⓕ CPCD80/100-RW14  
Ⓘ CPCD80/100-RG25 Ⓝ CPCD80/100-RG36 Ⓤ CPCD80/100-RW41

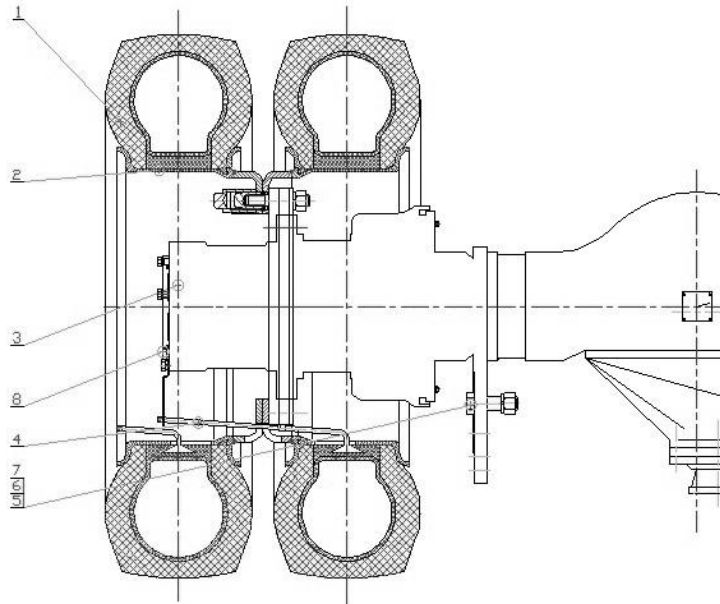


序号 Item	物料码 Code No.	名称 Description	数量 Qty	备注或适用车型 Remarks Or Serial No.
13	G006178-000024-00	螺母 M24 Nut M24	2	
14	GR1001-110000-000	双变左支架 Bracket(left)	1	
15	GR501-180000-G00	液力传动变速箱 Hydraulic transmission gearbox	1	Ⓑ 2014.1—
-	GR1006-180000-G00	液力传动变速箱 Hydraulic transmission gearbox	1	Ⓝ 2014.1—
-	GR710-180000-G00	液力传动变速箱 Hydraulic transmission gearbox	1	Ⓤ 2014.1—
-	GR1002-180000-G00	液力传动变速箱 Hydraulic transmission gearbox	1	CPCD100-RW28 2014.1—
-	GR1003-180000-G00	液力传动变速箱 Hydraulic transmission gearbox	1	Ⓔ Ⓘ Ⓕ 2014.1— CPCD80-RW28
16	G005783-010025-00	螺栓 M10×25 Bolt M10×25	10	
17	G000093-000010-00	垫圈 10 Washer 10	22	
18	G005783-012030-00	螺栓 M10×30 Bolt M10×30	12	
19	GR1001-120000-000	双变冷却油路 Cooling pipe	1	Ⓑ Ⓔ Ⓕ Ⓘ Ⓝ Ⓤ
-	GR802-110000-000	双变冷却油路 Cooling pipe	1	Ⓓ
20	G000027-024085-01	螺栓 M24×85 Bolt M24×85	12	
21	G000093-000024-00	垫圈 24 Washer 24	12	
22	G006170-000024-01	螺母 M24 Nut M24	12	



图5 驱动桥总成  
Fig.5 Drive axle assy

- Ⓐ CPCD50/60/70-RG16    Ⓒ CPCD50/60/70-RW28    Ⓔ CPCD50/60/70-RG24    Ⓖ CPCD50/60/70-RW14  
 Ⓡ CPCD50/60/70-RW19A    Ⓛ CPCD50/60/70-RW14B    Ⓚ CPYD50/60/70-RW57    Ⓜ CPYD50/60/70-RW17  
 Ⓞ CPCD50/60/70-RW38    Ⓟ CPCD50/60/70-RG41    Ⓢ CPCD50/60/70-RW41    Ⓡ CPCD50/60/70-RW38B  
 Ⓢ CPQYD50/60/70-RW57    Ⓣ CPYD50/60/70-RW24    Ⓤ CPCD50/60/70-RG16-J



序号 Item	物料码 Code No.	名称 Description	数量 Qty	备注或适用车型 Remarks Or Serial No.
1	GT02982-008251514-00	轮胎总成 8.25-15-14PR Tyre 8.25-15-14PR	4	
2	50CDA-212000	轮辋总成 Hub assy	4	
3	GR501-121000-G00	驱动桥 Drive axle	1	—2013.11
-	GR501-121000-000	驱动桥 Drive axle	1	2013.11—
4	50CDA-210001	气门接长管 Pipe	2	—2014.4.1
-	GA700-130002-000	延伸管 Pipe	2	2014.4.1—
5	G000027-024085-00	螺栓 M24×85 Bolt M24×85	10	
6	G007244-000024-00	垫圈 24 Washer 24	10	
7	G006170-000024-00	螺母 M24 Nut M24	10	
8	GA700-130001-000	固定架 Plate	2	2014.4.1—

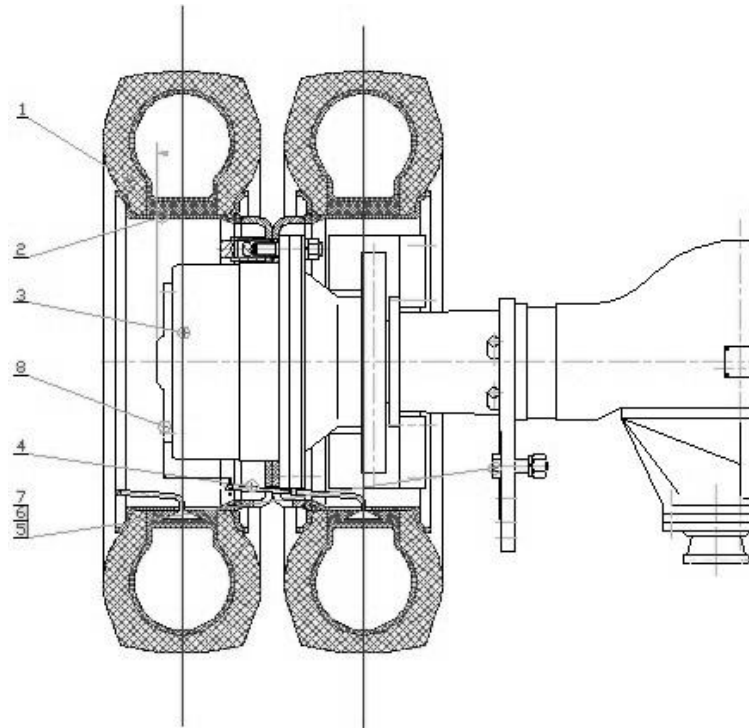
图6 驱动桥总成  
Fig.6 Drive axle assy

ⓑ CPCD80/100-RG16  
ⓐ CPCD80/100-RG25

ⓓ CPCD80/100-RW28  
Ⓝ CPCD80/100-RG36

ⓔ CPCD80/100-RG17  
Ⓤ CPCD80/100-RW41

ⓗ CPCD80/100-RW14



序号 Item	物料码 Code No.	名称 Description	数量 Qty	备注或适用车型 Remarks Or Serial No.
1	GT02982-000092014-00	轮胎总成 9.00-20-14PR Tyre 9.00-20-14PR	4	
2	80DH-210100	轮辋总成 Hub assy	4	
3	GR1001-150000-G00	驱动桥 Drive axle	1	
4	50CDA-210001	气门接长管 Pipe	2	—2014.4.1
-	GA700-130002-000	延伸管 Pipe	2	2014.4.1—
5	G000027-024085-00	螺栓 M24×85 Bolt M24×85	12	
6	G007244-000024-00	垫圈 24 Washer 24	12	
7	G006170-000024-00	螺母 M24 Nut M24	12	
8	GR1001-150001-000	固定架 Plate	2	2014.4.1—

图7 驱动桥  
Fig.7 Drive axle

- |                      |                      |                       |                      |
|----------------------|----------------------|-----------------------|----------------------|
| Ⓐ CPCD50/60/70-RG16  | Ⓒ CPCD50/60/70-RW28  | Ⓔ CPCD50/60/70-RG24   | Ⓖ CPCD50/60/70-RW14  |
| Ⓙ CPCD50/60/70-RW19A | Ⓛ CPCD50/60/70-RW14B | Ⓚ CPYD50/60/70-RW57   | Ⓜ CPQD50/60/70-RW17  |
| Ⓞ CPCD50/60/70-RW38  | Ⓟ CPCD50/60/70-RG41  | Ⓠ CPCD50/60/70-RW41   | Ⓡ CPCD50/60/70-RW38B |
| Ⓢ CPQYD50/60/70-RW57 | Ⓣ CPYD50/60/70-RW24  | Ⓡ CPCD50/60/70-RG16-J |                      |

序号 Item	物料码 Code No.	名称 Description	数量 Qty	备注或适用车型 Remarks Or Serial No.
1	GR501-121500-000	轮边减速器总成 Hub drive axle assy	2	
2	GR501-121200-G00	主减速器总成 Main reducer assy	1	
3	GR501-121400-G00	右制动器 Right brake assy	1	
4	GR501-121300-G00	左制动器 Left brake assy	1	
5	GR501-121001-000	通气塞 Breather	1	
6	GR501-121100-000	桥壳总成 Housing,driving axle	1	
7	J001000-0201P5-00	螺塞 M20×1.5 Plug M20×1.5	3	
8	GR501-121003-000	半轴 Shaft, axle	2	
9	G000858-000024-00	垫圈 24 Washer 24	1	
10	G006171-000024-02	螺母 M24×1.5 Nut M24×1.5	2	
11	G000848-000024-00	垫圈 24 Washer 24	1	
12	G000093-000012-00	垫圈 12 Spring washer 12	12	
13	G000093-000016-00	垫圈 16 Spring washer 16	20	
14	J000982-000020-00	垫圈 20 Washer 20	3	
15	G005783-012040-00	螺栓 M12×40 Bolt M12×40	8	

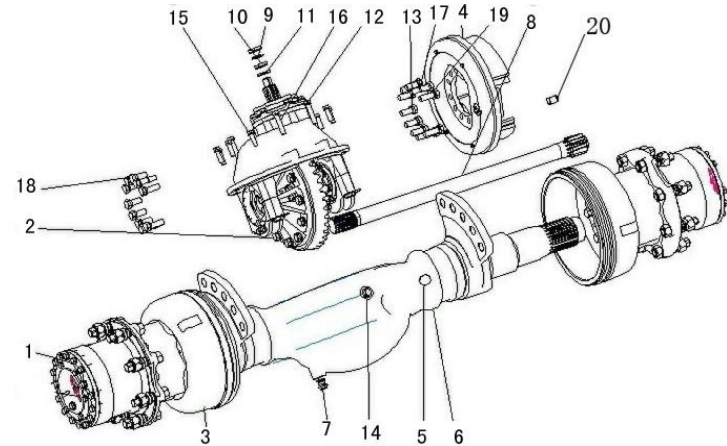




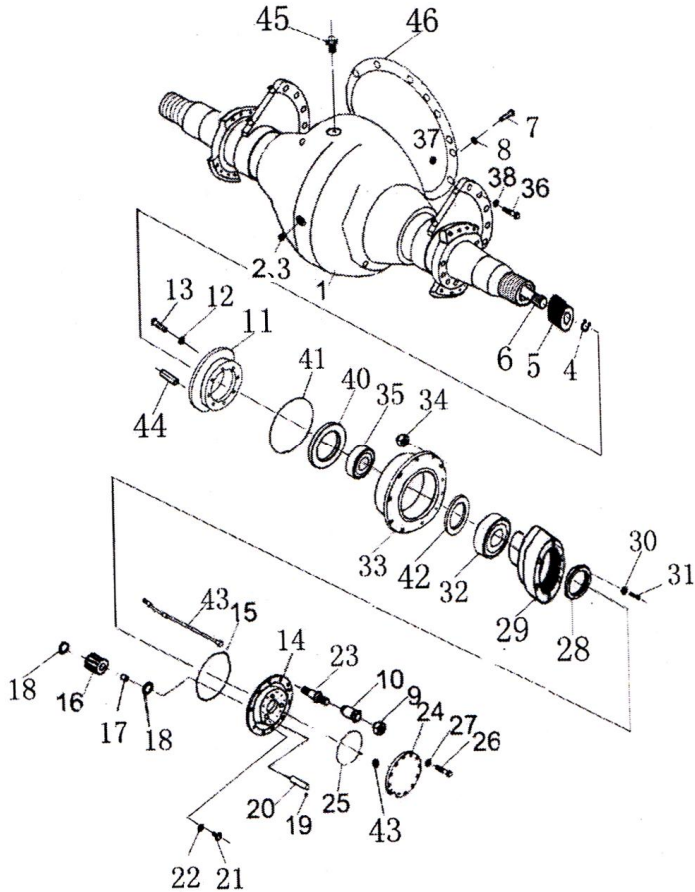
图8 驱动桥  
Fig.8 Drive axle

ⓑ CPCD80/100-RG16  
ⓐ CPCD80/100-RG25

ⓓ CPCD80/100-RW28  
Ⓝ CPCD80/100-RG36

ⓔ CPCD80/100-RG17  
Ⓤ CPCD80/100-RW41

ⓗ CPCD80/100-RW14



序号 Item	物料码 Code No.	名称 Description	数量 Qty	备注或适用车型 Remarks Or Serial No.
1	PR60- 23A- 1	桥壳总成 Housing,driving axle	1	
2	ZL30- 06-2	油孔螺塞 M24×1.5 Plug M24×1.5	2	
3	J000982-000024-00	组合垫圈 24 Semi-metallic gasket 24	2	
4	GB894.1-86-52	轴用挡圈 52 Ring 52	2	
5	PR60- 23-3	太阳齿轮 Gear,sun	2	
6	PR60- 23-1	半轴 Shaft,axle	2	
7	GB1228-84- M12×40	螺栓 M12×40 Bolt M12×40	2	
8	G000093-000012-00	垫圈 12 Washer 12	1	
9	PR35- 21- 2-6	轴毂大螺母 Nut,hub outer	20	
10	PR35- 21- 2-5	轴毂螺套 Nut,hub inner	20	
11	PR60- 23-10	制动盘 Braking disc	2	
12	G000093-000012-00	垫圈 12 Washer 12	24	
13	GB1228-84- M12×1.5×55	螺栓 M12×1.5×55 Bolt M12×1.5×55	24	
14	PR60- 23-5	行星轮架 Carrier,planet	2	
15	GQQ1514-11	O型圈 306×3.5 O-ring 306×3.5	2	



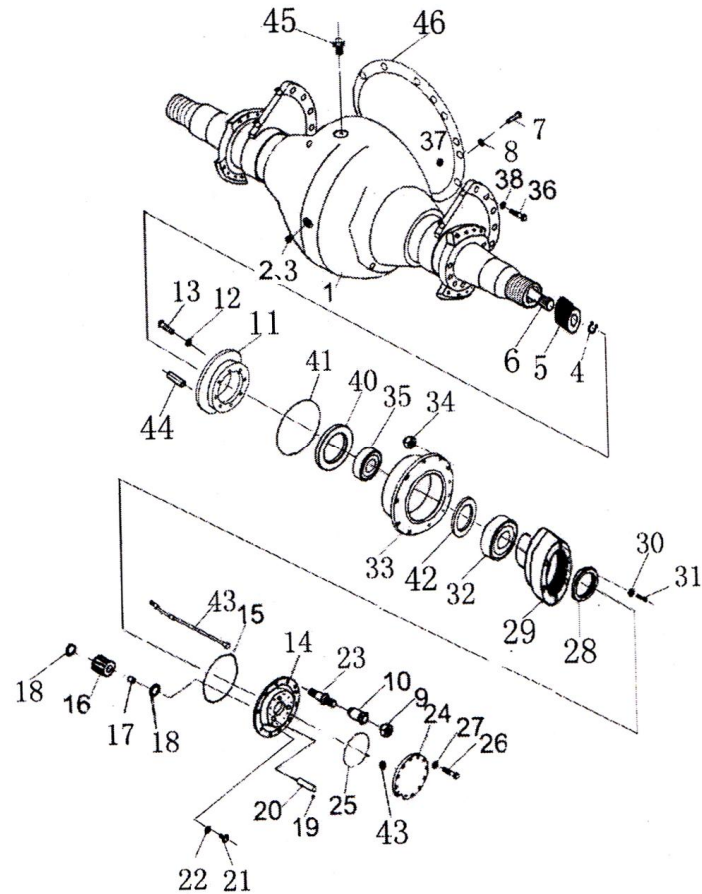
图8 驱动桥  
Fig.8 Drive axle

ⓑ CPCD80/100-RG16  
ⓐ CPCD80/100-RG25

ⓓ CPCD80/100-RW28  
Ⓝ CPCD80/100-RG36

ⓔ CPCD80/100-RG17  
Ⓤ CPCD80/100-RW41

ⓗ CPCD80/100-RW14



序号 Item	物料码 Code No.	名称 Description	数量 Qty	备注或适用车型 Remarks Or Serial No.
16	PR60- 23-7	行星齿轮 Gear,planet	6	
17	GB309-84-5×50	滚针 5×50 Needle 5×50	150	
18	ZL30- 23-7	垫片 Gasket	12	
19	GB308-84-3/8"	钢珠 3/8" Ball,steel 3/8"	6	
20	PR60- 23-4	行星轴 Shaft,planet gear	6	
21	GQQ1514-22	螺塞 M18×1.5 Plug M18×1.5	2	
22	J000982-000018-00	组合垫圈 18 Semi-metallic gasket 18	2	
23	PR60- 23-8	轴钢螺栓 Stud	20	
24	PR60- 23-2	端盖 Cap,axle shaft	2	
25	GB1235-76-230×5.7	O型圈 230×5.7 O-ring 230×5.7	2	
26	GB5782-86- M10×25	螺栓 M10×25 Bolt M10×25	18	
27	G000093-000010-00	垫圈 10 Washer 10	18	
28	PR75- 23A-17	圆螺母 Nut	2	
29	PR60- 23-6	内齿轮 Gear,internal	2	
30	G000093-000010-00	垫圈 10 Washer 10	2	

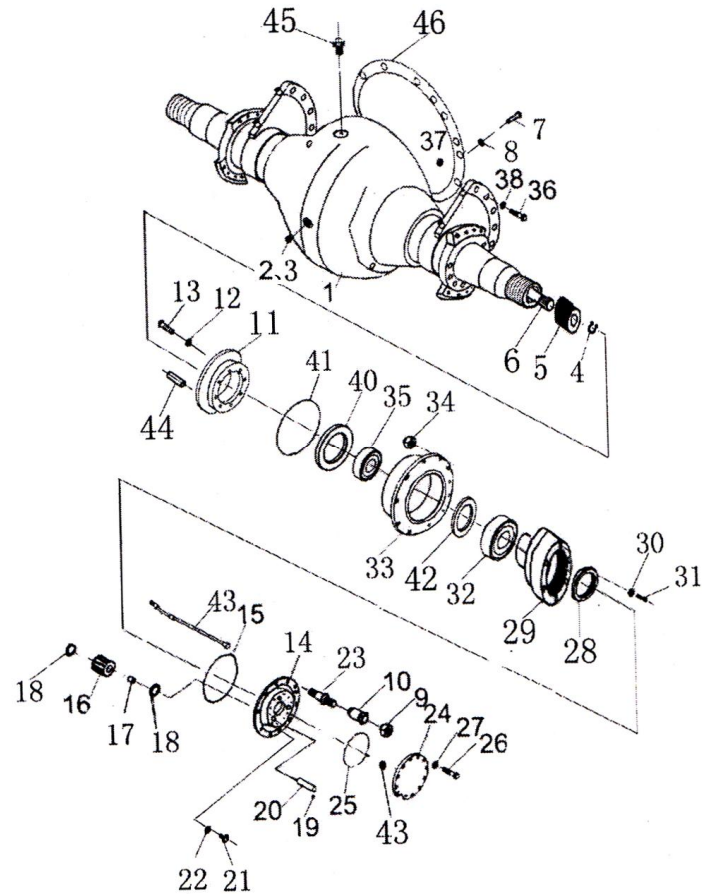
图8 驱动桥  
Fig.8 Drive axle

ⓑ CPCD80/100-RG16  
ⓐ CPCD80/100-RG25

ⓓ CPCD80/100-RW28  
Ⓝ CPCD80/100-RG36

ⓔ CPCD80/100-RG17  
Ⓤ CPCD80/100-RW41

ⓗ CPCD80/100-RW14



序号 Item	物料码 Code No.	名称 Description	数量 Qty	备注或适用车型 Remarks Or Serial No.
31	G000070-010025-00	内六角螺钉 M10×18 Screw M10×18	2	
32	GB297-84-7521E	轴承 7521E Bearing 7521E	2	
33	PR60-23-9	轮毂 Hub	2	
34	GB6176-86-M22×1.5	螺母 M22×1.5 Nut M22×1.5	20	
35	GB297-86-2007124	轴承 2007124 Bearing 2007124	2	
36	GB5782-86-M24×2×70	螺栓 M24×2×70 Bolt M24×2×70	12	
37	GB810-88-M24×2	螺母 M24×2 Nut M24×2	12	
38	G000093-000024-00	垫圈 24 Washer 24	12	
39	G000093-000022-00	垫圈 22 Washer 22	20	
40	HG4-697-67	油封 SG140×170×16 Seal.oil SG140×170×16	2	
41	GB3452.1-82-180×2.65	O型圈 180×2.65 O-ring 180×2.65	2	
42	PR75-23B-6	轴套 Spacer	2	
43	GB308-84-11/16"	钢珠 11/16" Ball,steel 11/16"	2	
44	GB119-86-12×32	定位销 12×32 Pin 12×32	4	
45	BJ130-2401070	透气塞 Breather	1	



图9 主减总成  
Fig.9 Reducer assy

- |                      |                      |                       |                      |
|----------------------|----------------------|-----------------------|----------------------|
| Ⓐ CPCD50/60/70-RG16  | Ⓒ CPCD50/60/70-RW28  | Ⓔ CPCD50/60/70-RG24   | Ⓖ CPCD50/60/70-RW14  |
| Ⓙ CPCD50/60/70-RW19A | Ⓛ CPCD50/60/70-RW14B | Ⓚ CPYD50/60/70-RW57   | Ⓜ CPYD50/60/70-RW17  |
| Ⓞ CPCD50/60/70-RW38  | Ⓟ CPCD50/60/70-RG41  | Ⓠ CPCD50/60/70-RW41   | Ⓡ CPCD50/60/70-RW38B |
| Ⓢ CPQYD50/60/70-RW57 | Ⓣ CPYD50/60/70-RW24  | Ⓡ CPCD50/60/70-RG16-J |                      |

序号 Item	物料码 Code No.	名称 Description	数量 Qty	备注或适用车型 Remarks Or Serial No.
1	GR501-121013-W00	差速器左壳 Case,L.H.cross	1	
2	G005781-010020-00	螺栓 M10×20 Bolt M10×20	4	
3	GR501-121011-W00	保险垫片 Lock adjuster	2	
4	GR501-121010-W00	调整螺母保险片 Lock adjuster	2	
5	GR501-121022-W00	轴承盖 Cap	2	
6	GR501-121019-W00	半轴齿轮垫片 Washer,thrust	2	
7	GR501-121020-W00	半轴齿轮 Gear side	2	
8	GR501-121016-W00	十字轴 Spider	1	
9	GR501-121017-W00	从动轮 Driven bevel gear	1	
10	GR501-121018-W00	差速器右壳 Case,R.H.cross	1	
11	GB1230-84-16	垫圈 16 Washer 16	4	
12	GB1228-84- M16×95	螺栓 M16×95 Bolt M16×95	4	
13	G000093-000014-00	垫圈 14 Washer 14	12	
14	G005785-014040-05	螺栓 M14×1.5×40 Bolt M14×1.5×40	12	
15	GR501-121021-W00	调整螺母 Nut	2	

图9 主减总成  
Fig.9 Reducer assy

- |                      |                      |                       |                      |
|----------------------|----------------------|-----------------------|----------------------|
| Ⓐ CPCD50/60/70-RG16  | Ⓒ CPCD50/60/70-RW28  | Ⓔ CPCD50/60/70-RG24   | Ⓖ CPCD50/60/70-RW14  |
| Ⓙ CPCD50/60/70-RW19A | Ⓛ CPCD50/60/70-RW14B | Ⓚ CPYD50/60/70-RW57   | Ⓜ CPYD50/60/70-RW17  |
| Ⓞ CPCD50/60/70-RW38  | Ⓟ CPCD50/60/70-RG41  | Ⓠ CPCD50/60/70-RW41   | Ⓡ CPCD50/60/70-RW38B |
| Ⓢ CPQYD50/60/70-RW57 | Ⓣ CPYD50/60/70-RW24  | Ⓡ CPCD50/60/70-RG16-J |                      |

序号 Item	物料码 Code No.	名称 Description	数量 Qty	备注或适用车型 Remarks Or Serial No.
16	GT00297-0032214-00	轴承 32214 Bearing 32214	2	
17	GR501-121014-W00	行星齿轮 Gear,planet	4	
18	GR501-121015-W00	球型垫圈 Washer,thrust	4	
19	G0894P1-000025-00	轴用挡圈 25 Snap ring,spring 25	1	
20	GT00283-0102605-00	轴承 102605 Bearing 102605	1	
21	GR501-121008-W00	主动轮 Pinion drive	1	
22	GT00297-0007310-01	轴承 7310E Bearing 7310E	1	
23	GR501-121009-W00	托架 Carrier	1	
24	GR501-121004-W00	调整片 Washer,thrust	1	
25	GR501-121007-W00	轴承套 Case	1	
26	GT00297-0030309-00	轴承 30309 Bearing 30309	1	
27	HG40692-060009012-00	油封 60×90×12 Oil seal 60×90×12	1	
28	G000093-000012-00	垫圈 12 Washer 12	6	
29	G005782-012055-00	螺栓 M12×55 Bolt M12×55	6	
30	GR501-121003-W00	连接法兰 Flange	1	

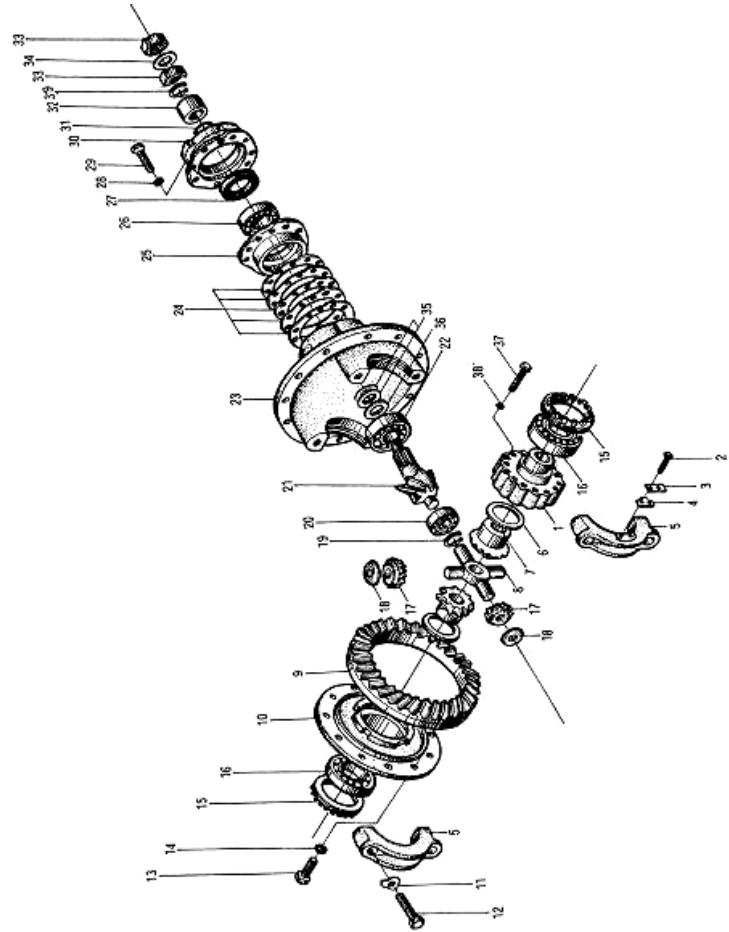
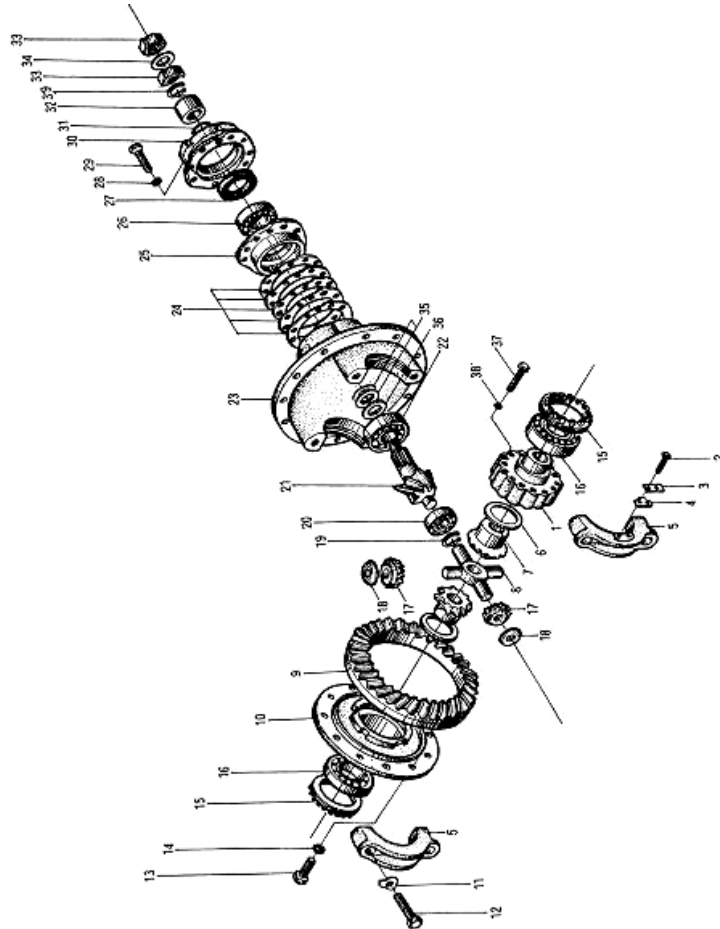


图9 主减总成  
Fig.9 Reducer assy

- |                      |                      |                       |                      |
|----------------------|----------------------|-----------------------|----------------------|
| Ⓐ CPCD50/60/70-RG16  | Ⓒ CPCD50/60/70-RW28  | Ⓔ CPCD50/60/70-RG24   | Ⓖ CPCD50/60/70-RW14  |
| Ⓙ CPCD50/60/70-RW19A | Ⓛ CPCD50/60/70-RW14B | Ⓚ CPYD50/60/70-RW57   | Ⓜ CPYD50/60/70-RW17  |
| Ⓞ CPCD50/60/70-RW38  | Ⓟ CPCD50/60/70-RG41  | Ⓠ CPCD50/60/70-RW41   | Ⓡ CPCD50/60/70-RW38B |
| Ⓢ CPQYD50/60/70-RW57 | Ⓣ CPYD50/60/70-RW24  | Ⓡ CPCD50/60/70-RG16-J |                      |



序号 Item	物料码 Code No.	名称 Description	数量 Qty	备注或适用车型 Remarks Or Serial No.
31	G3452P1-00402P65-00	O 型圈 40×2.65 O-ring 40×2.65	1	
32	GR501-121002-W00	密封套 Shaft installing sleeve	1	
33	GB810-88- M24×2.5	圆螺母 M24×2.5 Nut M24×2.5	2	
34	G000858-000024-00	垫圈 24 Washer 24	1	
35	GR501-121005-W00	调整片 Washer, thrust	1	
36	GR501-121006-W00	隔套 Piece distance	1	
37	GR501-121012-W00	螺栓 M12×1.25×88 Bolt M12×1.25×88	12	
38	GB1230-84-12	垫圈 12 Washer 12	12	
39	GR510-121001-W00	垫圈 Washer	1	



图 10 轮边总成—2014.01  
Fig.10 Hub drive axle assy—2014.01

- |                      |                      |                       |                      |
|----------------------|----------------------|-----------------------|----------------------|
| Ⓐ CPCD50/60/70-RG16  | Ⓒ CPCD50/60/70-RW28  | Ⓔ CPCD50/60/70-RG24   | Ⓖ CPCD50/60/70-RW14  |
| Ⓙ CPCD50/60/70-RW19A | Ⓛ CPCD50/60/70-RW14B | Ⓚ CPYD50/60/70-RW57   | Ⓜ CPYD50/60/70-RW17  |
| ⓐ CPCD50/60/70-RW38  | Ⓟ CPCD50/60/70-RG41  | Ⓞ CPCD50/60/70-RW41   | Ⓡ CPCD50/60/70-RW38B |
| Ⓢ CPQYD50/60/70-RW57 | Ⓣ CPYD50/60/70-RW24  | Ⓟ CPCD50/60/70-RG16-J |                      |

序号 Item	物料码 Code No.	名称 Description	数量 Qty	备注或适用车型 Remarks Or Serial No.
1	G005783-008020-00	螺栓 M8×20 Bolt M8×20	4	
2	G000093-000008-00	垫圈 8 Washer 8	4	
3	G000093-000016-00	垫圈 16 Washer 16	8	
4	GR501-121034-W00	端盖 Cap	2	
5	GQQ1514-21	螺塞 M14×1.5 Plug M14×1.5	4	
6	J000982-000014-00	组合垫圈 14 Semi-metallic gasket 14	4	
7	GB3452.1-86-136×2.65	O 型密封圈 136×2.65 O-ring 136×2.65	4	
8	G005783-012035-00	螺栓 M12×35 Bolt M12×35	30	
9	G000093-000012-00	垫圈 12 Washer 12	30	
10	GR501-121033-W00	行星架 Carrier planet	2	
11	GR501-121036-W00	行星轴 Shaft,planet gear	6	
12	GB308-84-15/64"	钢球 15/64" Ball,steel 15/64"	3	
13	GB3452.1-86-190×2.65	O 型圈 190×2.65 O-ring 190×2.65	2	
14	GR501-121039-W00	行星轮挡片 Washer,thrust	12	
15	GR501-121037-W00	隔套 Spacer	6	

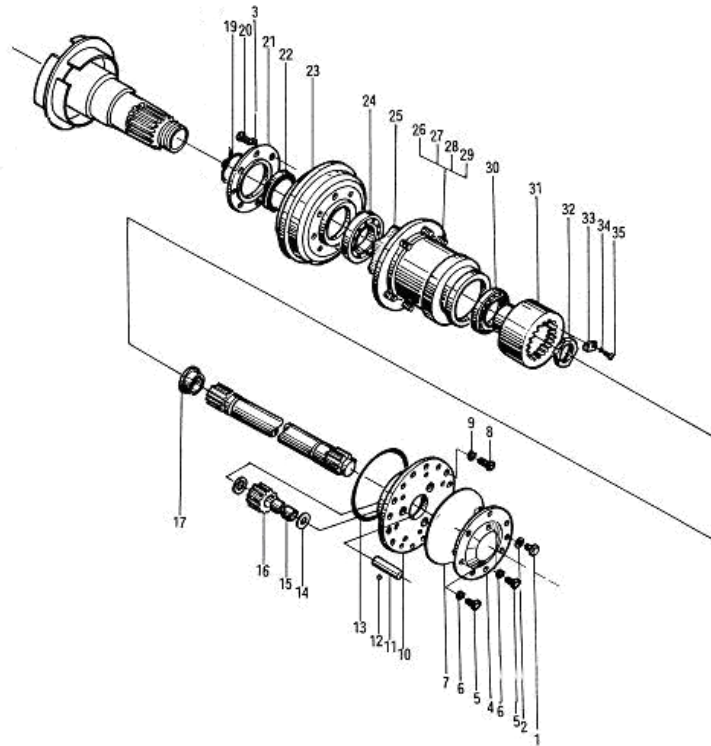
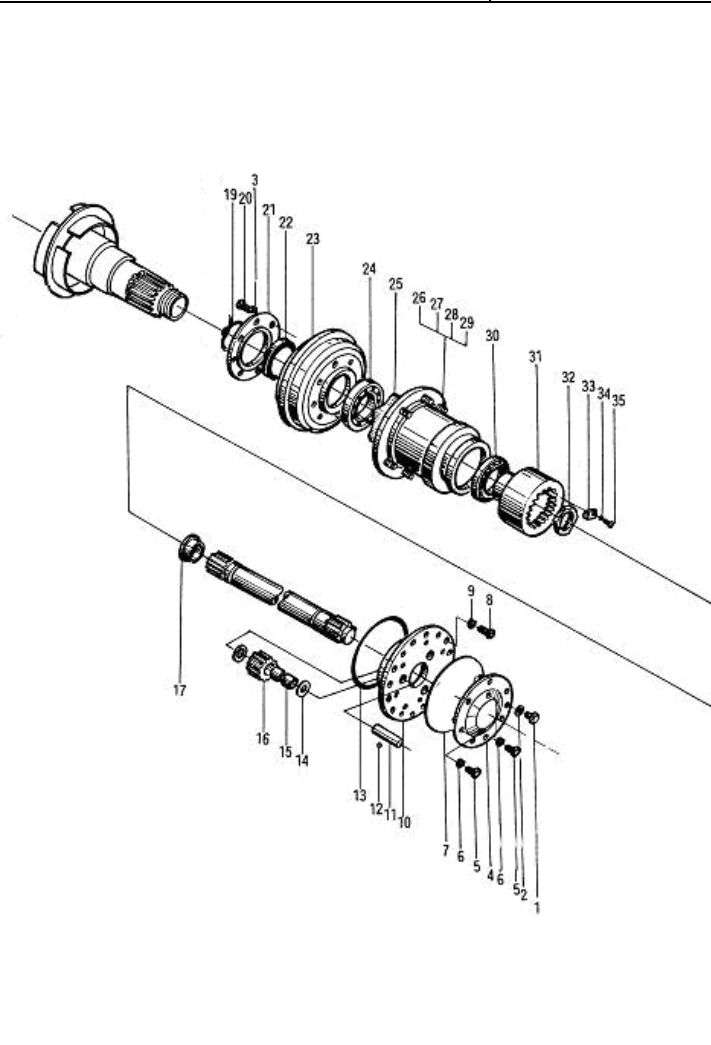


图 10 轮边总成—2014.01  
Fig.10 Hub drive axle assy—2014.01

- |                      |                      |                       |                      |
|----------------------|----------------------|-----------------------|----------------------|
| Ⓐ CPCD50/60/70-RG16  | Ⓒ CPCD50/60/70-RW28  | Ⓔ CPCD50/60/70-RG24   | Ⓖ CPCD50/60/70-RW14  |
| Ⓙ CPCD50/60/70-RW19A | Ⓛ CPCD50/60/70-RW14B | Ⓚ CPYD50/60/70-RW57   | Ⓜ CPYD50/60/70-RW17  |
| ⓐ CPCD50/60/70-RW38  | Ⓟ CPCD50/60/70-RG41  | Ⓞ CPCD50/60/70-RW41   | Ⓡ CPCD50/60/70-RW38B |
| Ⓢ CPQYD50/60/70-RW57 | Ⓣ CPYD50/60/70-RW24  | Ⓟ CPCD50/60/70-RG16-J |                      |



序号 Item	物料码 Code No.	名称 Description	数量 Qty	备注或适用车型 Remarks Or Serial No.
16	GR501-121035-W00	行星轮 Gear,plant	6	
17	GR501-121032-W00	半轴隔套 Spacer	2	
19	GB3452.1-86-18×2.5	O型密封圈 18×2.5 O-ring 18×2.5	2	
20	GB5785-86- M16×1.5×60	螺栓 M16×1.5×60 Bolt M16×1.5×60	8	
21	GR501-121045-W00	甩油盘 Cap	2	
22	GB9877.1-86- FB150×120×12	油封 FB150×120×12 Seal,oil FB150×120×12	2	
23	GR501-121027-W00	制动鼓 Drum	2	
24	GB297-84-7220E	轴承 7220E Bearing 7220E	2	
25	GR501-121028-W00	轮毂 Hub	2	
26	GR501-121042-W00	轮辋大螺母 Nut,hub outer	16	
27	GR501-121043-W00	轮辋螺栓 Stud	16	
28	GR501-121044-W00	轮辋小螺母 Nut,hub	16	
29	GR501-121040-W00	轮辋螺套 Nut,hub inner	16	
30	GB297-84-7221E	轴承 7221E Bearing 7221E	2	
31	GR501-121029-W00	内齿轮 Gear,internal	2	





图 10-1 轮边总成 2014.01—  
Fig.10-1 Hub drive axle assy 2014.01—

- |                      |                      |                       |                      |
|----------------------|----------------------|-----------------------|----------------------|
| Ⓐ CPCD50/60/70-RG16  | Ⓒ CPCD50/60/70-RW28  | Ⓔ CPCD50/60/70-RG24   | Ⓖ CPCD50/60/70-RW14  |
| Ⓙ CPCD50/60/70-RW19A | Ⓛ CPCD50/60/70-RW14B | Ⓚ CPYD50/60/70-RW57   | Ⓜ CPYD50/60/70-RW17  |
| Ⓚ CPCD50/60/70-RW38  | Ⓟ CPCD50/60/70-RG41  | Ⓠ CPCD50/60/70-RW41   | Ⓡ CPCD50/60/70-RW38B |
| Ⓢ CPQYD50/60/70-RW57 | Ⓣ CPYD50/60/70-RW24  | Ⓡ CPCD50/60/70-RG16-J |                      |

序号 Item	物料码 Code No.	名称 Description	数量 Qty	备注或适用车型 Remarks Or Serial No.
1	J001000-0141P5-00	螺塞 M14×1.5 Plug M14×1.5	2	
2	J000982-000014-00	垫圈 14 Washer 14	2	
3	GR501-121515-000	端盖 Cover	1	
4	G005783-012035-00	螺栓 M12×35 Bolt M12×35	15	
5	G000093-000012-00	垫圈 12 Washer 12	15	
6	GR501-121511-000	行星架 Plant gear frame	1	
7	GR501-121513-000	行星齿轮 Gear, plant	3	
8	GR501-121517-000	行星轴 Plant gear shaft	3	
9	G000308-000006-00	钢球 6 Ball 6	3	
10	GR501-121514-000	行星轮垫 Plant gear pad	6	
11	GR501-121516-000	套 Set	6	
12	GR501-121519-W00	滚针 2.5×19.8 Needle-roller 2.5×19.8	210	
13	G005783-008025-00	螺栓 M8×25 Bolt M8×25	2	
14	G000093-000008-00	垫圈 8 Washer 8	2	
15	GR501-121508-000	板 Plate	1	

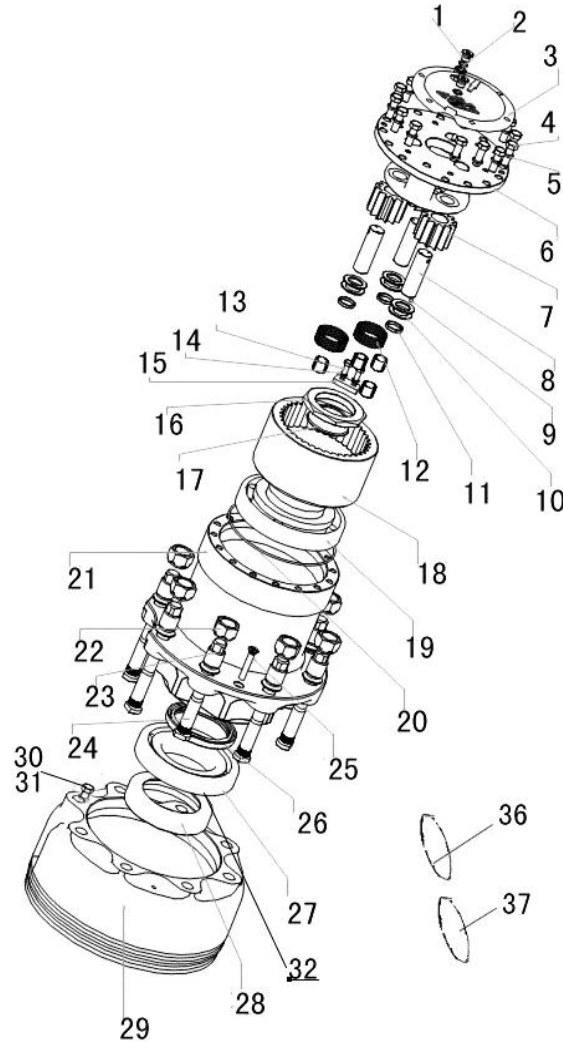
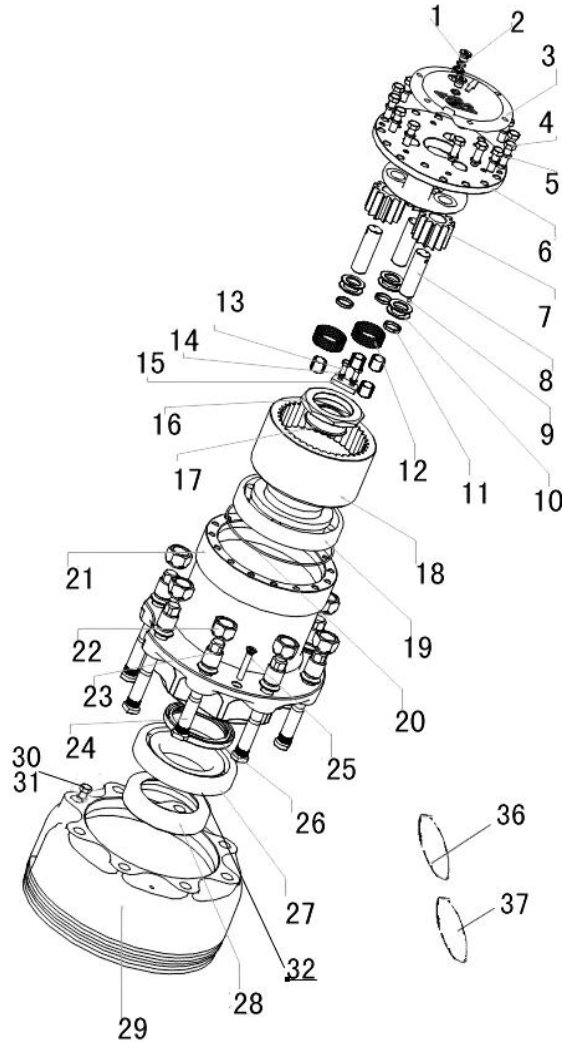


图 10-1 轮边总成 2014.01—  
Fig.10-1 Hub drive axle assy 2014.01—

- |                      |                      |                       |                      |
|----------------------|----------------------|-----------------------|----------------------|
| Ⓐ CPCD50/60/70-RG16  | Ⓒ CPCD50/60/70-RW28  | Ⓔ CPCD50/60/70-RG24   | Ⓖ CPCD50/60/70-RW14  |
| Ⓙ CPCD50/60/70-RW19A | Ⓛ CPCD50/60/70-RW14B | Ⓚ CPYD50/60/70-RW57   | Ⓜ CPYD50/60/70-RW17  |
| Ⓞ CPCD50/60/70-RW38  | Ⓟ CPCD50/60/70-RG41  | Ⓠ CPCD50/60/70-RW41   | Ⓡ CPCD50/60/70-RW38B |
| Ⓢ CPQYD50/60/70-RW57 | Ⓣ CPYD50/60/70-RW24  | Ⓡ CPCD50/60/70-RG16-J |                      |



序号 Item	物料码 Code No.	名称 Description	数量 Qty	备注或适用车型 Remarks Or Serial No.
16	GR501-121509-000	螺栓 M75x2 Bolt M75x2	1	
17	GR501-121510-000	隔套 Spacer sleeve	1	
18	GR501-121512-000	齿圈 Ring gear	1	
19	GT00297-0030221-00	轴承 30221 Gearing 30221	1	
20	G001235-010503P1-00	O 型密封圈 105x3.1 O-ring 105x3.1	1	
21	GR501-121507-000	轮毂 Hub	1	
22	GR501-121506-000	螺栓 M30x1.5 Bolt M30x1.5	8	
23	GR501-121505-000	螺栓 M20x1.5 Bol M20x1.5	8	
24	GR501-121504-000	双头螺栓 Bolt	8	
25	GR501-121518-000	螺栓 Bolt	2	
26	G9877P1-100012512-01	油封 FB100x125x12 Oil seal FB100x125x12	1	
27	GT00297-0030220-00	轴承 30220 Bearing 30220	1	
28	GR501-121502-000	护圈 Ring	1	
29	GR501-121501-000	制动鼓 Drum	1	
30	G005786-016050-05	螺栓 M16x1.5x50 Bolt M16x1.5x50	6	



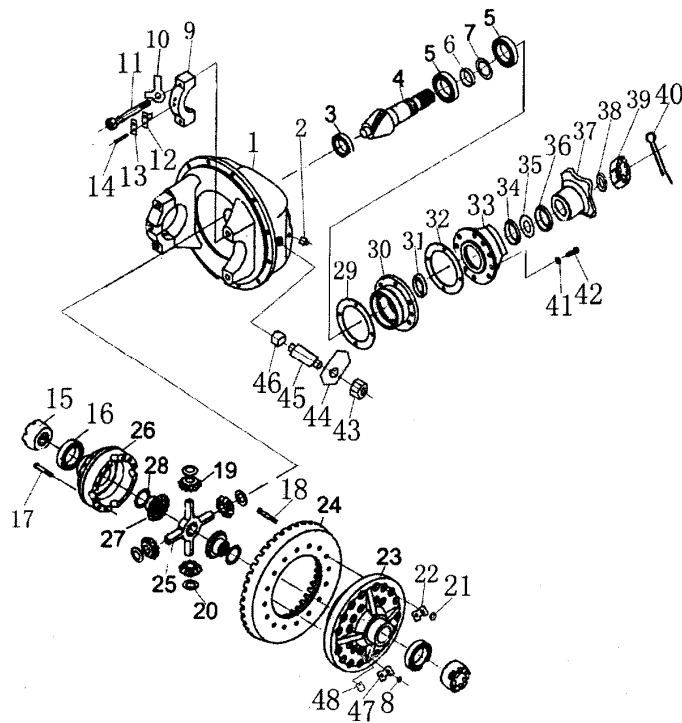
图 11 主减速器和差速器  
Fig.11 Reducer & Differential

ⓑ CPCD80/100-RG16  
ⓐ CPCD80/100-RG25

ⓓ CPCD80/100-RW28  
Ⓝ CPCD80/100-RG36

ⓔ CPCD80/100-RG17  
Ⓤ CPCD80/100-RW41

ⓗ CPCD80/100-RW14



序号 Item	物料码 Code No.	名称 Description	数量 Qty	备注或适用车型 Remarks Or Serial No.
1	2402D-115	减速器壳 Carrier	1	
2	Q61410	方头锥形螺塞 Screw plug	1	
3	42307EK	后轴承总成 Bearing assy	2	
4	2402D-025	主动锥齿轮 Pinion drive	1	
5	27311K	前轴承总成 Bearing assy	2	
6	2402D-049	隔套 Piece distance	1	
7	2402D-041-044	调整垫片 Washer, thrust	1组	
8	2402D-366	螺栓 M14×1.5×112 Bolt M14×1.5×112	8	
9	2402D-117	差速器轴承盖 Cap	2	
10	2402D-357	保险垫片 Lock adjuster	4	
11	2402D-119	螺栓 M18×90 Bolt M18×90	4	
12	24202D-383	止动片 Thrust washer	2	
13	24202C-384	锁片 Lock adjuster	2	
14	Q1600814	小六角螺栓 M8×15 Bolt M8×15	4	
15	2402D-381	调整螺母 Nut	2	

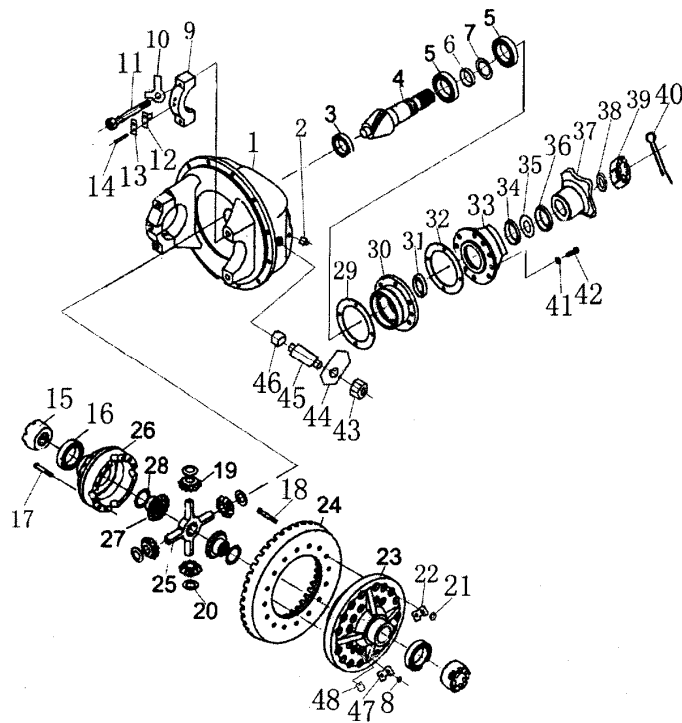
图 11 主减速器和差速器  
Fig.11 Reducer & Differential

ⓑ CPCD80/100-RG16  
ⓐ CPCD80/100-RG25

ⓓ CPCD80/100-RW28  
Ⓝ CPCD80/100-RG36

ⓔ CPCD80/100-RG17  
Ⓤ CPCD80/100-RW41

ⓗ CPCD80/100-RW14



序号 Item	物料码 Code No.	名称 Description	数量 Qty	备注或适用车型 Remarks Or Serial No.
16	7516	差速器轴承总成 Bearing assy	2	
17	2402D-366	螺栓 M14×1.5×112 Bolt M14×1.5×112	8	
18	2402D-356	螺栓 M12×1.25×45 Bolt M12×1.25×45	12	
19	2402D-345	行星齿轮 Gear,planet	4	
20	2402D-346	支承垫圈 Washer,thrust	4	
21	Q34112	螺母 M12×1.25 Nut M12×1.25	12	
22	2402D-357	锁片 Lock adjuster	12	
23	2420D-318	差速器右壳 Case,R.H.cross	1	
24	2420D-026	从动锥齿轮 Drive bevel gear	1	
25	2420D-331	十字轴 Spider	1	
26	2420D-317	差速器左壳 Case,L.H.cross	1	
27	2420D-335	半轴齿轮 Gear side	2	
28	2420D-336	支承垫圈 Washer,thrust	2	
29	2420D-081	调整垫片 Washer,adjuter	1组	
30	2420D-036	轴承座 Case	1	

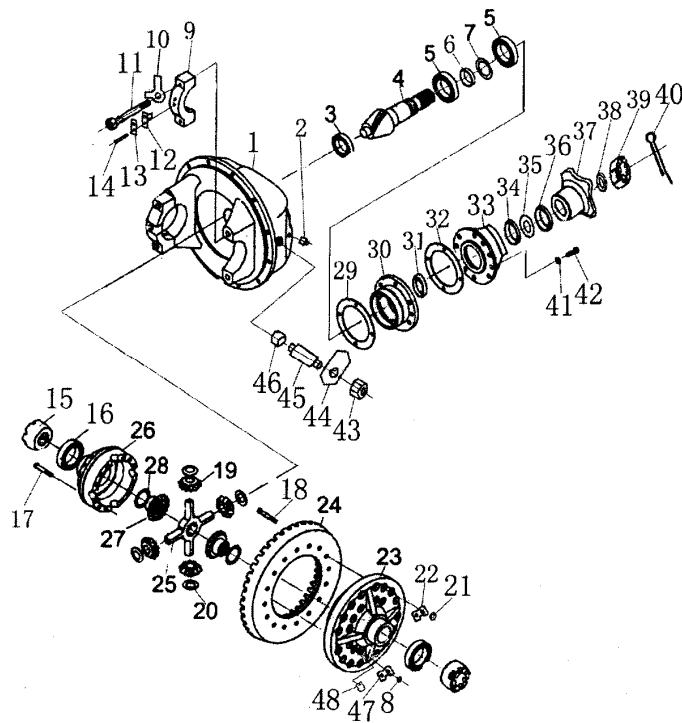
图 11 主减速器和差速器  
Fig.11 Reducer & Differential

ⓑ CPCD80/100-RG16  
ⓐ CPCD80/100-RG25

ⓓ CPCD80/100-RW28  
Ⓝ CPCD80/100-RG36

ⓔ CPCD80/100-RG17  
Ⓤ CPCD80/100-RW41

ⓗ CPCD80/100-RW14



序号 Item	物料码 Code No.	名称 Description	数量 Qty	备注或适用车型 Remarks Or Serial No.
31	2420D-052	止推垫圈 Thrust washer	1	
32	2420D-053	衬垫 Packing	1	
33	2420D-056	密封座 Retainer oil seal	1	
34	2420D-057	内油封 Oil seal	1	
35	2420D-059	导向环 Annular gasket	1	
36	2420D-058	外油封 Oil seal	1	
37	2420D-065	凸缘总成 Flange	1	
38	2420D-071	垫圈 Washer,lock	1	
39	Q38727	六角槽形螺母 Nut	1	
40	Q5005045	开口销 Retainer pin	1	
41	Q40312	弹垫 12 Washer,lock 12	7	
42	Q1601245	小六角螺栓 Bolt	7	
43	2420D-129	螺母 M30×1.5 Nut M30×1.5	1	
44	2420D-128	锁片 Lock adjuster	1	
45	2420D-127	支承螺柱 Bearing stud	1	





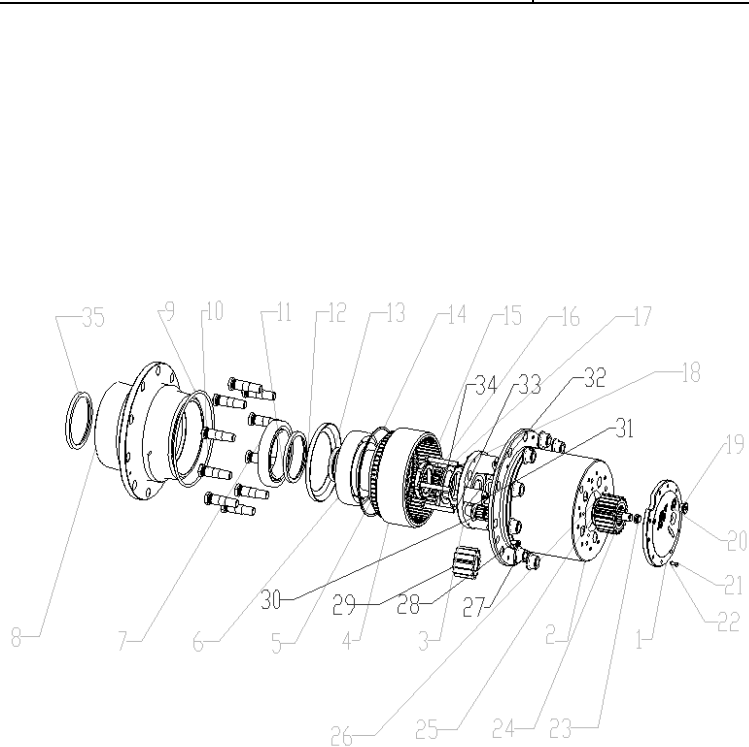
图 12 轮边减速器总成  
Fig.12 Hub drive axle assy

ⓑ CPCD80/100-RG16  
ⓐ CPCD80/100-RG25

ⓓ CPCD80/100-RW28  
Ⓝ CPCD80/100-RG36

ⓔ CPCD80/100-RG17  
Ⓤ CPCD80/100-RW41

ⓗ CPCD80/100-RW14



序号 Item	物料码 Code No.	名称 Description	数量 Qty	备注或适用车型 Remarks Or Serial No.
1	08103202	端盖 Cap	1	
2	08103224	轮壳 Wheel hull	1	
3	08103208	行星轮架 Carrier planet	1	
4	08103223	齿圈 Gear	1	
5	08103221	齿圈支承 Gear supporting	1	
6	64100052	轴承 32222 Bearing 32222	1	
7	64100006	轴承 32024 Bearing 32024	1	
8	08103101	轮毂 Hub	1	
9	63000060	O 型圈 250×7 O-ring 250×7	1	
10	05073023	轮辋螺栓 M22×1.5×90 Bolt M22×1.5×90	10	
11	08100001	隔套 Spacer	1	
12	08103209	行星轮架罩 Carrier planet cap	1	
13	08103226	套 Cover	1	
14	08103210	卡环 Snap ring	1	
15	08103218	槽螺母 Nut	1	

图 12 轮边减速器总成  
Fig.12 Hub drive axle assy

ⓑ CPCD80/100-RG16  
ⓐ CPCD80/100-RG25

ⓓ CPCD80/100-RW28  
Ⓝ CPCD80/100-RG36

ⓔ CPCD80/100-RG17  
Ⓤ CPCD80/100-RW41

ⓗ CPCD80/100-RW14

序号 Item	物料码 Code No.	名称 Description	数量 Qty	备注或适用车型 Remarks Or Serial No.
16	62100009	挡圈 50 Snap ring 50	1	
17	08103217	垫 Pad	1	
18	62060009	圆螺母止退圈 Thrust washer	1	
19	64100024	内六角螺塞 Plug	1	
20	63000023	组合密封垫 Seal washer	1	
21	60009012	螺栓 M10×25 Bolt M10×25	10	
22	62020003	弹簧垫圈 10 Washer 10	10	
23	08103201	限位块 stop block	1	
24	08103044	调整支柱 Strut,thrust	1	
25	08103203	太阳轮 Gear,sun	1	
26	08103225	太阳轮垫 Washer ,Gear,sun	1	
27	61017001	轮辋螺母 M22×1.5 Bolt M22×1.5	10	
28	60140002	螺钉 M10×25 Screw M10×25	2	
29	05003003	行星轮 Gear,plant	5	
30	08103229	滚针轴承 K28×40×27 Betring K28×40×27	10	



图 13 制动器总成  
Fig.13 Wheel brake assy

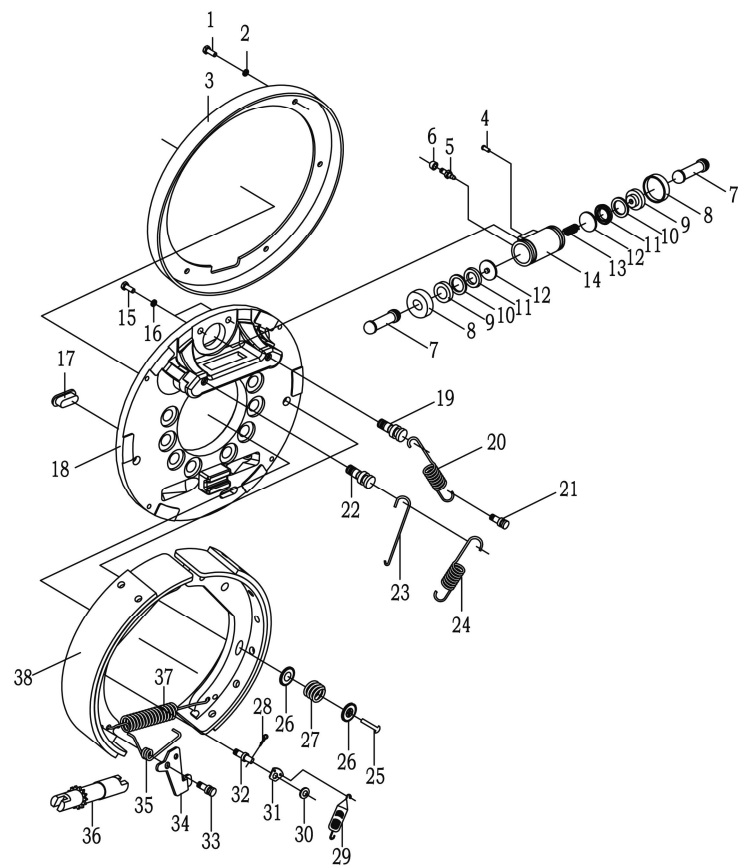
- |                      |                      |                       |                      |
|----------------------|----------------------|-----------------------|----------------------|
| Ⓐ CPCD50/60/70-RG16  | Ⓒ CPCD50/60/70-RW28  | Ⓔ CPCD50/60/70-RG24   | Ⓖ CPCD50/60/70-RW14  |
| Ⓙ CPCD50/60/70-RW19A | Ⓛ CPCD50/60/70-RW14B | Ⓚ CPYD50/60/70-RW57   | Ⓜ CPYD50/60/70-RW17  |
| Ⓞ CPCD50/60/70-RW38  | Ⓟ CPCD50/60/70-RG41  | Ⓠ CPCD50/60/70-RW41   | Ⓡ CPCD50/60/70-RW38B |
| Ⓢ CPQYD50/60/70-RW57 | Ⓣ CPYD50/60/70-RW24  | Ⓡ CPCD50/60/70-RG16-J |                      |

序号 Item	物料码 Code No.	名称 Description	数量 Qty	备注或适用车型 Remarks Or Serial No.
A1	GR501-121400-G00	右制动器 Right brake assy	1	
A2	GR501-121300-G00	左制动器 Left brake assy	1	
1	G005781-006010-00	螺栓 M6×10 Bolt M6×10	6	
2	G000093-000006-00	垫圈 6 Washer 6	6	
3	5CY23A-00006	挡盘 Back plate	1	
A3	25783-71250G	制动分泵总成 Cylinder assy	1	包含/INC:4-14
4	NO PART NO.	油嘴 Seat,tube	1	
5	NO PART NO.	放气嘴 Screw,bleader	1	
6	NO PART NO.	帽 Cap bleader	1	
7	NO PART NO.	顶杆 Rod,piston	2	
8	5CY23A-00301	防尘套 Cover,dust	2	
9	NO PART NO.	活塞 Piston	2	
10	NO PART NO.	垫 Pad	2	
11	5CY23A-00306	皮碗 Cup,piston	2	
12	NO PART NO.	弹簧座 Spring cup	2	

图 13 制动器总成  
Fig.13 Wheel brake assy

- |                      |                      |                       |                      |
|----------------------|----------------------|-----------------------|----------------------|
| Ⓐ CPCD50/60/70-RG16  | Ⓒ CPCD50/60/70-RW28  | Ⓔ CPCD50/60/70-RG24   | Ⓖ CPCD50/60/70-RW14  |
| Ⓙ CPCD50/60/70-RW19A | Ⓛ CPCD50/60/70-RW14B | Ⓚ CPYD50/60/70-RW57   | Ⓜ CPYD50/60/70-RW17  |
| Ⓢ CPCD50/60/70-RW38  | Ⓟ CPCD50/60/70-RG41  | Ⓠ CPCD50/60/70-RW41   | Ⓡ CPCD50/60/70-RW38B |
| Ⓣ CPQYD50/60/70-RW57 | Ⓡ CPYD50/60/70-RW24  | Ⓢ CPCD50/60/70-RG16-J |                      |

序号 Item	物料码 Code No.	名称 Description	数量 Qty	备注或适用车型 Remarks Or Serial No.
13	NO PART NO.	弹簧 Spring	1	
14	NO PART NO.	泵体 Pump body	1	
15	G005781-008030-00	螺栓 M8×30 Bolt M8×30	4	
16	G000093-000006-00	垫圈 6 Washer 6	2	
17	5CY23A-00005	橡胶堵 Rubber plug	1	
18	5CY23A-00004A	制动器底盘 Brake underpan	1	
19	5CY23A-00015	支柱 Pin	1	
20	5CY23A-00014A	弹簧 Spring	1	
21	5CY23A-00012	支柱 Pin	2	
22	5CY23A-00016	支柱 Pin	1	
23	5CY23A-00013A	拉杆 Lever	1	
24	5CY23A-00014A	弹簧 Spring	1	
25	5CY23A-00002	弹簧支柱 Pin, shoe hold	2	
26	5CY23A-00003	弹簧座 Washing cup	4	
27	5CY23A-00001A	弹簧 Spring	2	



**图 13 制动器总成**  
**Fig.13 Wheel brake assy**

- |                      |                      |                       |                      |
|----------------------|----------------------|-----------------------|----------------------|
| Ⓐ CPCD50/60/70-RG16  | Ⓒ CPCD50/60/70-RW28  | Ⓔ CPCD50/60/70-RG24   | Ⓖ CPCD50/60/70-RW14  |
| Ⓙ CPCD50/60/70-RW19A | Ⓛ CPCD50/60/70-RW14B | Ⓚ CPYD50/60/70-RW57   | Ⓜ CPYD50/60/70-RW17  |
| Ⓞ CPCD50/60/70-RW38  | Ⓟ CPCD50/60/70-RG41  | Ⓠ CPCD50/60/70-RW41   | Ⓡ CPCD50/60/70-RW38B |
| Ⓢ CPQYD50/60/70-RW57 | Ⓣ CPYD50/60/70-RW24  | Ⓡ CPCD50/60/70-RG16-J |                      |

序号 Item	物料码 Code No.	名称 Description	数量 Qty	备注或适用车型 Remarks Or Serial No.
28	GB91-86-1.6×16	开口销 1.6×16 Pin 1.6×16	1	
29	5CY23A-00200	拉簧总成 Spring assy	1	
30	GB92-85-6	垫圈 6 Washer 6	1	
31	5CY23A-00011	转盘 Lever	1	
32	5CY23A-00010	支柱 Pin	1	
33	5CY23A-0009A	支柱 Pin	1	
34	5CY23A-00007	拨爪 Lever	1	
35	5CY23A-00018B	弹簧 Spring	1	
36	5CY23A-00100	调节杆总成 Adjuster assy	1	
37	5CY23A-00008	弹簧 Spring	1	
38	5CY23A-00400	制动蹄总成 Brake shoe assy	1	

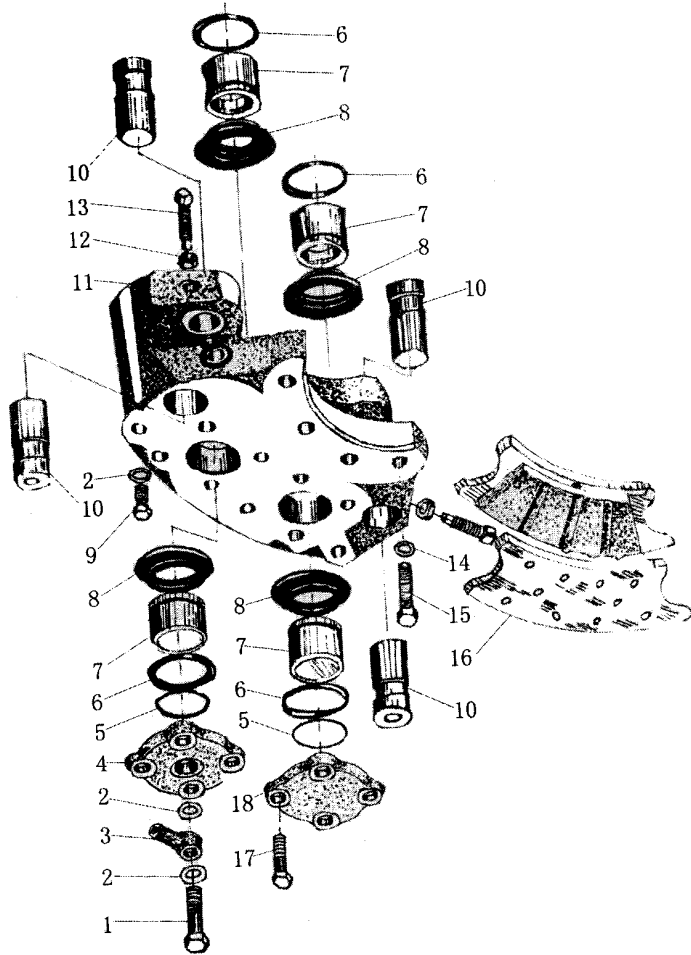
图 14 制动器总成  
Fig.14 Wheel brake assy

ⓑ CPCD80/100-RG16  
ⓐ CPCD80/100-RG25

ⓓ CPCD80/100-RW28  
Ⓝ CPCD80/100-RG36

ⓔ CPCD80/100-RG17  
Ⓤ CPCD80/100-RW41

ⓗ CPCD80/100-RW14



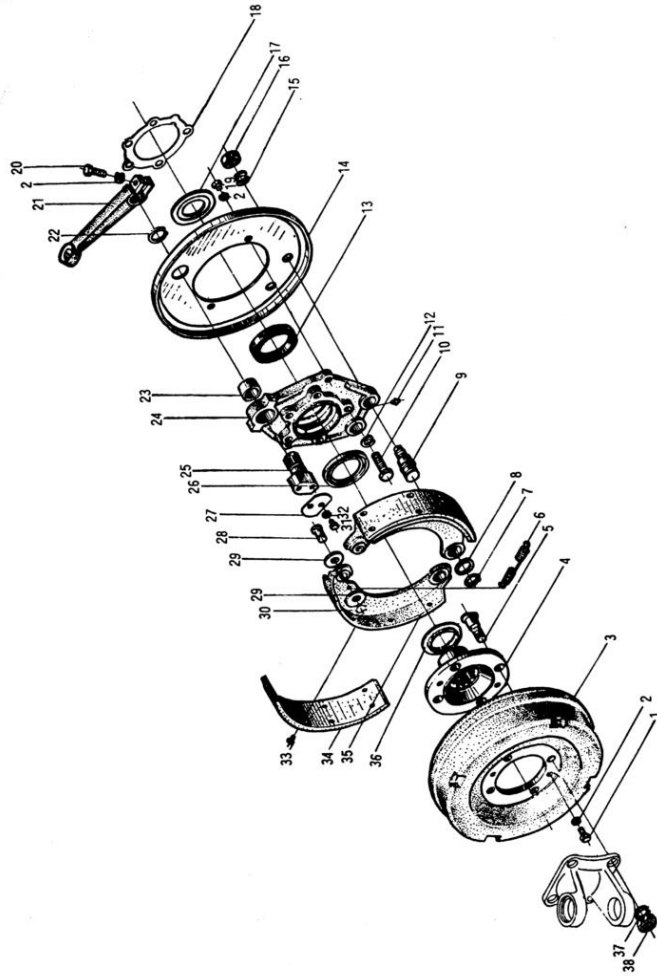
序号 Item	物料码 Code No.	名称 Description	数量 Qty	备注或适用车型 Remarks Or Serial No.
1	JB999-77	管接头螺栓 M10×1 Bolt M10×1	1	
2	J000982-000012-00	组合垫圈 12 Semi-metallic gasket 12	4	
3	JB998-77	管接头体 Union connection	1	
4	PR60· 23C· 3-4	下油缸盖 Oil cap	1	
5	G001235-005503P1-00	O 型密封圈 55×3.1 O-ring 55×3.1	4	
6	G001235-016505P7-00	O 型密封圈 65×5.7 O-ring 65×5.7	4	
7	PR60· 23C· 3-5	分泵活塞 Piston	4	
8	PR60· 23C· 3-2	防尘罩 Dust ring	4	
9	ZL15· 2· 4-8	放气螺钉 Bleed screw	2	
10	ZL15· 2· 4-2	销轴 Guide pin	4	
11	PR60· 23· 3-1	夹钳 Cliper housing	4	
12	G006171-000010-00	螺母 M10×1 Nut M10×1	4	
13	GB85-88	螺钉 M10×1×30 Screw M10×1×30	4	
14	GB/T7244-86	重型垫圈 16 Gasket 16	4	
15	G005786-016055-01	螺栓 M16×1.5×55 Bolt M16×1.5×55	4	





图 15 驻车制动器 —2013.01  
Fig. 15 Parking brake —2013.01

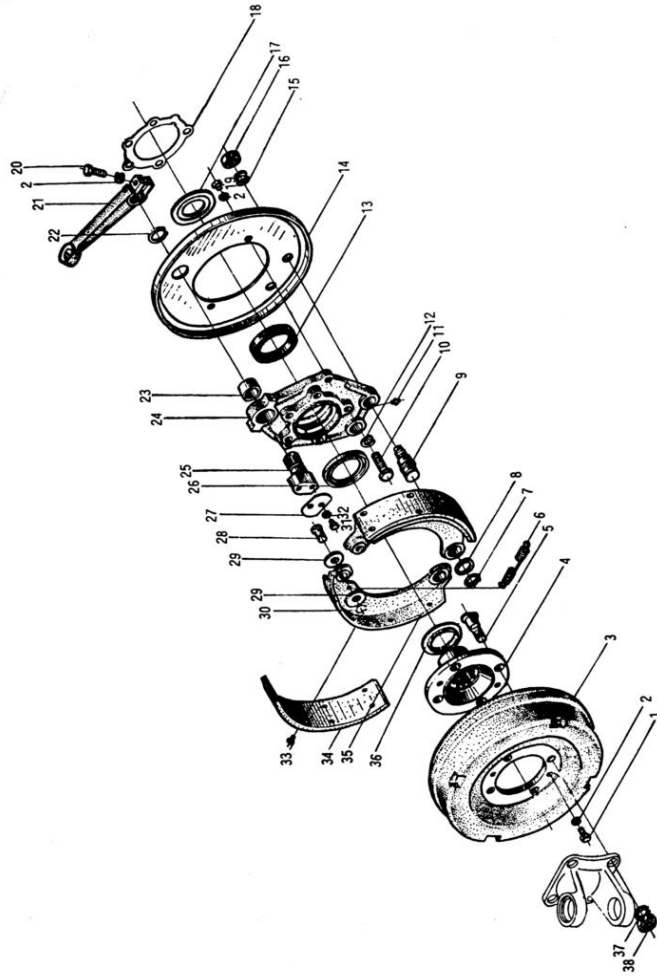
Ⓐ CPCD50/60/70-RW14B Ⓑ CPCD50/60/70-RW38B



序号 Item	物料码 Code No.	名称 Description	数量 Qty	备注或适用车型 Remarks Or Serial No.
1	Q1601025	螺栓 Bolt	2	
2	Q40310	弹簧垫圈 Spring washer	5	
3	3507C-025	驻车制动鼓 Brake drum	1	
4	30507C-028	突缘 Yoke	1	
5	3507C-027	驻车制动轴定位螺栓 Bolt	4	
6	3507C-034	驻车制动蹄回位弹簧 Retracting spring	1	
7	Q43122	轴弹性锁片 Lock piece	2	
8	3507C-042	驻车制动蹄轴垫圈 Washer	2	
9	3507C-041	驻车制动蹄轴 Brake shoe shaft	2	
10	GB5783-86	螺栓 M12×50 Bolt M12×50	5	
11	Q9002	通气塞塞头 Vent plug	1	
12	GB93-87-12	垫圈 12 Washer 12	5	
13	Q72855580	油封(SG55×80×12) Oil seal(SG55×80×12)	1	
14	3507C-061	驻车制动底板 Brake disk	1	
15	Q40316	弹簧垫圈 Washer	2	

图 15 驻车制动器 —2013.01  
Fig. 15 Parking brake —2013.01

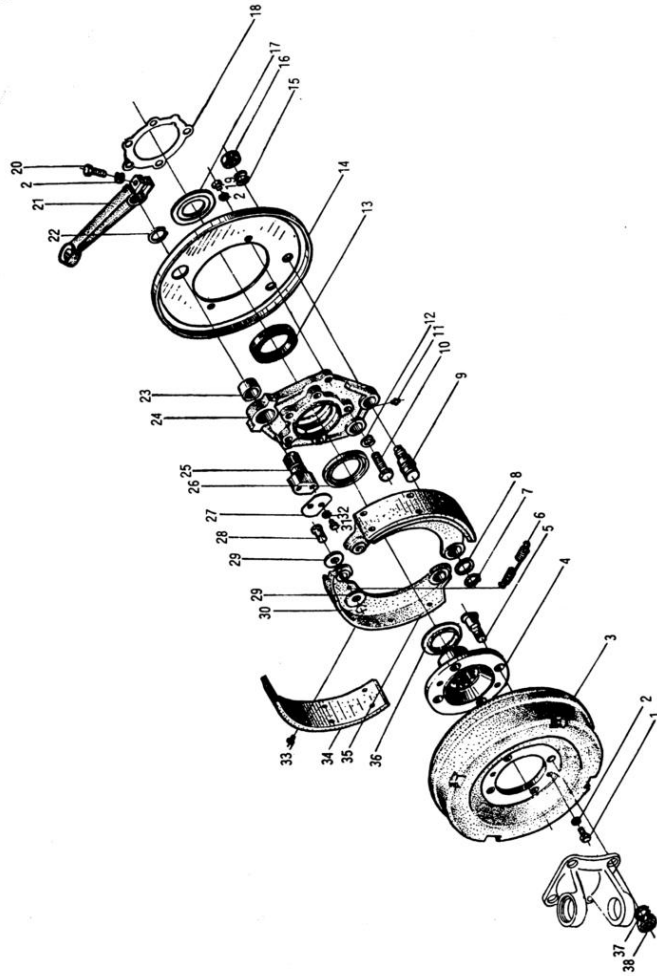
Ⓐ CPCD50/60/70-RW14B Ⓑ CPCD50/60/70-RW38B



序号 Item	物料码 Code No.	名称 Description	数量 Qty	备注或适用车型 Remarks Or Serial No.
16	Q35016	扁螺母 Nut	2	
17	3507C-071	甩油圈 Oil ring	1	
18	3507C-066	驻车制动底板支座衬垫 Gasket	1	
19	Q1601260	螺栓 Bolt	1	
20	Q1601032	螺栓 Bolt	1	
21	3507D-054	驻车制动凸轮摆臂 Rocker ram	1	
22	Q43128	弹性锁片 Lock piece	1	
23	3507C-063	驻车制动凸轮衬套 Bush	1	
24	3507D-065	驻车制动盘支座 Support	1	
25	3507C-051	驻车制动凸轮轴 Shaft	1	
26	3507C-067	挡油盘 Disc	1	
27	3507C-056	限位片 Location piece	2	
28	3507C-039	滚轮轴 Roller shaft	2	
29	3507C-038	滚轮 Roller	4	
30	Q43114	轴用弹性挡圈 Retaining ring	2	

图 15 驻车制动器 —2013.01  
Fig. 15 Parking brake —2013.01

Ⓐ CPCD50/60/70-RW14B Ⓑ CPCD50/60/70-RW38B



序号 Item	物料码 Code No.	名称 Description	数量 Qty	备注或适用车型 Remarks Or Serial No.
31	Q1600810	螺栓 Bolt	2	
32	Q40308	弹簧垫圈 Washer	2	
33	3507C-046	驻车制动摩擦片铆钉 Rivet	16	
34	3507C-037	驻车制动摩擦片 Brake lining	2	
35	3507C-035	驻车制动蹄总成 Brake shoe assy	2	
36	3507C-029	甩油环 Oil ring	1	
37	GB93-87-14	垫圈 14 Washer 14	4	
38	GB6171-86- M14×1.5	螺母 M14×1.5 Nut M14×1.5	4	

图 15-1 驻车制动器 2013.01—  
Fig.15-1 Parking brake 2013.01—

Ⓐ CPCD50/60/70-RW14B Ⓑ CPCD50/60/70-RW38B

序号 Item	物料码 Part NO.	名称 Description	数量 Qty	备注或适用车型 Remarks or Serial NO.
1	93-8079	拉杆 Pull rod	1	
2	43-8886	螺栓 1/2 - 20× 5.5 Bolt 1/2 - 20× 5.5	1	
3	77-7215	套管 Casing	1	
4	112-7030	凸轮 Cam	2	
5	184-8187	前转矩板 Plate	1	
6	244-7845	衬片及托架总成 Lining and bracket assy	2	
7	184-8146	后转矩板 Plate	1	
8	471-7982	滚珠/保持架总成 Ball & retainer assy	1	
9	334-7000	套筒或螺栓组件 等级 12.9 Casing & Bolt M12× 1.75	2	
10	40-7956	卡簧 Spring	1	
11	111-7000	GARLOCK 止推轴承 GARLOCK Gearing	1	
12	63-611	1/2 - 20 六角螺母 Nut 1/2 - 20	1	
13	63-7631	1/2 - 20 防松螺母 Nut 1/2 - 20	1	
14	68-8507	套筒密封 Sleeve seal	2	
15	68-8436	内径密封 Inner seal	1	

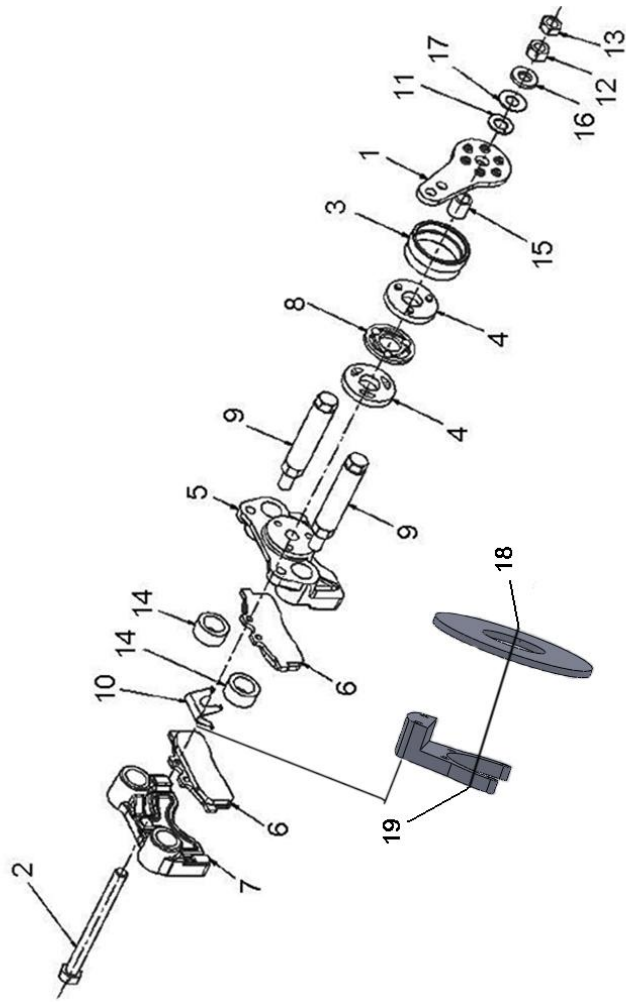
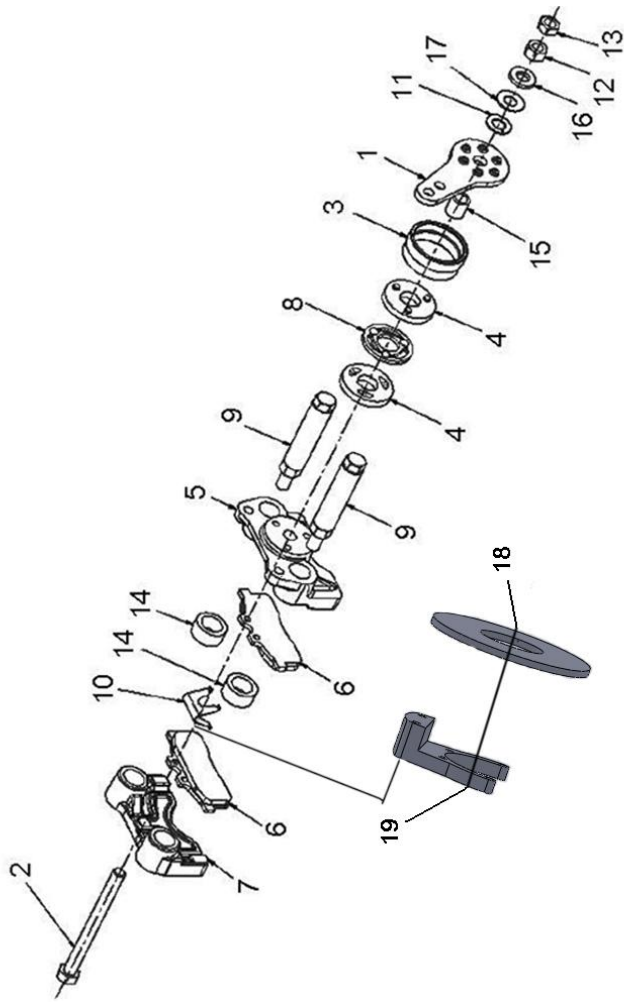


图 15-1 驻车制动器 2013.01—  
Fig.15-1 Parking brake 2013.01—

Ⓐ CPCD50/60/70-RW14B Ⓑ CPCD50/60/70-RW38B



序号 Item	物料码 Part NO.	名称 Description	数量 Qty	备注或适用车型 Remarks or Serial NO.
16	80-7836	硬垫圈 Washer	1	
17	43-9060	垫圈 Washer	1	
18	05105001	制动盘 Brake disc	1	
19	05105002	制动钳支架 Brake bracket	1	

图 16 双变冷却油路  
Fig.16 Torque converter oil cooling pipe

Ⓐ CPCD50/60/70-RG16    Ⓒ CPCD50/60/70-RW28    Ⓔ CPCD50/60/70-RG24    Ⓖ CPCD50/60/70-RW14  
 Ⓑ CPCD50/60/70-RW38    Ⓓ CPCD50/60/70-RG41    Ⓕ CPCD50/60/70-RW41    Ⓡ CPCD50/60/70-RG16-J

序号 Item	物料码 Code No.	名称 Description	数量 Qty	备注或适用车型 Remarks Or Serial No.
1	J000982-000020-00	垫圈 20 Washer 20	4	
2	80DH-740004	铰接螺栓 Bolt	2	
3	GA1000-130002-W00	低压胶管 Oil delivery hose	1	
4	GR501-110002-W00	低压胶管 Oil delivery hose	1	
5	GR501-110003-000	管夹 Clamp	4	
6	G000093-000008-00	垫圈 8 Washer 8	6	
7	G005783-008016-00	螺栓 M8×16 Bolt M8×16	6	
8	80DH-740001	直通管接头 Connector	2	
9	GA1000-130003-W00	低压胶管 Oil delivery hose	1	
10	GA1000-130100-000	液压油滤清器 Oil filter	1	2014.4.1—
11	GA1000-130001-000	支架 Bracket	1	2014.4.1—
12	Q676-120-G00	蜗杆传动式软管环箍 120 Anchor ear 120	1	2014.4.1—
14	Q672-30-G00	双钢丝式环箍 30 Anchor ear 30	6	
15	G000093-000008-00	垫圈 8 Washer 8	6	
16	80DH-740005	接头体 Connector	2	

图 17 双变冷却油路  
Fig.17 Torque converter oil cooling pipe

Ⓚ CPYD50/60/70-RW57   Ⓜ CPYD50/60/70-RW17   Ⓢ CPQYD50/60/70-RW57   Ⓣ CPYD50/60/70-RW24

序号 Item	物料码 Code No.	名称 Description	数量 Qty	备注或适用车型 Remarks Or Serial No.
1	J000982-000020-00	垫圈 20 Washer 20	6	
2	80DH-740004	铰接螺栓 Bolt	2	
3	GA1000-130002-W00	低压胶管 Oil delivery hose	1	
4	GR501-110002-W00	低压胶管 Oil delivery hose	1	
5	GR501-110003-000	管夹 Clamp	4	
6	G000093-000008-00	垫圈 8 Washer 8	6	
7	G005783-008016-00	螺栓 M8×16 Bolt M8×16	6	
8	80DH-740001	直通管接头 Connector	2	
9	GR501-110001-W00	低压胶管 Oil delivery hose	1	
10	GA1000-130100-000	液压油滤清器 Oil filter	1	2014.4.1—
11	GA1000-130001-000	支架 Bracket	1	2014.4.1—
12	Q676-120-G00	蜗杆传动式软管环箍 120 Anchor ear 120	1	2014.4.1—
14	Q672-30-G00	双钢丝式环箍 30 Anchor ear 30	6	
15	G000093-000008-00	垫圈 8 Washer 8	6	
16	80DH-740005	接头体 Connector	2	

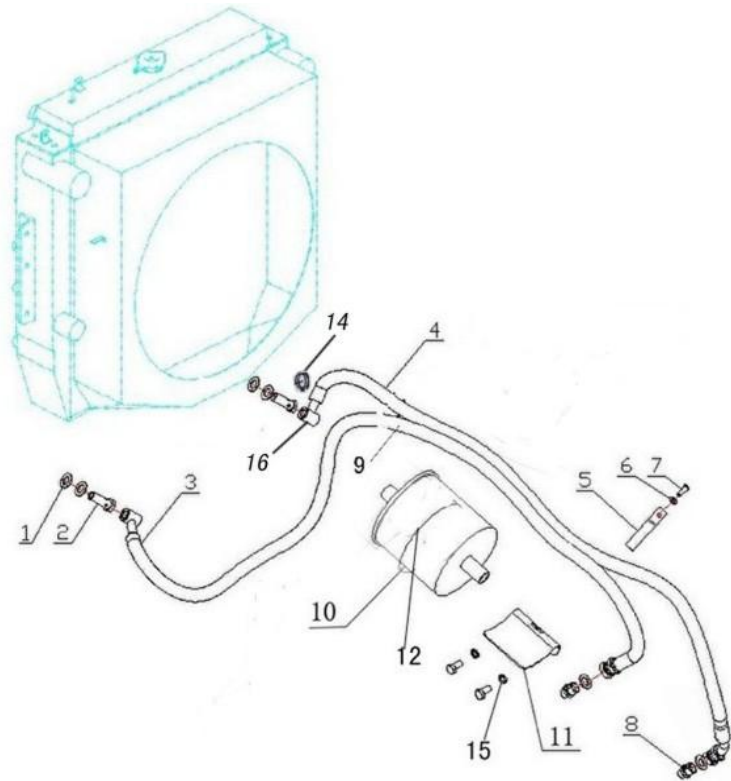
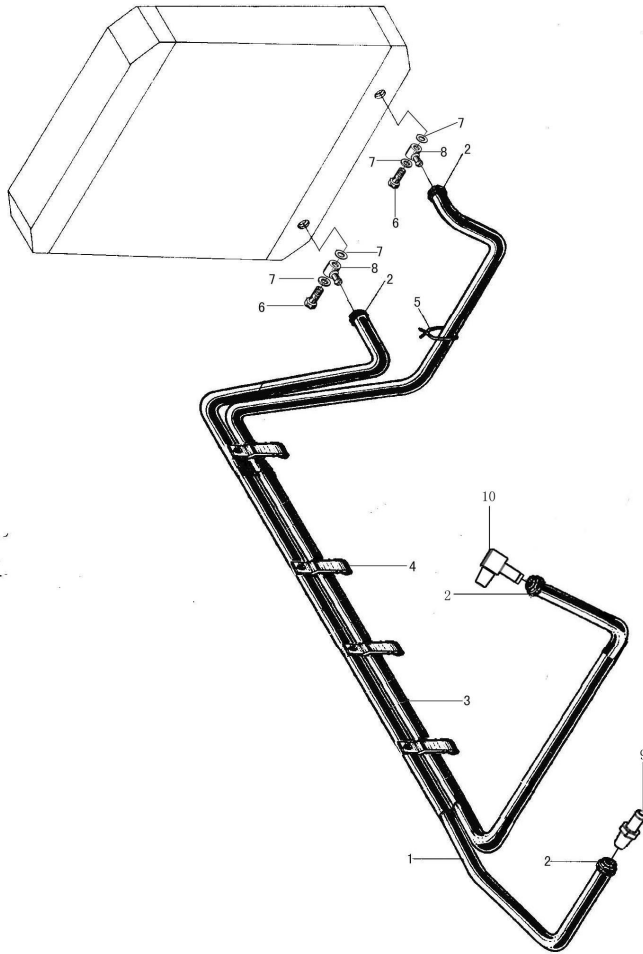


图 18 双变冷却油路  
Fig.18 Torque converter oil cooling pipe

Ⓐ CPCD50/60/70-RW14B Ⓑ CPCD50/60/70-RW38B



序号 Item	物料码 Code No.	名称 Description	数量 Qty	备注或适用车型 Remarks Or Serial No.
1	GR508-110001-W00	低压胶管 Oil delivery hose	1	Ⓐ
-	GR514-130001-W00	低压胶管 Oil delivery hose	1	Ⓑ
2	Q672-24-G00	双钢丝环箍 24 Clamp 24	4	
3	GR508-110002-W00	低压胶管 Oil delivery hose	1	Ⓐ
-	GR514-130002-W00	低压胶管 Oil delivery hose	1	Ⓑ
4	GR501-110003-000	管夹 Clamp	5	
5	PKD-180-G00	捆线带 Wire	1	
6	50W-740001	铰接螺栓 Bolt	2	
7	J000982-000020-00	垫圈 20 Washer 20	4	
8	50DH-740001	铰接接头 Connector	2	
9	H502-640001-000	直通管接头 Connector	1	
10	H502-640100-000	管接头 Connector	1	



图 19 双变冷却油路  
Fig.19 Torque converter oil cooling pipe

ⓑ CPCD80/100-RG16  
ⓓ CPCD80/100-RW14

Ⓔ CPCD80/100-RG17  
Ⓝ CPCD80/100-RG36

Ⓛ CPCD80/100-RG25

Ⓤ CPCD80/100-RW41

序号 Item	物料码 Code No.	名称 Description	数量 Qty	备注或适用车型 Remarks Or Serial No.
1	J000982-000020-00	垫圈 20 Washer 20	6	
2	80DH-740004	铰接螺栓 Bolt	2	
3	GA1000-130002-W00	低压胶管 Oil delivery hose	1	
4	GR1001-120002-W00	低压胶管 Oil delivery hose	1	
5	GR501-110003-000	管夹 Clamp	4	
6	G000093-000008-00	垫圈 8 Washer 8	6	
7	G005783-008016-00	螺栓 M8×16 Bolt M8×16	6	
8	80DH-740001	直通管接头 Connector	2	
9	GA1000-130003-W00	低压胶管 Oil delivery hose	1	
10	GA1000-130100-000	液压油滤清器 Oil filter	1	2014.4.1—
11	GA1000-130001-000	支架 Bracket	1	2014.4.1—
12	Q676-120-G00	蜗杆传动式软管环箍 120 Anchor ear 120	1	2014.4.1—
14	Q672-30-G00	双钢丝式环箍 30 Anchor ear 30	6	
15	G000093-000008-00	垫圈 8 Washer 8	6	
16	80DH-740005	接头体 Connector	2	

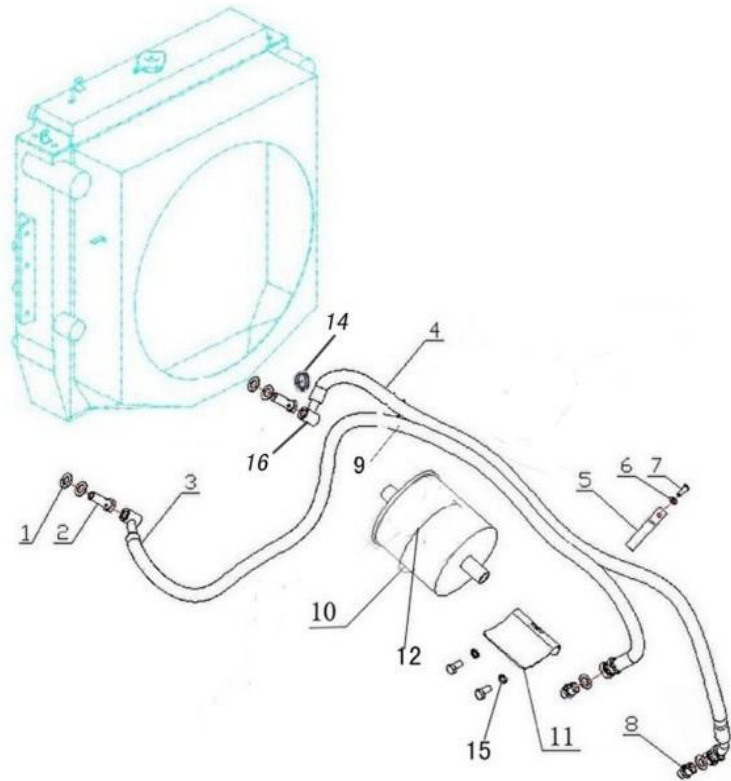
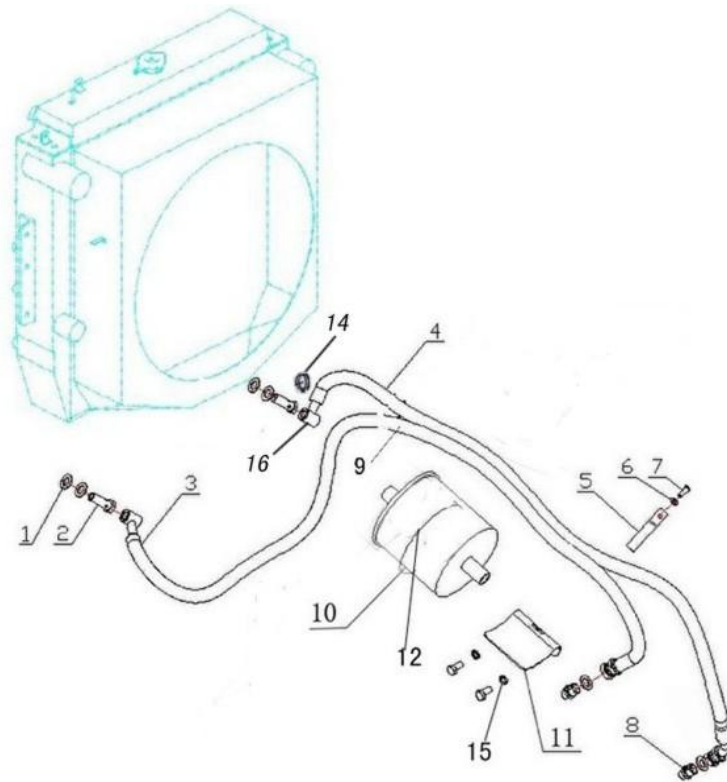


图 20 双变冷却油路  
Fig.20 Torque converter oil cooling pipe

① CPCD80/100-RW28



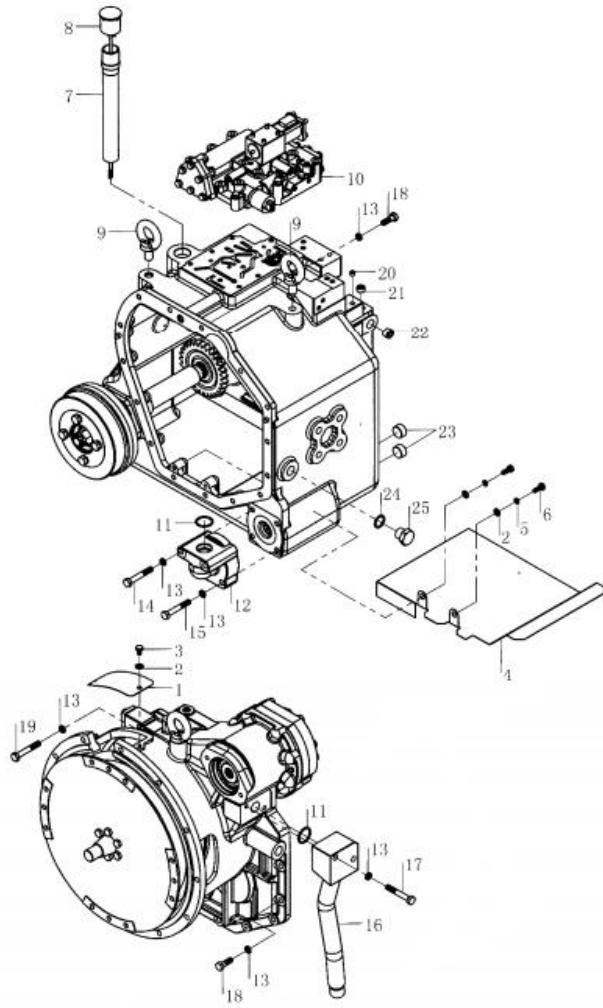
序号 Item	物料码 Code No.	名称 Description	数量 Qty	备注或适用车型 Remarks Or Serial No.
1	J000982-000020-00	垫圈 20 Washer 20	6	
2	80DH-740004	铰接螺栓 Bolt	2	
3	GA1000-130002-W00	低压胶管 Oil delivery hose	1	
4	GR1002-120003-W00	低压胶管 Oil delivery hose	1	
5	GR501-110003-000	管夹 Clamp	4	
6	G000093-000008-00	垫圈 8 Washer 8	6	
7	G005783-008016-00	螺栓 M8×16 Bolt M8×16	6	
8	80DH-740001	直通管接头 Connector	2	
9	GR1002-120002-W00	低压胶管 Oil delivery hose	1	
10	GA1000-130100-000	液压油滤清器 Oil filter	1	2014.4.1—
11	GA1000-130001-000	支架 Bracket	1	2014.4.1—
12	Q676-120-G00	蜗杆传动式软管环箍 120 Anchor ear 120	1	2014.4.1—
14	Q672-30-G00	双钢丝式环箍 30 Anchor ear 30	6	
15	G000093-000008-00	垫圈 8 Washer 8	6	
16	80DH-740005	接头体 Connector	2	

图 21 液力传动变速箱(1)

Fig. 21 Hydraulic transmission gearbox (1)

全部车型 (除 J L R)

All models of truck(Except J L R)



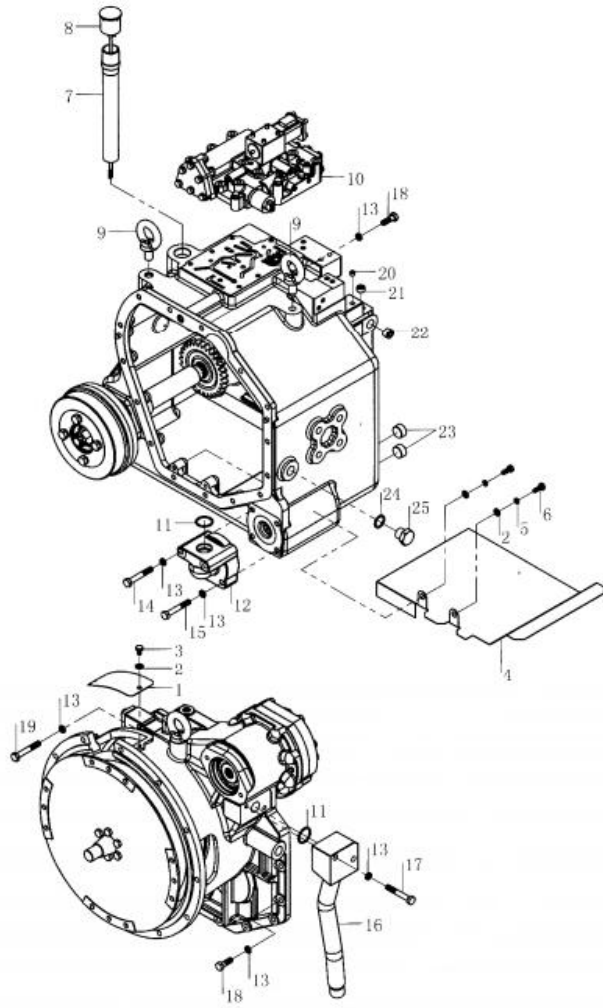
序号 Item	物料码 Code No.	名称 Description	数量 Qty	备注或适用车型 Remarks Or Serial No.
1	YQX100-0042	盖板 Plate	18	
2	GB97.1-85-8	垫圈 8 Washer 8	4	
3	GB5782-86- M8x12	螺栓 M8x12 Bolt M8x12	2	
4	YQX100-0037	挡板 Plate	1	
5	GB93-87-8	弹簧垫圈 8 Washer 8	2	
6	GB5782-86- M8x20	螺栓 M8x20 Bolt M8x20	2	
7	YQX100-0039	加油管 Oil fill pipe	1	
8	YQX100-0400	注油口盖 Cover,oil fill pipe	1	
9	GB825-88-M16	吊环螺钉 M16 Screw M16	2	
10	YQXD100H12-4000	电磁阀总成 DCCT6-00C Solenoid valve assy DCCT6-00C	1	
11	YQX100-0017	O 形密封圈 O-ring	2	
12	YQX100-0016	滤清器盖 Strainer cover	1	
13	GB93-87-10	弹簧垫圈 10 Washer 10	21	
14	GB5785-86- M10x1.25x80	螺栓 M10x1.25x80 Bolt M10x1.25x80	2	
15	GB5785-86- M10x1.25x50	螺栓 M10x1.25x50 Bolt M10x1.25x50	2	

图 21 液力传动变速箱(1)

Fig. 21 Hydraulic transmission gearbox (1)

全部车型 (除 J L R)

All models of truck(Except J L R)



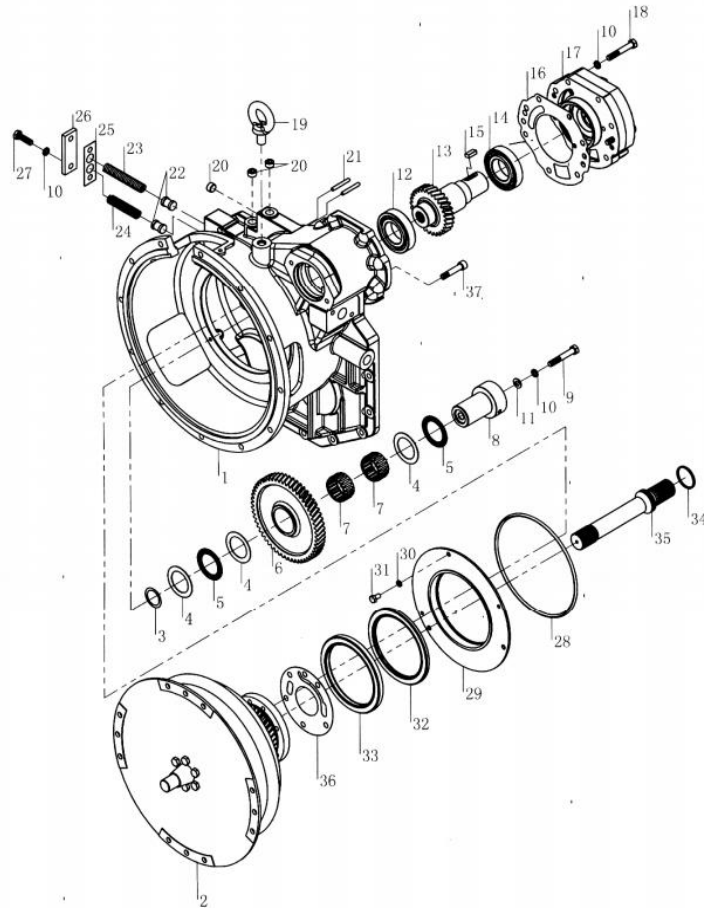
序号 Item	物料码 Code No.	名称 Description	数量 Qty	备注或适用车型 Remarks Or Serial No.
16	YQX100-0500	吸油管总成 Oil suction tube assy	1	
17	GB5785-86- M10x1.25x70	螺栓 M10x1.25x70 Bolt M10x1.25x70	2	
18	GB5785-86- M10x1.25x30	螺栓 M10x1.25x30 Bolt M10x1.25x30	14	
19	GB5785-86- M10x1.25x65	螺栓 M10x1.25x65 Bolt M10x1.25x65	1	
20	YQX100-0024	螺塞 Plug	14	
21	YQX100-0025	螺塞 Plug	1	
22	YQX100-0038	螺塞 Plug	1	
23	YQX100-0019	螺塞 Plug	2	
24	Q20-03-22x28x2	密封垫 22x28x2 Seal washer 22x28x2	1	
25	YQX45-0102	螺塞 Plug	1	

图 22 液力传动变速箱(2)

Fig. 22 Hydraulic transmission gearbox (2)

全部车型 (除 J L R)

All models of truck(Except J L R)



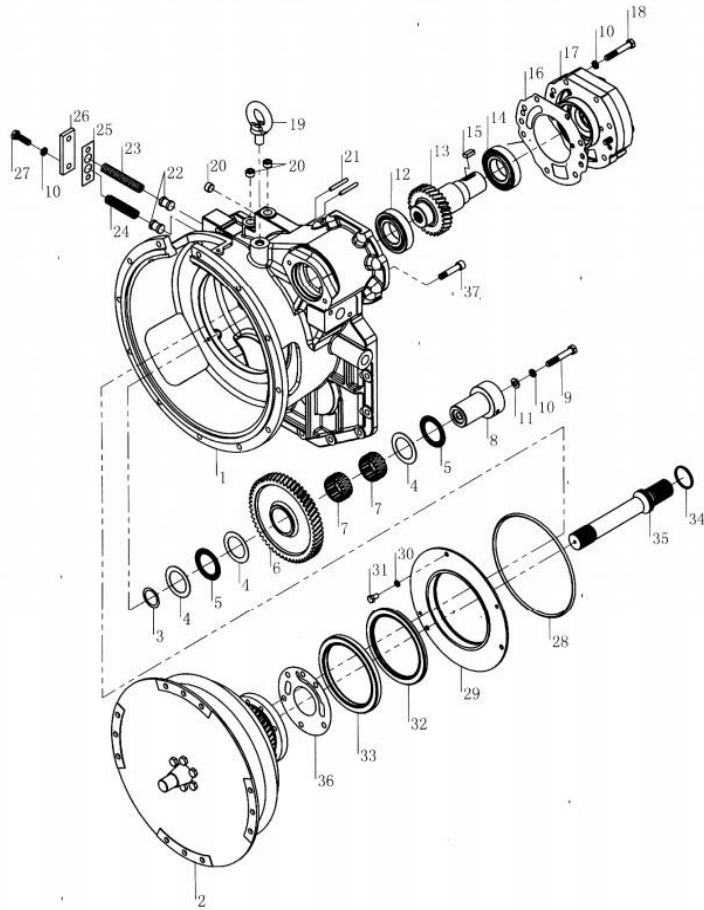
序号 Item	物料码 Code No.	名称 Description	数量 Qty	备注或适用车型 Remarks Or Serial No.
1	YQX100-0010	变矩器壳 Case,tor-con	1	除 D E H I N Q U Except D E H I N Q U
-	YQX100J-0010	变矩器壳 Case,tor-con	1	D E H I N
-	YQX100 II .007	变矩器壳 Case,tor-con	1	Q U
2	YJH315	液力变矩器 Torque-converter	1	除 D E H I N Q U
-	YJH315M	液力变矩器 Torque-converter	1	D E H I N
-	YBQ323 II	液力变矩器 Torque-converter	1	Q U
3	YQX100-0007	调整垫 Adjusting washer	2	
4	GB4605-84- AS456501	止推垫圈 AS456501 Thrust washer AS456501	3	
5	GB4605-84-889109	滚针轴承 889109 Bearing 889109	2	
6	YQX100-0006	惰轮 Idler	1	
7	GB5846-86- K455325	滚针轴承 K455325 Needle roller bearing K455325	2	
8	YQX100-0008	惰轮支架 Idler bracket	1	
9	GB5785-86- M10x1.25x108	螺栓 M10x1.25x108 Bolt M10x1.25x108	1	
10	GB93-87-10	弹簧垫圈 10 Washer 10	10	
11	GB97.1-85-10	垫圈 10 Washer 10	1	

图 22 液力传动变速箱(2)

Fig. 22 Hydraulic transmission gearbox (2)

全部车型 (除 J L R)

All models of truck(Except J L R)



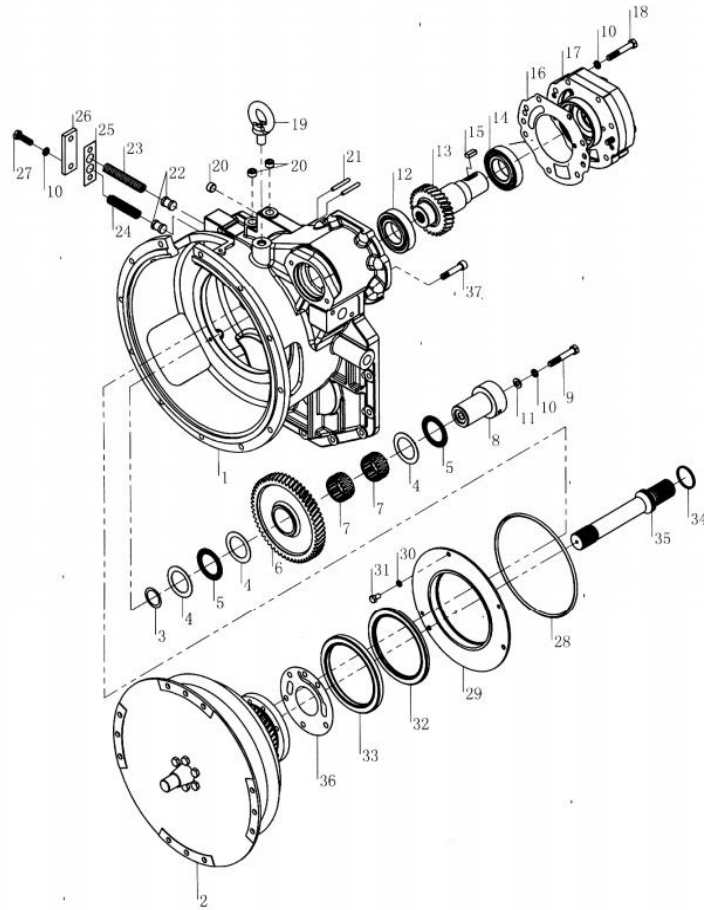
序号 Item	物料码 Code No.	名称 Description	数量 Qty	备注或适用车型 Remarks Or Serial No.
12	GB276-94-6209	深沟球轴承 6209 Deep groove ball bearing 6209	1	
13	YQX100-0005	油泵驱动齿轮 Pump drive gear	1	
14	GB279-94-6209RS	球轴承 6209RS Ball bearing 6209RS	1	
15	YQX100-0003	键 Key	1	
16	YQX100-0004	密封垫 Seal washer	1	
17	YQX100-3000	补油泵总成 Pump assy	1	
18	GB5785-86- M10x1.25x60	螺栓 M10x1.25x60 Bolt M10x1.25x60	7	
19	GB825-88-M16	吊环螺钉 M16 Screw M16	1	
20	YQX100-0025	螺塞 Plug	3	
21	YQX100-0031	销子 Pin	2	
22	YQX100-0026	活塞 Piston	2	
23	YQX100-0029	弹簧 Spring	1	
24	YQX100-0030	弹簧 Spring	1	
25	YQX100-0028	密封垫 Seal washer	1	
26	YQX100-0027	盖 Cover	1	

图 22 液力传动变速箱(2)

Fig. 22 Hydraulic transmission gearbox (2)

全部车型 (除 J L R)

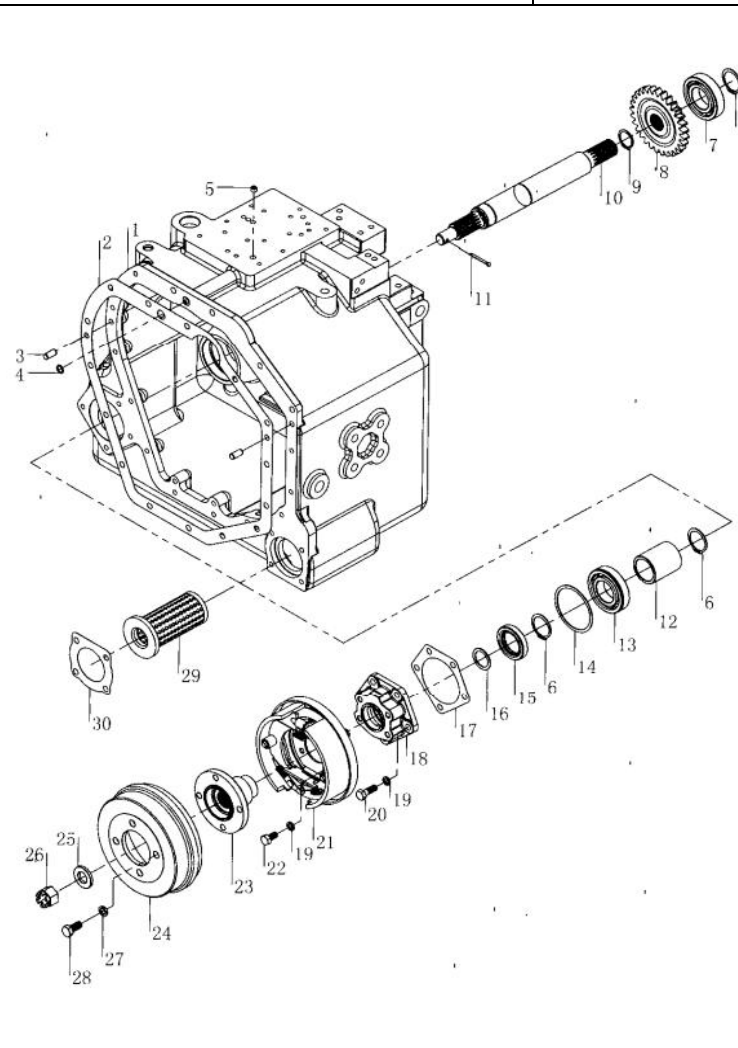
All models of truck(Except J L R)



序号 Item	物料码 Code No.	名称 Description	数量 Qty	备注或适用车型 Remarks Or Serial No.
27	GB5786-86- M10x1.25x35	螺栓 M10x1.25x35 Bolt M10x1.25x35	2	
28	YQX100-0011	O 形密封圈 O-ring	1	
29	YQX100-0009	支撑板 Plate, support	1	
30	GB93-87-8	弹簧垫圈 8 Spring lock washer 8	3	
31	GB5783-86- M8x15	螺栓 M8x15 Bolt M8x15	3	
32	YQX100A-0100	油封 Oil seal	1	
33	YQX100-0100	油封 Oil seal	1	
34	YQX100-0012	密封环 Ring, seal	1	
35	YQX100-0013	涡轮轴 Turbine shaft	1	
36	YQX100-0041	导轮座密封垫 Seal washer	1	
37	GB70-85- M10x50	内六角螺钉 M10x50 Screw M10x50	6	

图 23 变速箱(1)  
Fig23 Gearbox (1)

全部车型 (除 J L R)  
All models of truck(Except J L R)

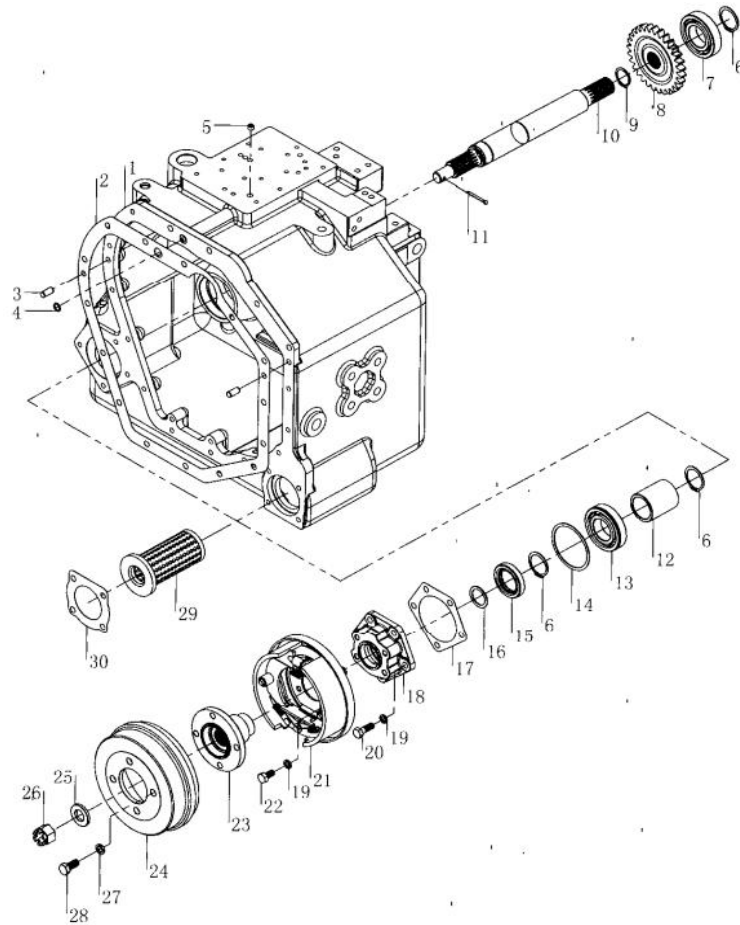


序号 Item	物料码 Code No.	名称 Description	数量 Qty	备注或适用车型 Remarks Or Serial No.
1	YQX100-0036	变速箱壳 Gearbox housing	1	
2	YQX100-0032	密封垫 Seal washer	1	
3	GB119-86- A10x22	圆柱销 A10x22 Parallel pin A10x22	2	
4	YQX100-0002	O形密封圈 O-ring	1	
5	YQX100-4027	阻尼塞 Damped plug	1	
6	GB894.1-86-40	轴用弹性挡圈 40 Snap ring,external 40	3	
7	GB276-94-6208	深沟球轴承 6208 Deep groove ball bearing 6208	1	
8	YQX100-5002	刹车齿轮 Brake gear	1	
9	GB894.1-86-30	轴用弹性挡圈 30 Circlip for shaft 30	1	
10	YQX100-5001	刹车轴 Brake shaft	1	
11	GB91-86-4×36	开口销 4×36 Pin 4×36	1	
12	YQX100-5004	衬套 Spacer	1	
13	GB277-94-6208N	带槽球轴承 6208N Bearing 6208N	1	
14	GB305-89	止动环 Ring,stopper	1	
15	YQX100-5100	骨架油封 Oil seal	1	



图 23 变速箱(1)  
Fig23 Gearbox (1)

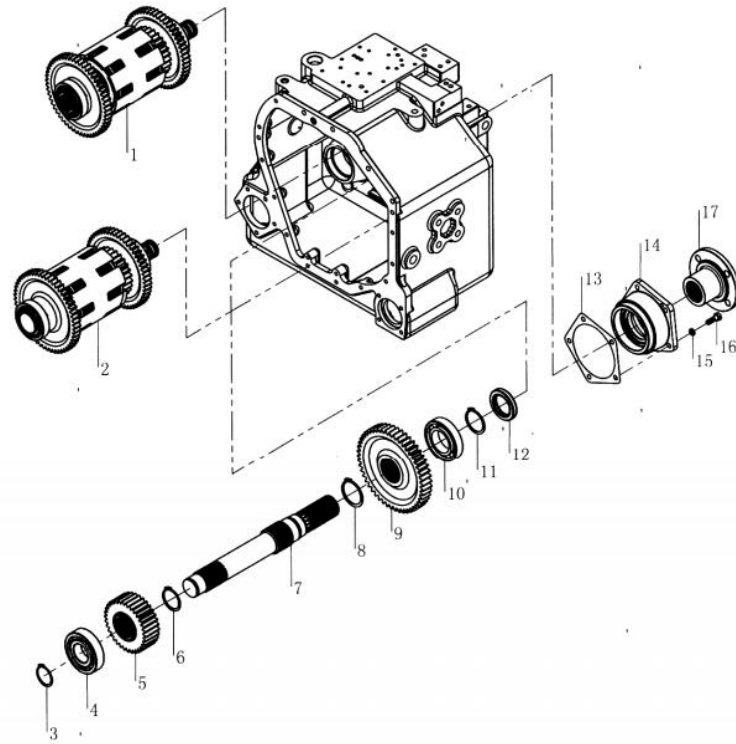
全部车型 (除 J L R)  
All models of truck(Except J L R)



序号 Item	物料码 Code No.	名称 Description	数量 Qty	备注或适用车型 Remarks Or Serial No.
16	YQX100-5008	垫圈 Washer	1	
17	YQX100-0015	密封垫 Seal washer	1	
18	YQX100-5005	轴承盖 Bearing cap	1	
19	GB93-87-10	弹簧垫圈 10 Washer 10	1	
20	GB5785-86- M10x1.25x30	螺栓 M10x1.25x30 Bolt M10x1.25x30	5	
21	YQX100H12-5210	刹车芯组件 Brake assy	1	
22	GB5785-86- M10x1.25x20	螺栓 M10x1.25x20 Bolt M10x1.25x20	4	
23	YQX100-5201	联接法兰 Flange	1	
24	YQX100-5202	刹车鼓 Drum	1	
25	YQX100-5007	隔垫 Nut	1	
26	GB9459-86- M20x1.5	六角开槽螺母 M20x1.5 Nut M20x1.5	1	
27	GB93-87-12	弹簧垫圈 12 Washer 12	4	
28	GB5782-86- M12x25	螺栓 M12x25 Bolt M12x25	4	
29	YQX100-0200	粗滤器 Strainer	1	
30	YQX100-0018	垫子 Gasket	1	

图 24 变速箱(2)  
Fig24 Gearbox (2)

全部车型 (除 J L R)  
All models of truck(Except J L R)

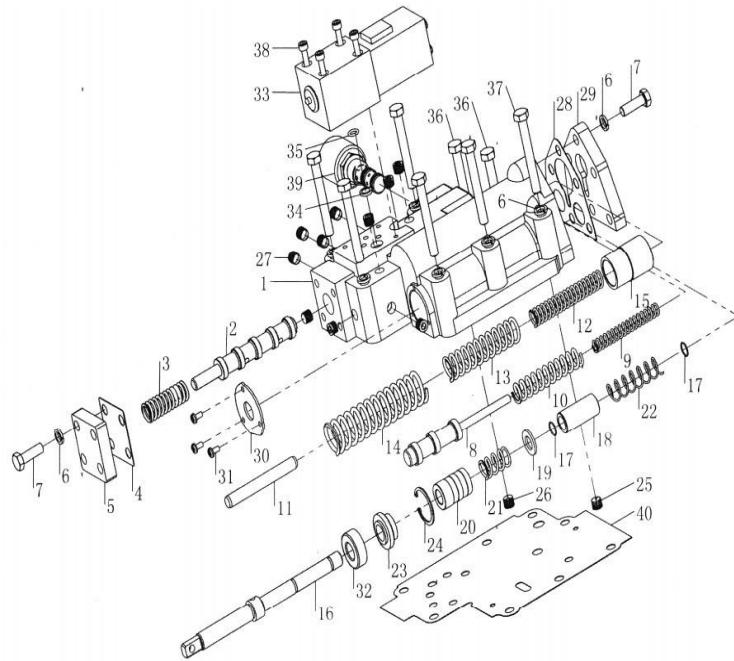


序号 Item	物料码 Code No.	名称 Description	数量 Qty	备注或适用车型 Remarks Or Serial No.
1	YQX100-2000	离合器 F 轴总成 Clutch F axle assy	1	
2	YQX100-1000	离合器 R 轴总成 Clutch R axle assy	1	
3	GB894.1-86-45	轴用弹性挡圈 45 Snap ring,external 45	1	
4	GB276-94-6309	深沟球轴承 6309 Deep groove ball bearing 6309	1	
5	YQX100L4-0014	高速齿轮 High-speed gear	1	
6	GB894.1-86-50	轴用弹性挡圈 50 Snap ring,external 50	1	
7	YQX100-0023	输出轴 Shaft,output	1	
8	GB894.1-86-60	轴用弹性挡圈 60 Snap ring,external 60	1	
9	YQX100L4-0020	低速齿轮 Low-speed gear	1	
10	GB276-94-6211	深沟球轴承 6211 Deep groove ball 6211	1	
11	GB894.1-86-55	轴用弹性挡圈 55 Snap ring,external 55	1	
12	YQX100-0300	油封 Oil seal	1	
13	YQX100-0021	垫子 Gasket	1	
14	YQX100-0022	输出轴盖 End cover	1	
15	GB93-87-10	弹簧垫圈 10 Washer 10	5	



图 25 电液操作阀  
Fig.25 Electro-hydraulic operating valve

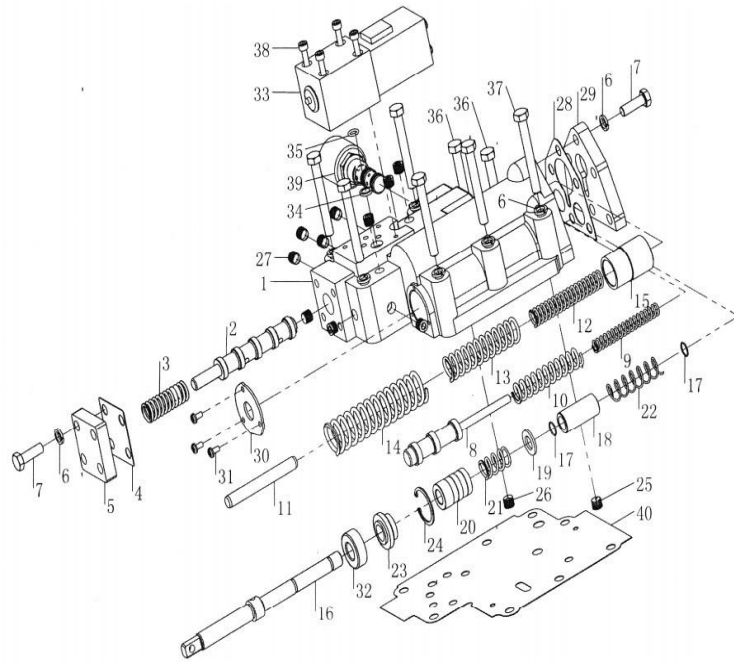
全部车型（除 J L R）仅电换向型用  
All models of truck(Except J L R) Only use for electrical change direction truck.



序号 Item	物料码 Code No.	名称 Description	数量 Qty	备注或适用车型 Remarks Or Serial No.
1	YQXD100C-4101	阀体 Calve body	1	
2	YQXD100C-4106	活塞 II Piston II	1	
3	YQXD100-4107	弹簧 Spring	1	
4	YQXD100C-4105	衬垫 I Gasket I	1	
5	YQXD100C-4104	盖 I Cover I	1	
6	GB93-87-8	垫圈 8 Washer 8	18	
7	GB5783-2000- M8x25	螺栓 M8x25 Bolt M8x25	10	
8	YQX100-4014	微动阀芯 Inching valve core	1	
9	YQX100-4016	弹簧 Spring	1	
10	YQX100-4015	弹簧 Spring	1	
11	GB119.2-2000-10x80	销 10x80 Pin 10x80	1	
12	YQX100-4024	弹簧 Spring	1	
13	YQX100-4026	弹簧 Spring	1	
14	YQX100-4022	弹簧 Spring	1	
15	YQX100-4023	活塞 Piston	1	

图 25 电液操作阀  
Fig.25 Electro-hydraulic operating valve

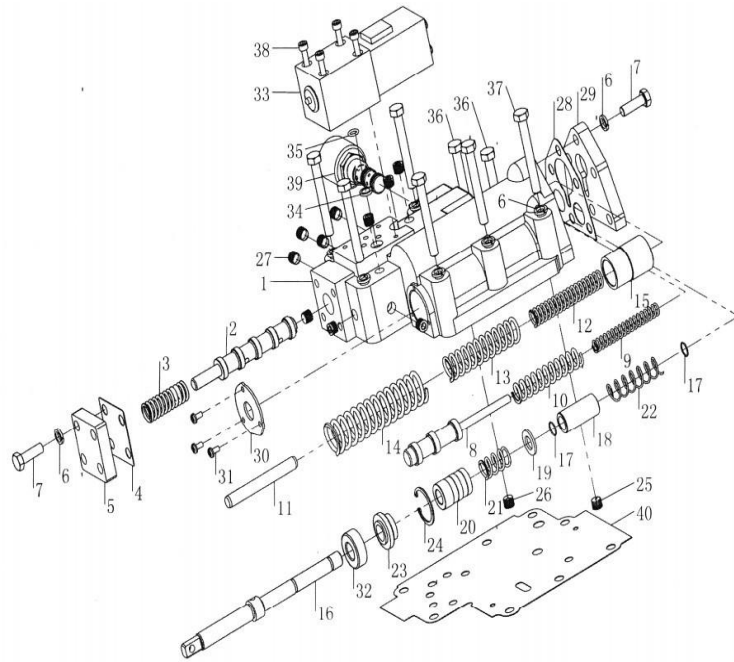
全部车型（除 J L R）仅电换向型用  
All models of truck(Except J L R) Only use for electrical change direction truck.



序号 Item	物料码 Code No.	名称 Description	数量 Qty	备注或适用车型 Remarks Or Serial No.
16	YQX100-4003	微动阀杆 Inching valve rod	1	
17	GB895.2-86-12	挡圈 12 Washer 12	2	
18	YQX100-4004	活塞 Piston	1	
19	YQX100-4005	隔垫 Spacer	1	
20	YQX100-4006	柱塞 Piston	1	
21	YQX100-4007	弹簧 Spring	1	
22	YQXD100C-4118	弹簧 Spring	1	
23	YQX100-4008	垫环 Gasket	1	
24	GB893.1-86-30	挡圈 30 Clip ring 30	1	
25	YQXD100-4115	螺堵 II Screw plug II	1	
26	YQXD100-4114	螺堵 I Screw plug I	1	
27	Q/ZB285-77- ZG1/8	螺堵 (ZG1/8) Screw plug (ZG1/8)	12	
28	YQXD100-4109	衬垫 II Gasket II	1	
29	YQXD100-4108	盖 II Cover II	1	
30	YQXD100-4118	压盖 Gland	1	

图 25 电液操作阀  
Fig.25 Electro-hydraulic operating valve

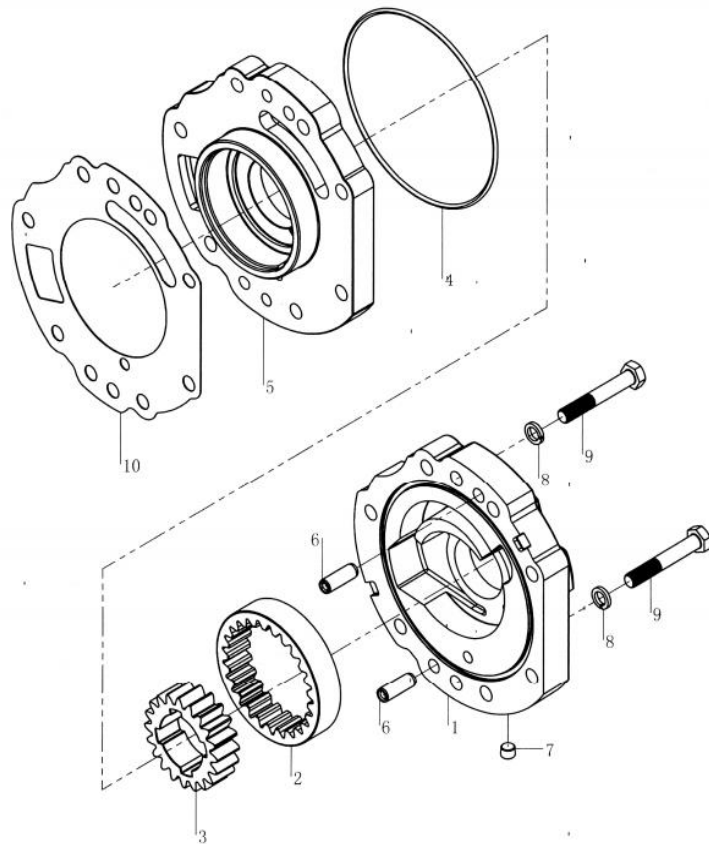
全部车型 (除 J L R) 仅电换向型用  
All models of truck(Except J L R) Only use for electrical change direction truck.



序号 Item	物料码 Code No.	名称 Description	数量 Qty	备注或适用车型 Remarks Or Serial No.
31	GB67-2000- M4×10	螺钉 M4×10 Screw M4×10	3	
32	HG4-692-67- SD14×30×10	油封 SD14×30×10 Seal oil SD14×30×10	1	
33	YQXD100-4200-24V (SWM-G02-D24-30-S006)	电磁换向阀 Electromagnetic shifting valve	1	除 M S Except M S
-	YQXD100-4200-12V (SWM-G02-D12-30-S006)	电磁换向阀 Electromagnetic shifting valve	1	M S
34	YQXD100C-4119	滤网 Filter net	1	
35	GB1235-76-12×2.4	O形密封圈 12×2.4 O-ring 12×2.4	1	
36	GB5782-2000- M8×43	螺栓 M8×43 Bol M8×43	2	
37	GB5782-2000- M8×63	螺栓 M8×63 Bolt M8×63	6	
38	GB70-85- M5×45	螺钉 M5×45 Screw M5×45	4	
39	YQXD100A-4300-24V	SV08-33 电磁档位阀 Electromagnetic gear valve SV08-33	1	除 M S Except M S
-	YQXD100A-4300-12V	SV08-33 电磁档位阀 Electromagnetic gear valve SV08-33	1	M S
40	YQXD100C-4117	衬垫 V Gasket V	1	

图 26 油泵  
Fig.26 Pump

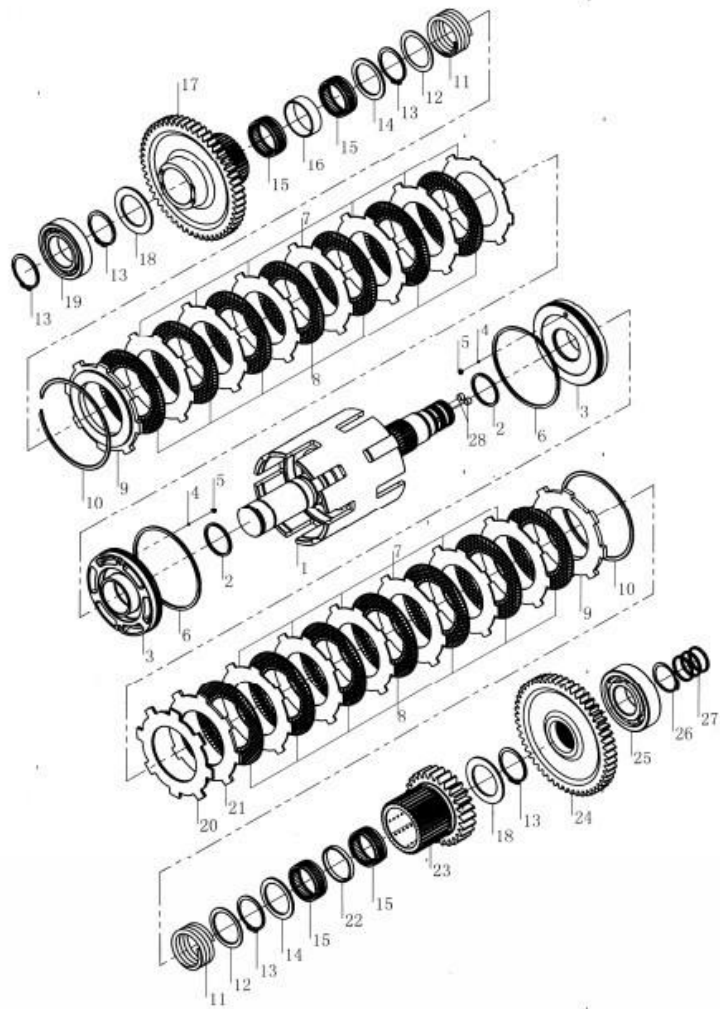
全部车型 (除 J L R)  
All models of truck(Except J L R)



序号 Item	物料码 Code No.	名称 Description	数量 Qty	备注或适用车型 Remarks Or Serial No.
1	YQX100-3004	泵体 Case,pump	1	
2	YQX100-3005	外齿轮 External gear	1	
3	YQX100-3003	内齿轮 Internal gear	1	
4	YQX100-3002	O形密封圈 O-ring	1	
5	YQX100-3001	泵盖 Pump cover	1	
6	GB119-86- B10x22	圆柱销 B10x22 Pin B10x22	2	
7	YQX100-4021	螺塞 Plug	1	
8	G000093-000010-00	弹簧垫圈 10 Spring washer 10	2	
9	G005786-010045-00	螺栓 M10x1.25x45 Bolt M10x1.25x45	2	
10	YQX100-0004	密封垫 Seal washer	1	

图 27 离合器（前进、后退）  
Fig. 27 Clutch(Forward、Reverse)

全部车型（除ⓍⓁⓇ）  
All models of truck(ExceptⓍⓁⓇ)

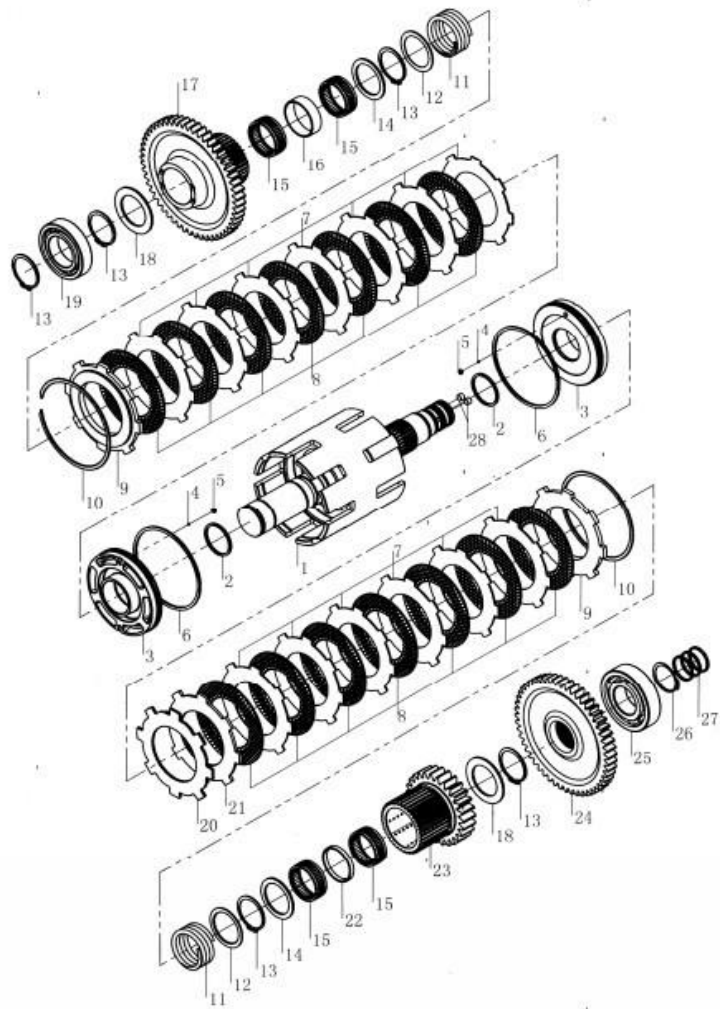


序号 Item	物料码 Code No.	名称 Description	数量 Qty	备注或适用车型 Remarks Or Serial No.
1	YQX100-1100	R 轴总成 Axle assy	1	
-	YQX100-2100	F 轴总成 Axle assy	1	
2	YQX100-1007	密封环 A Ring, Seal A	2	
3	YQX100-1300	活塞 Piston	2	
4	GB308-89-3.1750G200b	3.1750G200b 钢球 Ball 3.1750G200b, steel	2	
5	YQX30-1010	堵头 Plug	2	
6	YQX100-1008	密封环 B Ring, Seal B	2	
7	YQX100-1006	分离片 Separator	13	
8	YQX100-1200	摩擦片 Clutch plate	14	—2014.1.1
-	YQX100-1200	摩擦片 Clutch plate	15	2014.1.1—
9	YQX100-1005	挡板 Retaining plate	2	
10	YQX100-1004	弹性挡圈 Snap ring	2	
11	YQX100-1011	弹簧 Spring	2	
12	YQX100-1012	弹簧座 Spring bracket	2	
13	G0894P1-000050-00	轴用弹性挡圈 50 Snap ring external 50	5	



图 27 离合器（前进、后退）  
Fig. 27 Clutch(Forward、Reverse)

全部车型（除⓵⓴⓶）  
All models of truck(Except⓵⓴⓶)

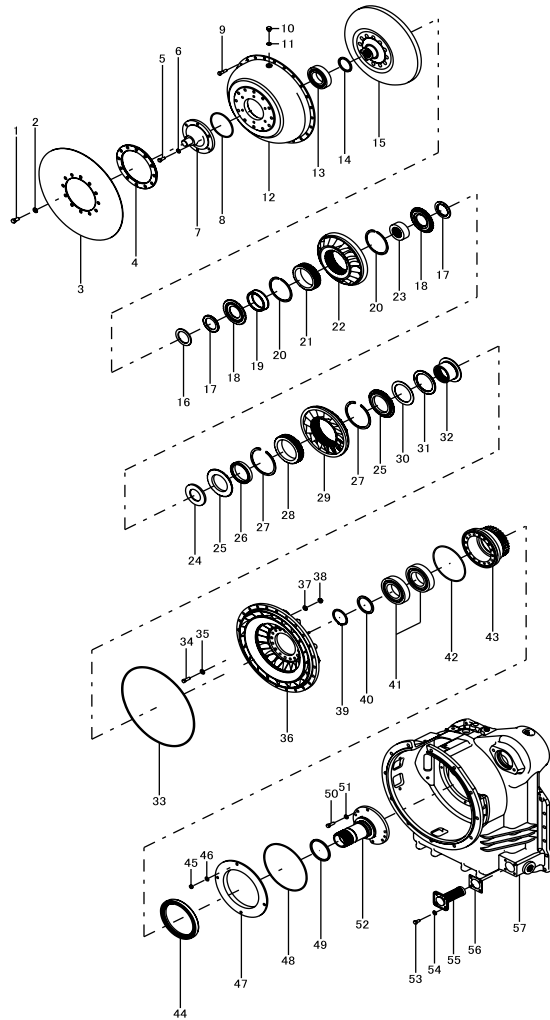


序号 Item	物料码 Code No.	名称 Description	数量 Qty	备注或适用车型 Remarks Or Serial No.
14	YQX100-1013	止推环 A Thrust ring A	2	
15	GB5846-86- K505820	滚针轴承 K505820 Bearing K505820,needle	4	
16	YQX100-1002	隔套 Spacer	1	
17	YQX100-1003	R <sub>2</sub> 齿轮 Gear,R <sub>2</sub>	1	
-	YQX100-2001	前进 II 档齿轮 Gear,F <sub>2</sub>	1	
18	YQX100-1001	止推环 B Thrust ring B	2	
19	GB/T276-94-6210	深沟球轴承 6210 Deep groove ball bearing 6210	1	
20	YQX100-1009	锥形板 Conical plate	1	
21	YQX100-1010	垫板 Shim plate	1	
22	YQX100-1014	隔套 Spacer	1	
23	YQX100L4-1015	离合器 I 档齿轮 Gear,F1	1	
24	YQX100-1016	倒退齿轮 Gear,reverse	1	
25	GT00276-0006309-00	深沟球轴承 Deep groove ball	1	
26	G0894P1-000045-00	轴用弹性挡圈 45 Snap ring 45,external	1	
27	YQX100-1017	密封环 C Ring,Seal C	3	



图 28 冈村变速箱 (1)  
Fig. 28 Okamura transmission(1)

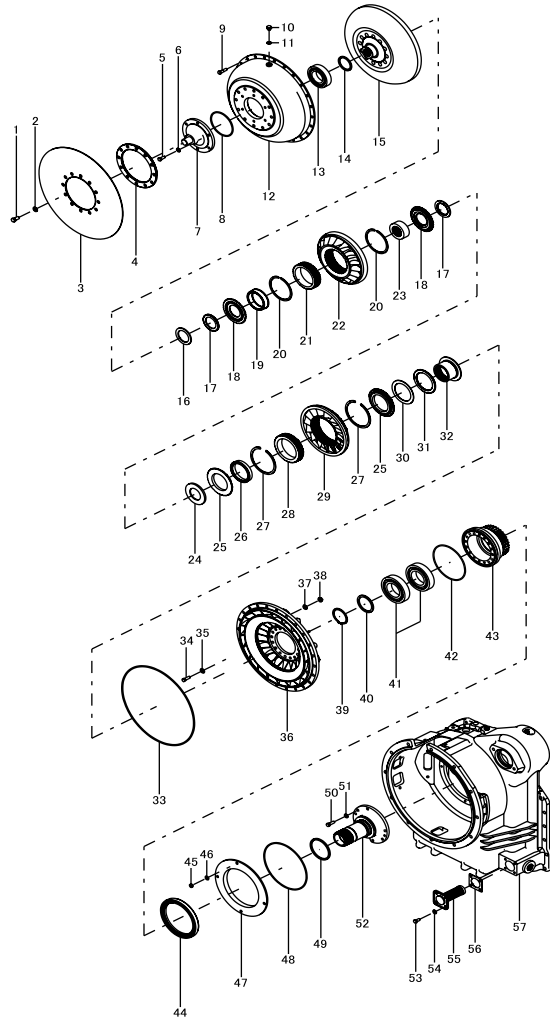
Ⓐ CPCD50/60/70-RW14B Ⓑ CPCD50/60/70-RW38B



序号 Item	物料码 Code No.	名称 Description	数量 Qty	备注或适用车型 Remarks Or Serial No.
1	K61970	螺栓 Bolt	12	
2	C99515	弹簧垫 Washer,spring	12	
3	640247A	动力传动盘 Plate,flexible assy	1	
4	641917A	调整垫圈 Distance,piece	1	
5	C12420	螺栓 Bolt	6	
6	C99514	弹簧垫 Washer,spring	6	
7	641567A	导正筒 Boss,pilot	1	
8	CG1000A	密封圈 O-ring	1	
9	K60466	螺栓 Bolt	24	
10	K60272	螺塞 Plug	2	
11	K60268	垫圈 Washer,seal	2	
12	X52056	泵轮罩 Cover,drive assy	1	
13	C76210	轴承 Bearing	1	
14	R62852	调整垫圈 Washer,thrust	1	
-	R62853	调整垫圈 Washer,thrust	1	

图 28 冈村变速箱 (1)  
Fig. 28 Okamura transmission(1)

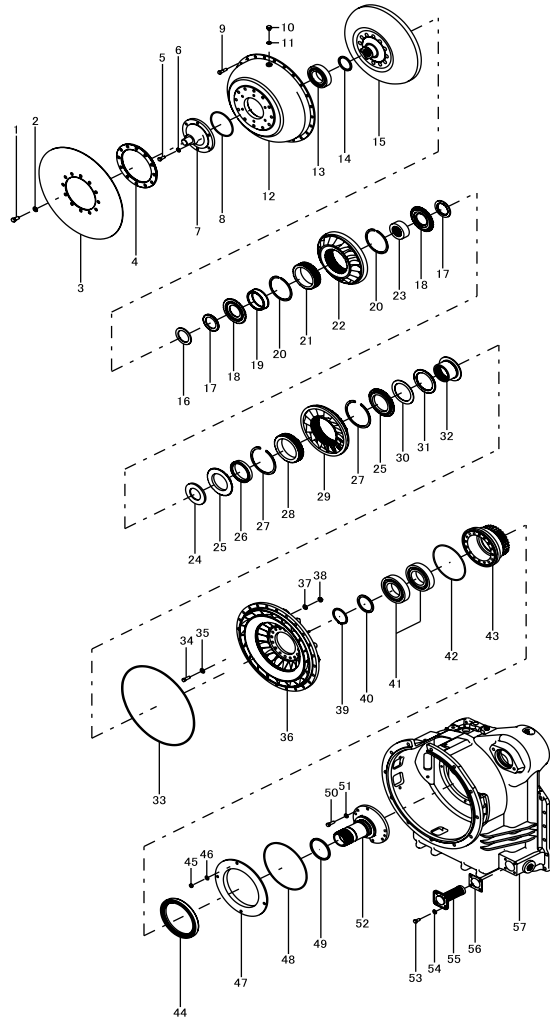
Ⓐ CPCD50/60/70-RW14B Ⓑ CPCD50/60/70-RW38B



序号 Item	物料码 Code No.	名称 Description	数量 Qty	备注或适用车型 Remarks Or Serial No.
-	R62854	调整垫圈 Washer,thrust	1	
15	620131A	涡轮总成 Turbine assy	1	
16	X65529	调整垫圈 Washer,thrust	1	
17	R62771	轴承 Bearing,needle,thrust	1	
18	537714A	垫圈 Washer,thrust	2	
19	R62783	单向轴承 Clutch,oneway	1	
20	K61513	卡簧 Ring,snap	2	
21	537109A	第一导轮 单向轴承外圈 Cam,1st stator	1	
22	637423A	第一导轮 Staor,1st	1	
23	631151A	第一导轮 单向轴承内圈 Hub,1st stator	1	
24	637703A	轴向垫圈 Washer,thrust	1	
25	637704A	轴向垫圈 Washer,thrust	2	
26	R62933	单向轴承 Clutch,oneway	1	
27	K61915A	卡簧 Ring,snap	2	
28	637110A	第二导轮 单向轴承外圈 Cam,2nd stator	1	

图 28 冈村变速箱 (1)  
Fig. 28 Okamura transmission(1)

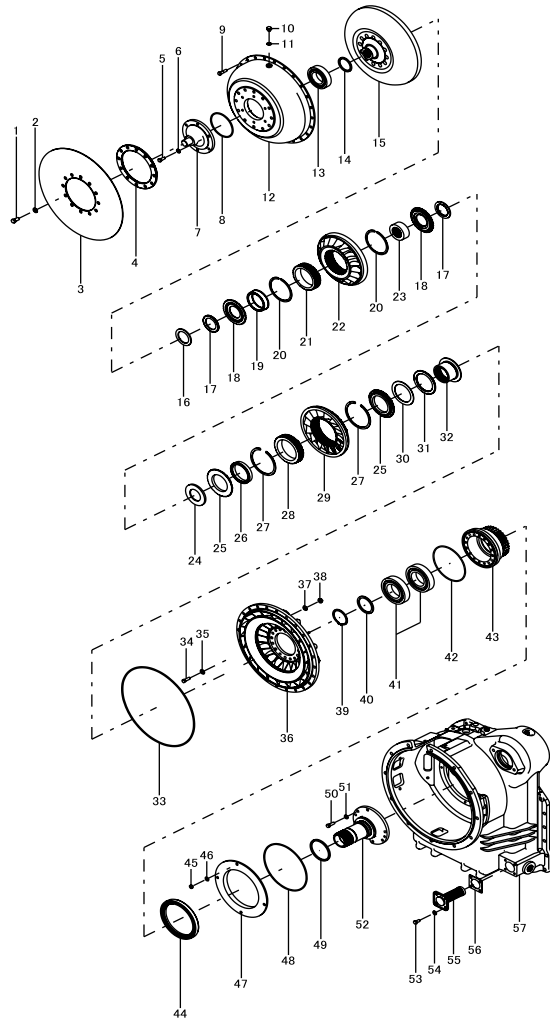
Ⓐ CPCD50/60/70-RW14B Ⓑ CPCD50/60/70-RW38B



序号 Item	物料码 Code No.	名称 Description	数量 Qty	备注或适用车型 Remarks Or Serial No.
29	631211A	第二导轮 Stator,2nd	1	
30	R62820	垫圈 Washer,thrust	1	
31	R62934	轴承 Bearing,needle,thrust	1	
32	637424A	第二导轮, 单向轴承内圈 Hub,2nd stator	1	
33	R62274	密封圈 O-ring	1	
34	C12422	螺栓 Bolt	16	
35	K61894	垫圈 Washer,plain	16	
36	611040A	泵轮 Pump	1	
37	K61894	垫圈 Washer,plain	24	
38	K61901	螺母 Nut	24	
39	C95160	卡簧 Ring,snap	1	
40	R62860	调整垫片 Spacer	1	
41	C76212	轴承 Bearing	2	
42	CG1450A	密封圈 O-ring	1	
43	614041B	泵轮底座 Boss,pump	1	

图 28 冈村变速箱 (1)  
Fig. 28 Okamura transmission(1)

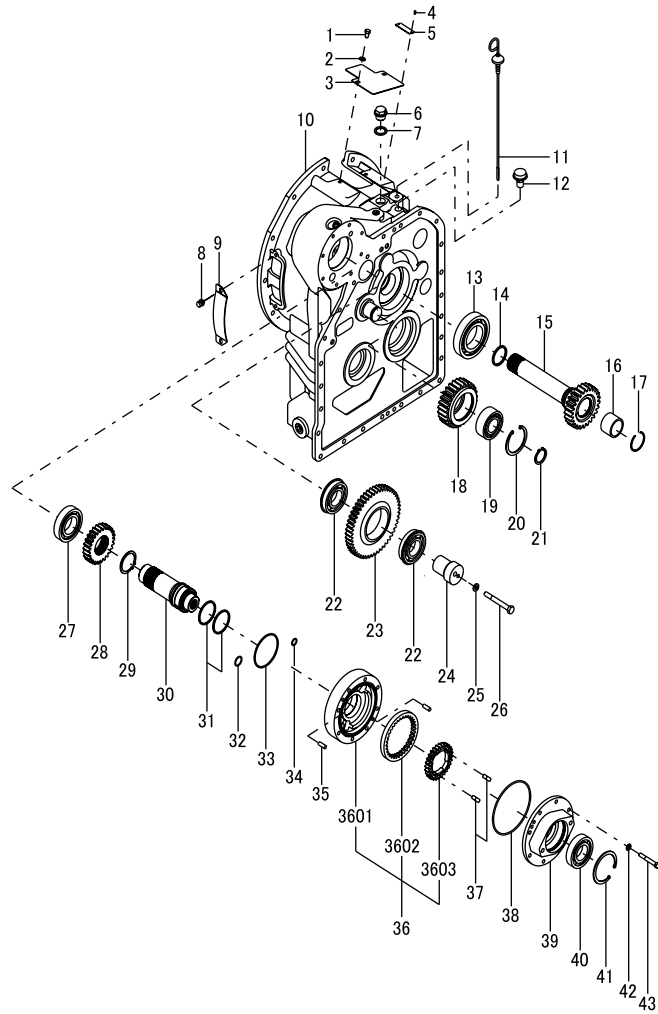
Ⓐ CPCD50/60/70-RW14B Ⓑ CPCD50/60/70-RW38B



序号 Item	物料码 Code No.	名称 Description	数量 Qty	备注或适用车型 Remarks Or Serial No.
44	R62843	油封 Seal,oil	1	
45	C99134	螺母 Nut	4	
46	C99514	弹簧垫片 Washer,spring	4	
47	646204A	油封座 Disl,seal	1	
48	R62935	密封环 O-ring	1	
49	C09090	密封环 O-ring	1	
50	C12425	螺栓 Bolt	6	
51	C99514	弹簧垫 Washer,spring	6	
52	630324A	第二导轮轴 Shaft,2nd stator	1	
53	C12416	螺栓 Bolt	4	
54	C99514	弹簧垫 Washer,spring	4	
55	564102B	滤清器芯 Screen,oil	1	
56	564501B	密封垫 Gasket	1	
57	640421C	变矩器箱体 Case,t/c assy	1	

图 29 冈村变速箱 (2)  
Fig.29 Okamura transmission(2)

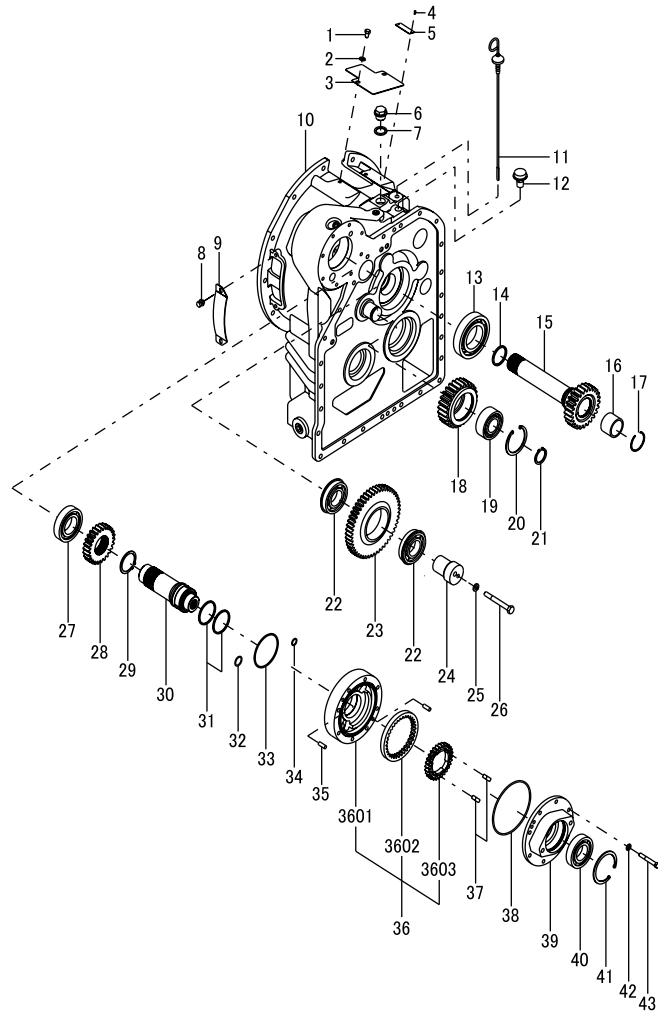
Ⓐ CPCD50/60/70-RW14B Ⓑ CPCD50/60/70-RW38B



序号 Item	物料码 Code No.	名称 Description	数量 Qty	备注或适用车型 Remarks Or Serial No.
1	C12412	螺栓 Bolt	2	
2	C99514	弹簧垫 Washer,spring	2	
3	K61943	防尘盖 Cover,t/c	1	
4	N60014	铆钉 Rivet	2	
5	N60130	铭牌 Plate,name	1	
6	C93824	螺塞 Plug	1	
7	C94624	垫圈 Washer,seal	1	
8	91653-40814	螺栓 Bolt	4	
9	K61883	防尘盖 Cover,t/c a	2	
10	640421B	变矩器箱体 Case, t/c assy	1	
11	R62937B	油尺 Gauge,level	1	
12	R61848	空气阀 Breather,air	1	
13	C76212	轴承 Bearing	1	
14	C09050	密封环 Ring,seal	1	
15	631775B	第一导轮轴 Shaft,1st stator	1	

图 29 冈村变速箱 (2)  
Fig.29 Okamura transmission(2)

Ⓐ CPCD50/60/70-RW14B Ⓑ CPCD50/60/70-RW38B

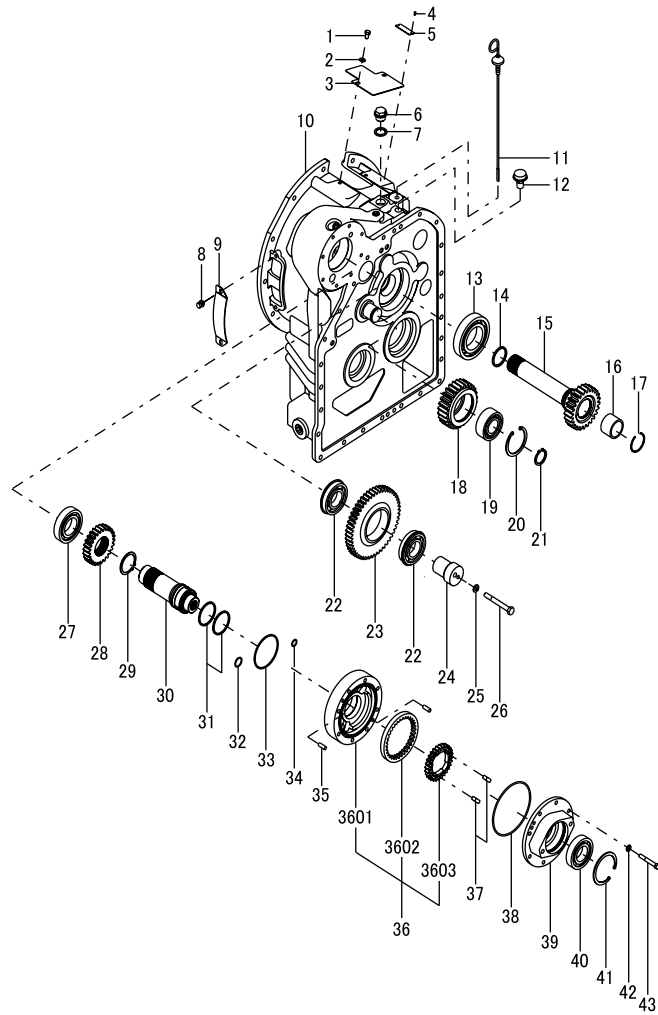


序号 Item	物料码 Code No.	名称 Description	数量 Qty	备注或适用车型 Remarks Or Serial No.
16	R62596	轴承 Bearing,needle	1	
17	K61945	卡簧 Ring,snap	1	
18	684329A	变向齿轮 Gear,idler	1	
19	C75207	轴承 Bearing	1	
20	C95272	卡簧 Ring,snap	1	
21	K61757	卡簧 Ring,snap	1	
22	C76508	轴承 Bearing	2	
23	616314A	齿轮 Gear,idler	1	
24	616412A	轴 Shaft,idler	1	
25	C99515	弹簧垫圈 Washer,spring	1	
26	C12590	螺栓 Bolt	1	
27	C76209	轴承 Bearing	1	
28	616223A	PTO 齿轮 Gear,pto driven	1	
29	C95150	卡簧 Ring,snap	1	
30	645229B	PTO 轴 Shaft,pto	1	



图 29 冈村变速箱 (2)  
Fig.29 Okamura transmission(2)

Ⓐ CPCD50/60/70-RW14B Ⓑ CPCD50/60/70-RW38B

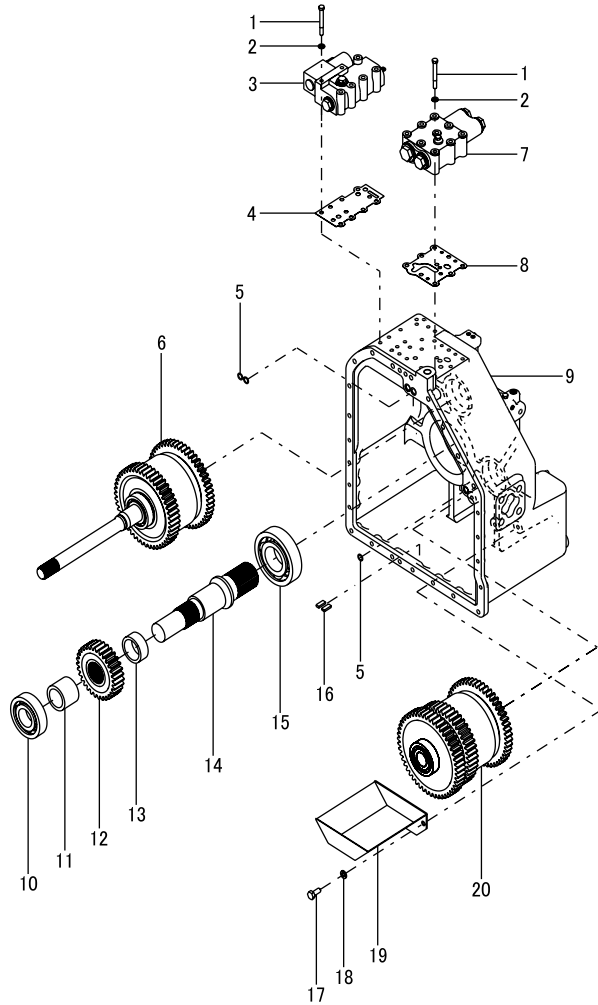


序号 Item	物料码 Code No.	名称 Description	数量 Qty	备注或适用车型 Remarks Or Serial No.
31	C09060	密封环 Ring,seal	2	
32	CP0220F	密封圈 O-ring	1	
33	CG0800A	密封圈 O-ring	1	
34	CP0140A	密封圈 O-ring	1	
35	C54422	销 Pin,paralle	2	
36	630416B	机油泵总成 Case,oilpump assy	1	
3601	*	机油泵 Case,oilpump	1	
3602	*	齿轮 Gear,oilpump driven	1	
3603	*	齿轮 Gear,oilpump driven	1	
37	K61983	键 Key	2	
38	CG1350A	密封圈 O-ring	1	
39	617214A	盖 Cover,pto	1	
40	c76208	轴承 Bearing	1	
41	c95280	卡簧 Ring,snap	1	
42	c99514	弹簧垫 Washer,spring	8	



图 30 冈村变速箱 (3)  
Fig.30 Okamura transmission(3)

Ⓐ CPCD50/60/70-RW14B Ⓑ CPCD50/60/70-RW38B



序号 Item	物料码 Code No.	名称 Description	数量 Qty	备注或适用车型 Remarks Or Serial No.
1	C12470	螺栓 Bolt	16	
2	C99514	弹簧垫 Washer, spring	16	
3	690233C	离合器阀 Valve assy, inching	1	
4	692218A	密封垫 Gasket	1	
5	CP140A1	密封圈 O-ring	3	
6	680817A	离合器总成 Clutch(a) assy	1	
7	690232B	控制阀 Valve assy	1	
8	691037A	密封垫 Gasket	1	
9	680121C	变速箱箱体 Case assy, t/m	1	
10	C76309	轴承 Bearing	1	
11	R62940	垫片 Spacer	1	
12	684757A	输出齿轮 Gear, output	1	
13	R62914	垫片 Spacer	1	
14	682453A	输出轴 Shaft, output	1	
15	C76312	轴承 Bearing	1	



图 31 冈村变速箱 (4)  
Fig. 31 Okamura transmission(4)

Ⓐ CPCD50/60/70-RW14B Ⓑ CPCD50/60/70-RW38B

序号 Item	物料码 Code No.	名称 Description	数量 Qty	备注或适用车型 Remarks Or Serial No.
1	C54520	销 Pin,parallel	2	
2	C90816	吊环 Bolt,eye	1	
3	C90816	吊环 Bolt,eye	1	
4	C12530S	螺栓 Bolt	24	
5	C12555S	螺栓 Bolt	1	
6	688390A	密封垫 Gasket	1	
7	680121A	变速箱体 Case assy,t/m	1	
8	C94624	垫圈 Washer,seal	1	
9	C93824	螺塞 Plug	1	
10	C03802	油封 Oil seal	1	
11	687544B	法兰 Coupling,output	1	
12	K61899	盖 Plate,seal	1	
13	C95625	卡簧 Ring,snap	1	

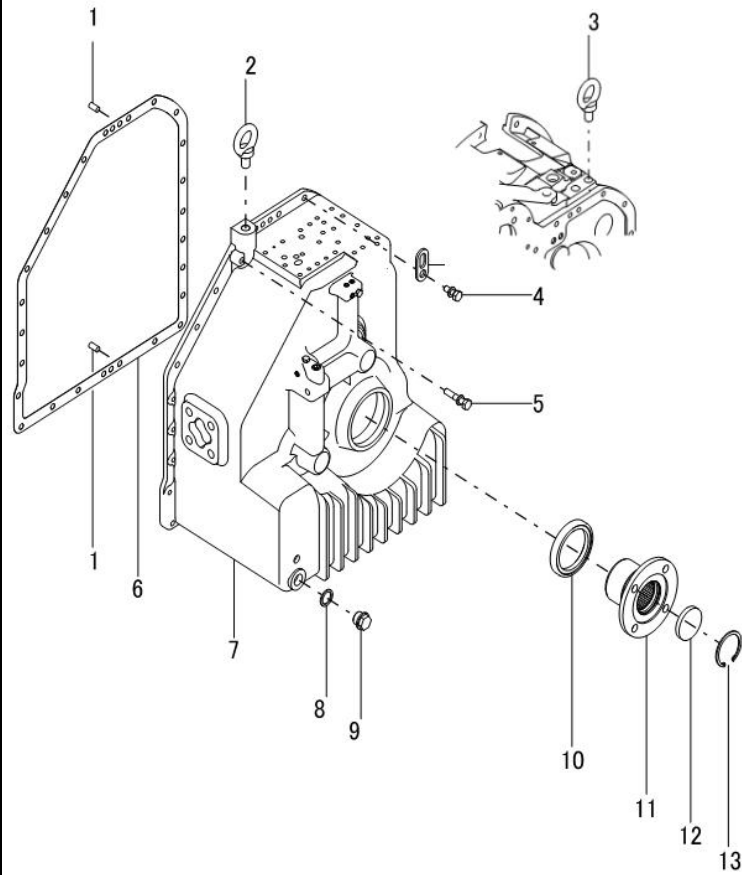
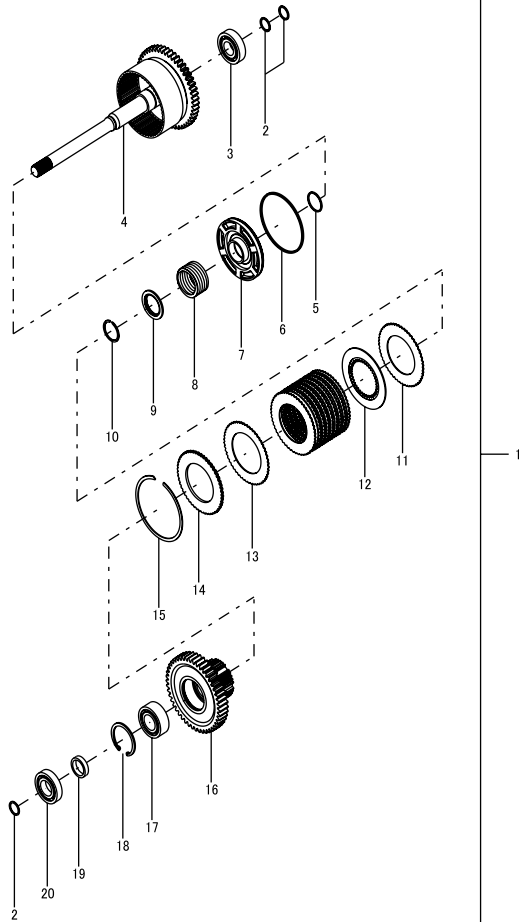


图 32 冈村变速箱 (5)  
Fig. 32 Okamura transmission(5)

Ⓐ CPCD50/60/70-RW14B Ⓑ CPCD50/60/70-RW38B

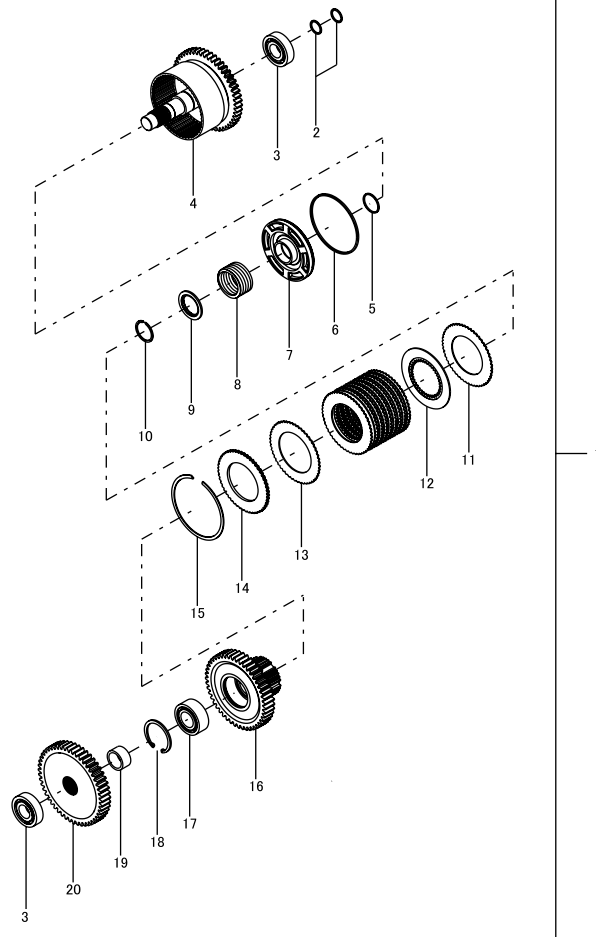


序号 Item	物料码 Code No.	名称 Description	数量 Qty	备注或适用车型 Remarks Or Serial No.
1	680817A	离合器总成 Clutch(a) assy	1	
2	C09035R	密封环 Ring,seal	3	
3	C76307	轴承 Bearing	1	
4	680818A	轴 Shaft	1	
5	R62481	活塞环 Ring,piston	1	
6	R62480	活塞环 Ring,piston	1	
7	583418A	活塞 Piston,clutch	1	
8	583518B	回位弹簧 Spring,return	1	
9	583607A	弹簧座 Retainer,spring	1	
10	K61911	卡簧 Ring,snap	1	
11	583118B	动力传动片 Plate,driven	10	
12	583017A	摩擦片 Plate,clutch	9	
13	583119A	弹性缓冲片 Plate,camber	1	
14	583322A	压力传动片 Plate,pressure	1	
15	K60056A	卡簧 Ring,snap	1	



图 33 冈村变速箱 (6)  
Fig. 33 Okamura transmission(6)

Ⓐ CPCD50/60/70-RW14B Ⓑ CPCD50/60/70-RW38B



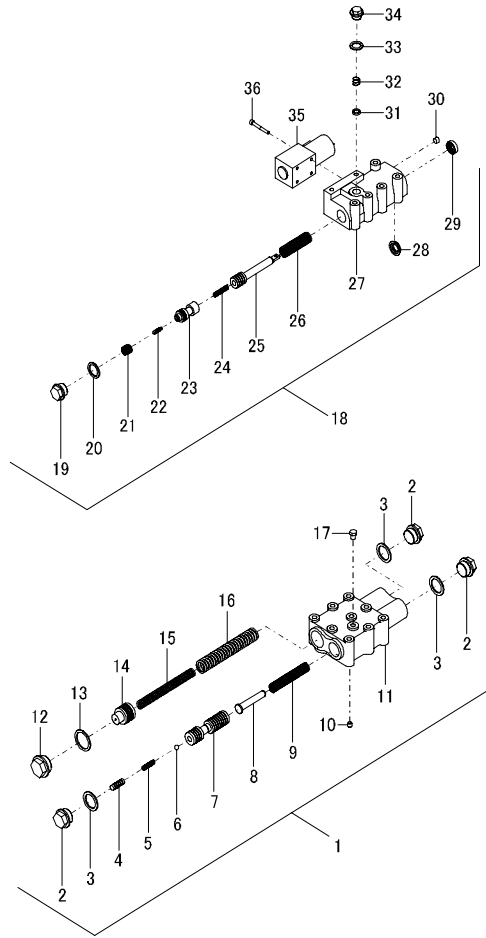
序号 Item	物料码 Code No.	名称 Description	数量 Qty	备注或适用车型 Remarks Or Serial No.
1	680819A	离合器 Clutch(b) assy	1	
2	C09035R	密封环 Ring,seal	2	
3	C76307	轴承 Bearing	2	
4	680820A	—	1	
5	R62481	活塞环 Ring,piston	1	
6	R62480	活塞环 Ring,piston	1	
7	583418A	离合器 Piston,clutch	1	
8	583518B	回位弹簧 Spring,return	1	
9	583607A	弹簧座 Retainer,spring	1	
10	K61911	卡簧 Ring,snap	1	
11	583118B	动力传动片 Plate,driven	10	
12	583017A	摩擦片 Plate,clutch	9	
13	583119A	弹性片 Plate,camber	1	
14	583322A	压力传动片 Plate,pressure	1	
15	K60056A	卡簧 Ring,snap	1	





图 34 油压控制阀  
Fig. 34 Control valve

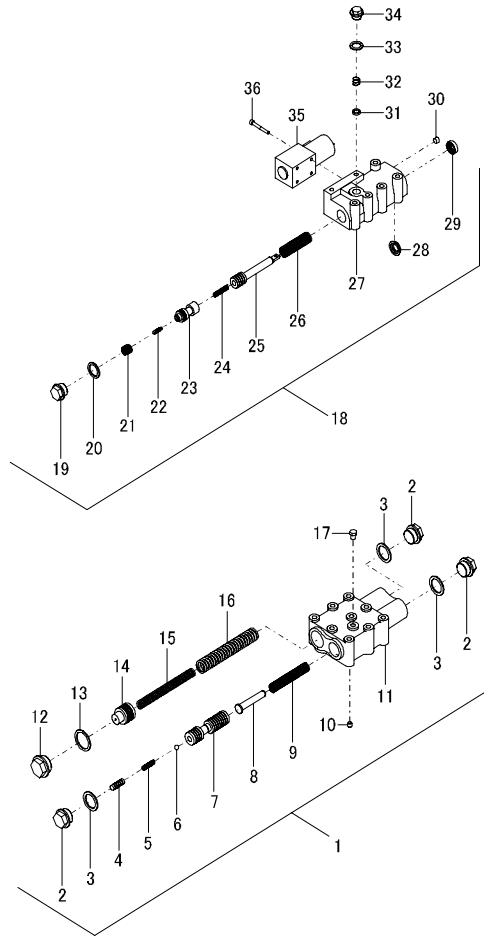
Ⓐ CPCD50/60/70-RW14B Ⓑ CPCD50/60/70-RW38B



序号 Item	物料码 Code No.	名称 Description	数量 Qty	备注或适用车型 Remarks Or Serial No.
1	620232B	控制阀总成 Valve assy	1	
2	C93828	密封环 Washer,seal	3	
3	C94628	螺塞 Plug	3	
4	694218A	螺杆 Slug	1	
5	891441A	弹簧 Spring	1	
6	C97510	铁球 Ball,steel	1	
7	691211A	推进杆 Spool	1	
8	894187A	杆 Rod	1	
9	591424A	弹簧 Spring	1	
10	K69424	螺孔 Orifice	1	
11	691120B	阀体 Body,valve	1	
12	C93833	螺塞 Plug	1	
13	C94633	密封环 Washer,seal	1	
14	893505A	缓冲活塞 Piston,accumulator	1	
15	593604A	弹簧 Spring	1	

图 34 油压控制阀  
Fig. 34 Control valve

Ⓐ CPCD50/60/70-RW14B Ⓑ CPCD50/60/70-RW38B



序号 Item	物料码 Code No.	名称 Description	数量 Qty	备注或适用车型 Remarks Or Serial No.
16	X51893	弹簧 Spring	1	
17	K60912	螺塞 Plug	1	
18	690233C	离合器阀 Valve assy, inching	1	
19	C93824	螺塞 Plug	1	
20	C94624	密封环 Washer, seal	1	
21	692714A	弹簧 Spring	1	
22	694214A	螺杆 Slug	1	
23	692312A	离合器阀 Valve, inching	1	
24	692713A	弹簧 Spring, inching regulator	1	
25	692311A	调节螺杆 Plunger, inching	1	
26	692711A	弹簧 Spring, inching return	1	
27	692030B	阀体 Body, valve	1	
28	691902A	弹簧座 Retainer, spring	1	
29	R62552	油封 Seal, oil	1	
30	N60087	螺塞 Plug	1	



## 第二部分 转向系统

### Part II Steering system

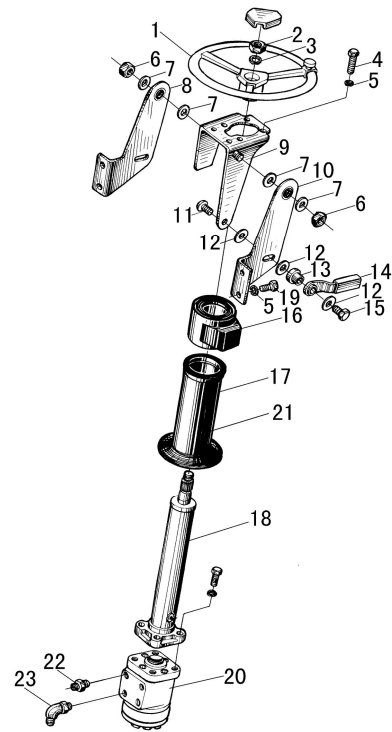
- (A) CPCD50/60/70-RG16    (B) CPCD80/100-RG16    (C) CPCD50/60/70-RW28    (D) CPCD80/100-RW28    (E) CPCD80/100-RG17  
 (F) CPCD50/60/70-RG24    (G) CPCD50/60/70-RW14    (H) CPCD80/100-RW14    (I) CPCD80/100-RG25    (J) CPCD50/60/70-RW19A  
 (K) CPYD50/60/70-RW57    (L) CPCD50/60/70-RW14B    (M) CPYD50/60/70-RW17    (N) CPCD80/100-RG36    (O) CPCD50/60/70-RW38  
 (P) CPCD50/60/70-RG41    (Q) CPCD50/60/70-RW41    (R) CPCD50/60/70-RW38B    (S) CPQYD50/60/70-RW57    (T) CPYD50/60/70-RW24  
 (U) CPCD80/100-RW41    (V) CPCD50/60/70-RG16-J

序号 Item	名称 Description	适用车型 Serial No.	页码 Page
图 1 Fig. 1	转向装置 Steering device	全部车型 All models of truck	2-1
图 2 Fig. 2	转向管装置 Steering pipe device	全部车型 All models of truck	2-3
图 3 Fig. 3	转向桥 Steering axle	5t-7t	2-4
图 4 Fig. 4	转向桥 Steering axle	8t-10t	2-7
图 5 Fig. 5	转向油缸 Steering cylinder	5t-7t	2-10
图 6 Fig. 6	转向油缸 Steering cylinder	8t-10t	2-11



图 1 转向装置  
Fig. 1 Steering device

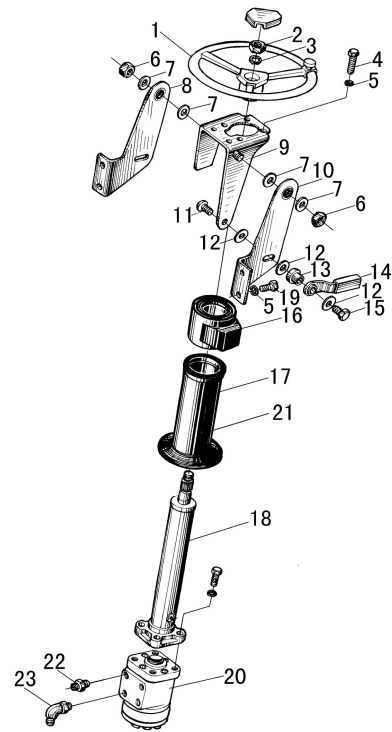
全部车型  
All models of truck



序号 Item	物料码 Code No.	名称 Description	数量 Qty	备注或适用车型 Remarks Or Serial No.
1	N163-211000-000	方向盘总成 Steering wheel assy	1	
2	G006173-000016-01	螺母 M16×1.5 Nut M16×1.5	1	
3	G000093-000016-00	垫圈 16 Washer 16	1	
4	G005783-010035-00	螺栓 M10×35 Bolt M10×35	4	
5	G000093-000010-00	垫圈 10 Washer 10	8	
6	G006171-000010-00	螺母 M10×1.25 Nut M10×1.25	2	
7	N163-213001-000	垫圈 Washer	4	
8	N163-213300-000	右立板总成 Right clamp assy	1	
9	N163-213200-000	支架体 Bracket	1	
10	R450-211100-000	左立板总成 Left clamp assy	1	
11	N163-210006-000	夹紧螺栓 Bolt	1	
12	N163-210004-000	垫圈 Washer	3	
13	N163-210005-000	夹紧套 Sleeve	1	
14	N163-215000-001	夹紧手柄 Handle	1	
15	N163-210003-000	螺栓 Bolt	1	

图 1 转向装置  
Fig. 1 Steering device

全部车型  
All models of truck

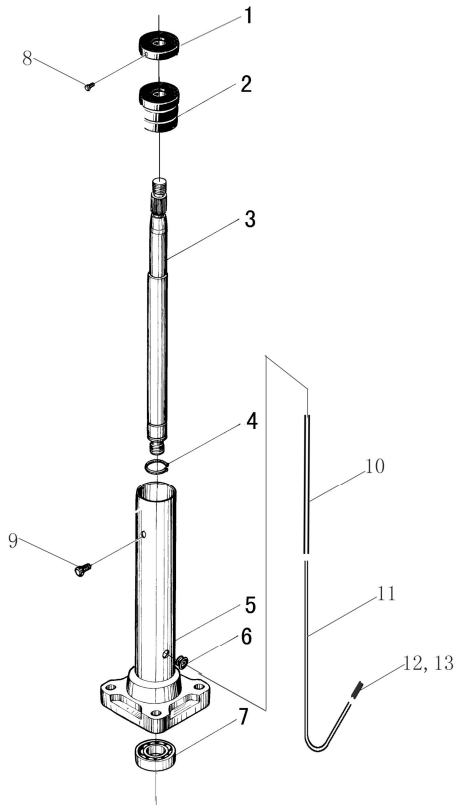


序号 Item	物料码 Code No.	名称 Description	数量 Qty	备注或适用车型 Remarks Or Serial No.
16	N163-210001-000	转向管套 Sleeve	1	用于机械换向 For machinery commutation
17	N163-210002-000	转向管套 Sleeve	1	用于机械换向 For machinery commutation
18	N163-212000-001	转向管装置 Steering pipe device	1	
19	G005786-010020-00	螺栓 M10×1.25×20 Bolt M10×1.25×20	4	
20	GR501-211000-000	全液压转向器 Hydraulic steering gear	1	5t-7t
-	GR1001-211000-000	全液压转向器 Hydraulic steering gear	1	8t-10t
21	N163-210007-000	转向管套 Sleeve	1	用于电换向 For electronic commutation
22	N163-214000-000	管接头 Pipe connector	2	
23	N163-216000-000	管接头 Pipe connector	2	



**图 2 转向管装置**  
**Fig.2 Steering pipe device**

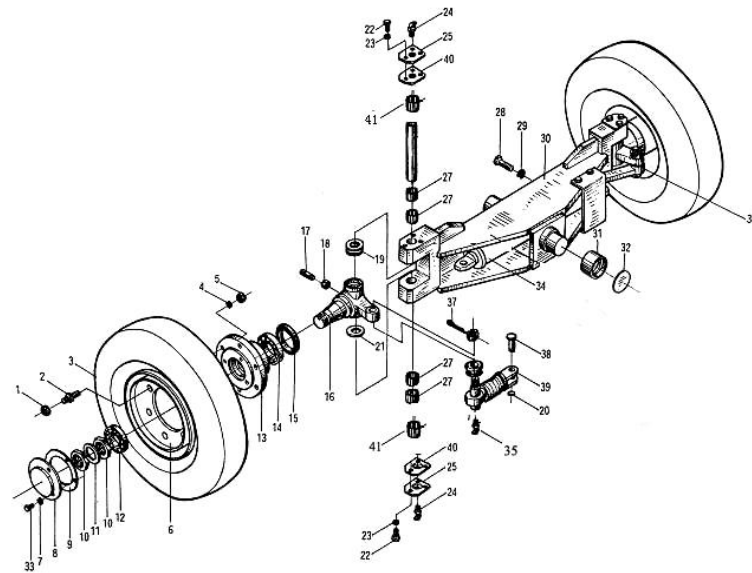
全部车型  
All models of truck



序号 Item	物料码 Code No.	名称 Description	数量 Qty	备注或适用车型 Remarks Or Serial No.
1	50W-42300A	导电圈 Conductive cover	1	
2	N163-212006-000	绝缘套 Sleeve	1	
3	N163-212005-000	转向轴 Steering shaft	2	
4	G0894P1-000020-000	挡圈 20 Snap ring 20	1	
5	N163-212300-000	转向管总成 Steering pipe assy	1	
6	50W-423005A	护套 Sleeve	1	
7	GT00276-0061904-00	轴承 61904 Bearing 61904	1	
8	G000071-003008-00	螺钉 M3×8 Screw M3×8	2	
9	G000073-005008-00	螺钉 M5×8 Screw M5×8	2	
10	N163-212007-W00	玻璃丝套管 Sleeve	1	
11	B0001014	导线 QFR1×1.0 黑 Line QFR1×1.0 black	1	
12	DJ3011A-4-11-G00	单线圆柱复合插头 Plug	1	
13	DJ211-4B-G00	圆柱形插头 Cannon plug	1	

图3 转向桥  
Fig.3 Steering axle

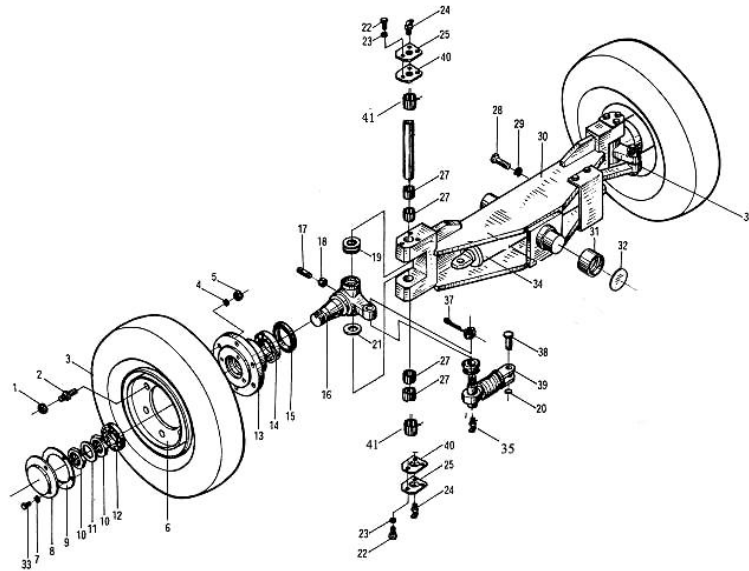
5-7 吨  
5t-7t



序号 Item	物料码 Code No.	名称 Description	数量 Qty	备注或适用车型 Remarks Or Serial No.
1	50CDA-410010	轮胎螺母 Nut,tyre	12	
2	50CDA-410009	轮胎螺栓 Bolt ,tyre	12	
3	GT02982-008251514-00	轮胎 825-15-14PR Steering tyre 825-15-14PR	2	
4	G000093-000020-00	垫圈 20 Washer 20	12	
5	G006171-000020-03	螺母 M20x2 Nut M20x2	12	
6	50CDA-416100-000	轮辐与轮辋装置 Wheel hub	2	
7	G000093-000008-00	垫圈 8 Washer 8	6	
8	50CDA-410013	端盖 End cover	2	
9	50CDA-410015	纸垫 Gasket	2	
10	50CDA-410012	螺母 Nut	4	
11	50CDA-410014	止退垫圈 Snap washer	2	
12	GT00297-0007512-01	轴承 7512E Bearing 7512E	2	
13	50CDA-410011	轮毂 Hub	2	
14	GT00297-0007514-01	轴承 7514E Bearing 7514E	2	
15	HG40692-095013012-01	油封 SD95x130x12 Oil seal SD95x130x12	2	

图3 转向桥  
Fig.3 Steering axle

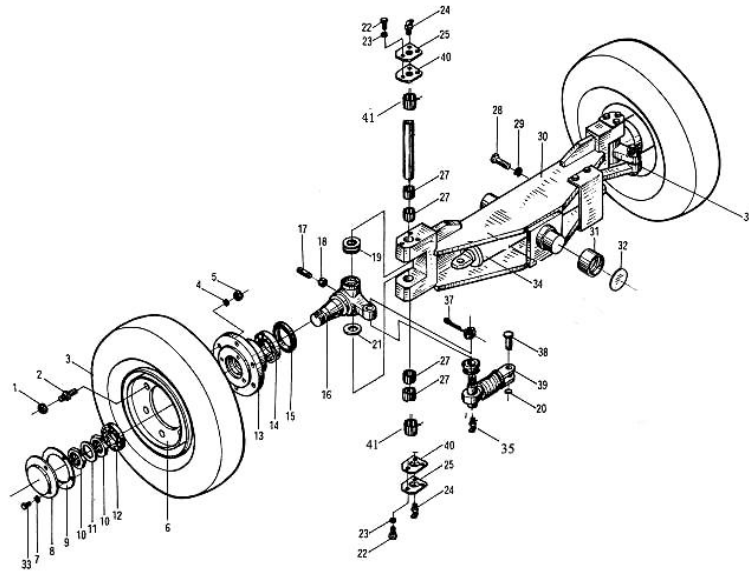
5-7 吨  
5t-7t



序号 Item	物料码 Code No.	名称 Description	数量 Qty	备注或适用车型 Remarks Or Serial No.
16	50W-413000	左转向节 Left steering knuckle	1	
17	50W-410009	固定螺钉 Screw	2	
18	G006171-000014-02	螺母 M14×1.5 Nut M14×1.5	2	
19	GT00301-0051208-00	轴承 51208 Bearing 51208	2	
20	G0894P1-000020-00	挡圈 20 Snap ring 20	2	
21	50W-410008	调整垫片 Adjust shim	2	
22	G005781-006012-00	螺栓 M6×12 Bolt M6×12	12	
23	G000093-000006-00	垫圈 6 Washer 6	12	
24	G001153-010001-00	油杯 45° M10×1 Grease cup 45° M10×1	6	
25	50W-410001B	盖板 Cover plate	4	
26	50W-410006A	主销 Pin	2	
27	JT07918-0405033-00	轴承 K405033 Bearing K405033	8	
28	G005786-022050-01	螺栓 M22×1.5×50 Bolt M22×1.5×50	4	
29	G000093-000022-00	垫圈 22 Washer 22	4	
30	50W-412000A	转向桥体 Steering axle body	1	

图3 转向桥  
Fig.3 Steering axle

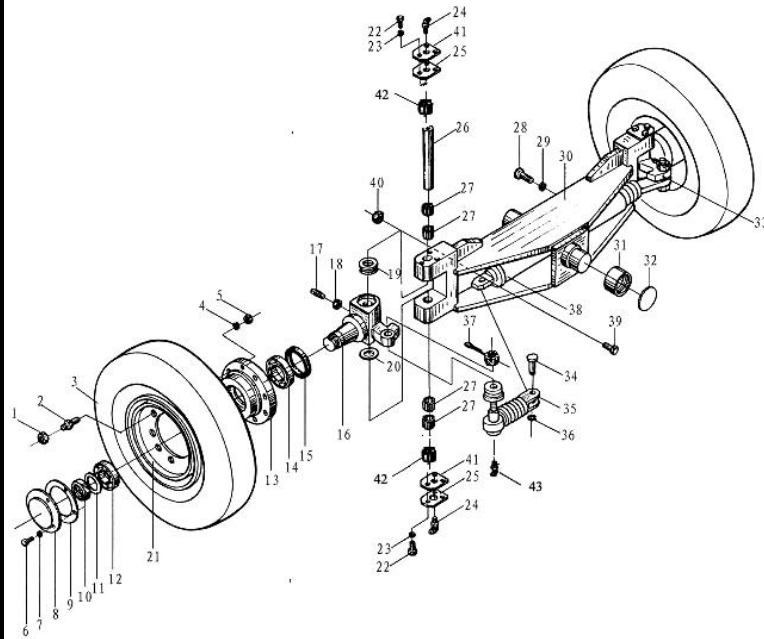
5-7 吨  
5t-7t



序号 Item	物料码 Code No.	名称 Description	数量 Qty	备注或适用车型 Remarks Or Serial No.
31	50W-410010	衬套 Bushing	2	
32	50W-410011	调整垫片 Adjust shim	2	
33	G005781-008016-00	螺栓 M8×16 Bolt M8×16	6	
34	50W-411000	转向油缸 Steering cylinder	1	
35	Q701B90-NPT1/16-G00	油杯 Grease cup	2	
36	50W-414000	右转向节 Right steering knuckle	1	
37	G000091-005040-00	销 5×40 Pin 5×40	2	
38	50W-410003	销轴 Pin shaft	2	
39	GR501-221000-000	拉杆装置 Pull-road assy	2	
40	50W-410012A	衬垫 Gasket	4	
41	50W-410013	钢套 Sleeve	4	

图 4 转向桥  
Fig.4 Steering axle

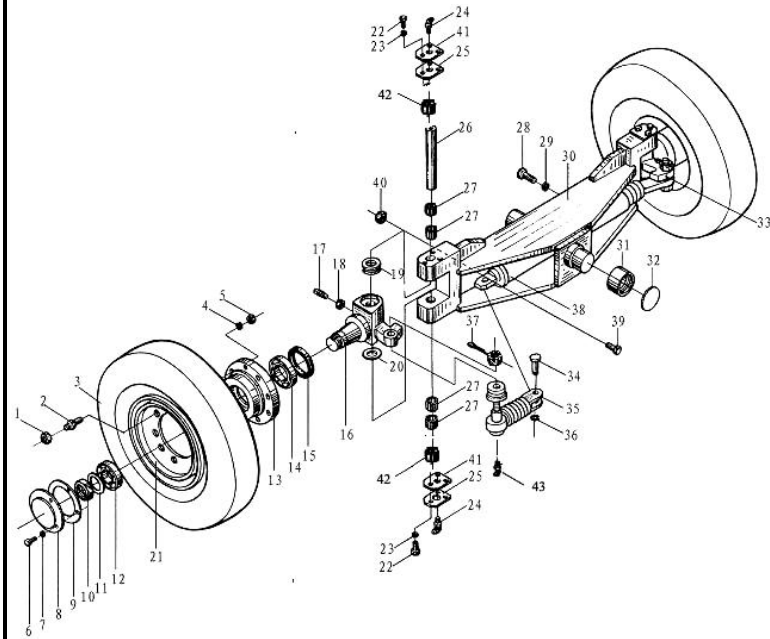
8-10 吨  
8t-10t



序号 Item	物料码 Code No.	名称 Description	数量 Qty	备注或适用车型 Remarks Or Serial No.
1	50CDA-410010	轮胎螺母 Nut tyre	16	
2	50CDA-410009	轮胎螺栓 Bolt tyre	16	
3	GT02982-000092014-00	轮胎 9.00-20-14PR Steering tyre 9.00-20-14PR	2	
4	G000093-000020-00	垫圈 20 Washer 20	16	
5	G006171-000020-03	螺母 M20x2 Nut M20x2	16	
6	G005783-008016-00	螺栓 M8x16 Bolt M8x16	6	
7	G000093-000008-00	垫圈 8 Washer 8	6	
8	50CDA-410013	端盖 End cover	2	
9	50CDA-410015	纸垫 Gasket	2	
10	50CDA-410012	螺母 Nut	4	
11	50CDA-410014	止退垫圈 Snap washer	2	
12	GT00297-0007512-01	轴承 7512E Bearing 7512E	2	
13	80DH-410003	轮毂 Hub	2	
14	GT00297-0007515-01	轴承 7515E Bearing 7515E	2	
15	HG40692-100014012-01	油封 SD100x140x12 Oil seal SD100x140x12	2	

图 4 转向桥  
Fig.4 Steering axle

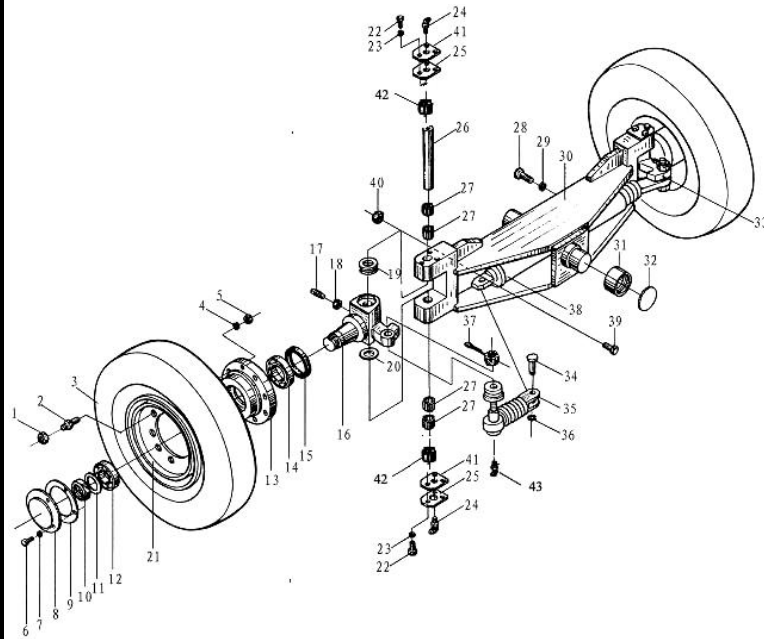
8-10 吨  
8t-10t



序号 Item	物料码 Code No.	名称 Description	数量 Qty	备注或适用车型 Remarks Or Serial No.
16	80DH-413000	左转向节 Left steering knuckle	1	
17	50W-410009	固定螺钉 Screw	2	
18	G006171-000014-02	螺母 M14×1.5 Nut M14×1.5	2	
19	GT00301-0051209-00	轴承 51209 Bearing 51209	2	
20	80DH-410004	调整垫片 Adjust shim	2	
21	80DH-415001	后轮辋 Rear wheel rim	2	
22	G005783-006012-00	螺栓 M6×12 Bolt M6×12	12	
23	G000093-000006-00	垫圈 6 Washer 6	12	
24	G001153-010001-00	油杯 45° M10×1 Grease cup 45° M10×1	6	
25	80DH-410006A	衬垫 Gasket	4	
26	80DH-410002A	主销 Pin	2	
27	JT07918-0455538-00	轴承 K455538 Bearing K455538	8	
28	G005786-022060-01	螺栓 M22×1.5×60 Bolt M22×1.5×60	4	
29	G000093-000022-00	垫圈 22 Washer 22	4	
30	80DH-412000A	转向桥体 Steering axle body	1	

图 4 转向桥  
Fig.4 Steering axle

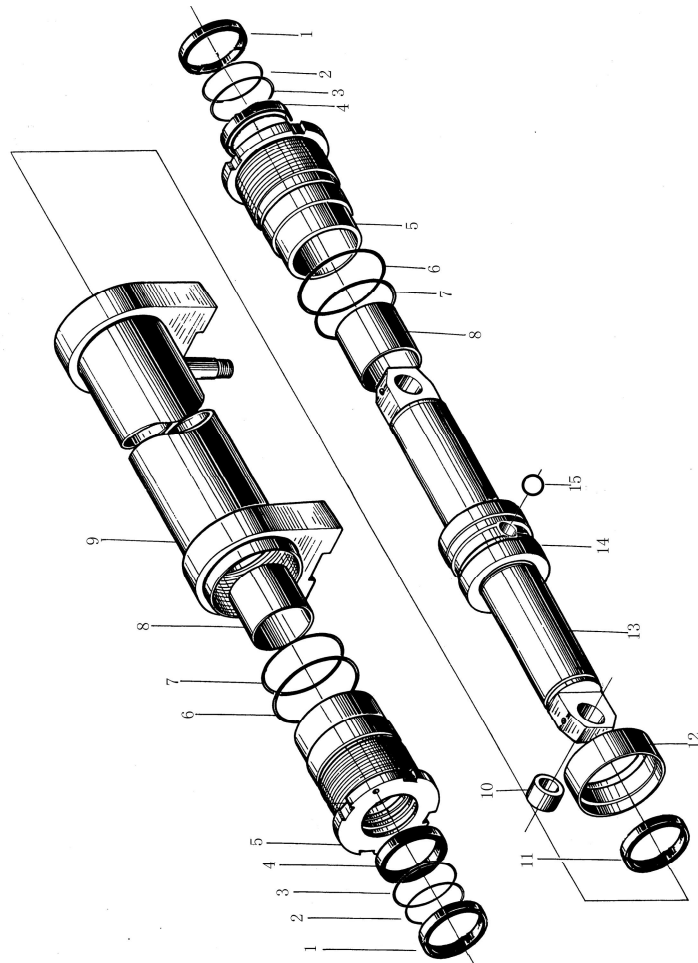
8-10 吨  
8t-10t



序号 Item	物料码 Code No.	名称 Description	数量 Qty	备注或适用车型 Remarks Or Serial No.
31	50W-410010	衬套 Bushing	2	
32	50W-410011	调整垫片 Adjust shim	2	
33	80DH-414000	右转向节 Right steering knuckle	1	
34	80DH-410005	销轴 Pin shaft	2	
35	GR501-221000-000	拉杆装置 Pull-rod assy	2	
36	G0894P1-000020-00	挡圈 20 Snap ring 20	2	
37	G000091-005040-00	销 5×40 Pin 5×40	2	
38	80DH-411000	转向油缸 Steering cylinder	1	
39	G005783-016070-00	螺栓 M16×70 Bolt M16×70	2	
40	G006170-000016-00	螺母 M16 Nut M16	2	
41	80DH-410001B	盖板 Cover plate	4	
42	80DH-410007	钢套 Sleeve	4	
43	Q701B90-NPT1/16-G00	油杯 Oil cup	2	

图5 转向油缸  
Fig.5 Steering cylinder

5-7 吨  
5t-7t

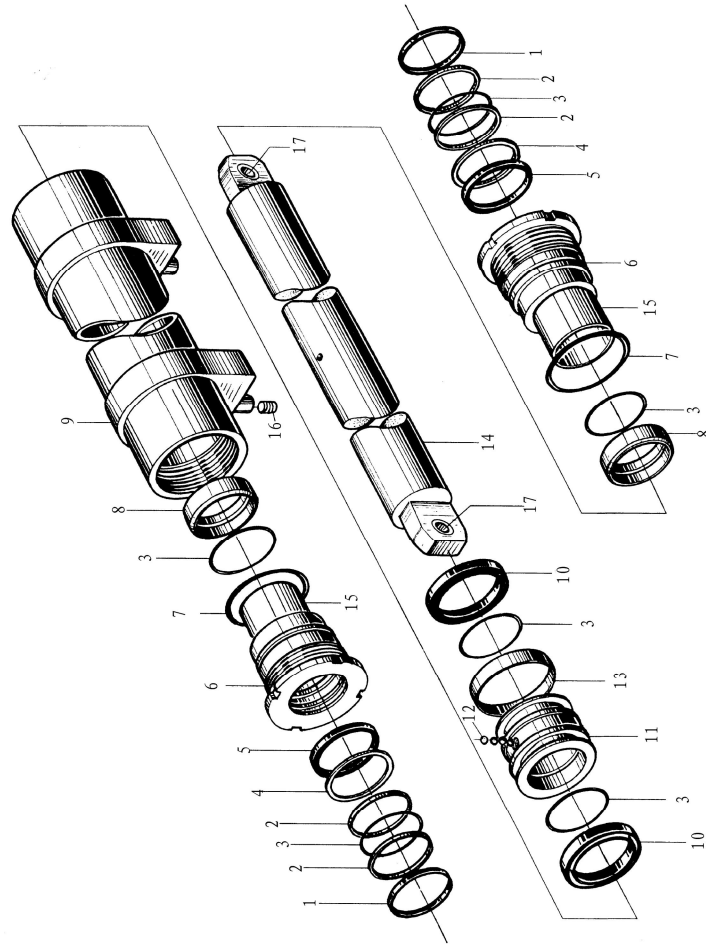


序号 Item	物料码 Code No.	名称 Description	数量 Qty	备注或适用车型 Remarks Or Serial No.
1	CL0107C0-G00	LBH 防尘圈 d60 LBH dust ring d60	2	
2	G3452P1-00603P55-00	O 型圈 60x3.55 O-ring 60x3.55	3	
3	50W-411001	保护圈 Protect ring	2	
4	FU0746K0-G00	ISI 密封圈 d60 ISI seal ring d60	2	
5	50W*411201	导向套 Guide bush	2	
6	G3452P1-00903P55-00	O 型圈 90x3.55 O-ring 90x3.55	2	
7	G3452P1-008005P3-00	O 型圈 80x5.3 O-ring 80x5.3	2	
8	SF-1-6060-G00	复合衬套 6060 Bushing 6060	2	
9	50W-411300	缸体 Body cylinder	1	
10	50W*411102	衬套 Bushing	2	
11	PT0300900-T46NA-G00	格来圈 D90 Ring D90	1	
12	50W-411002	支撑环 Support ring	1	
13	50W-411101	活塞杆 Piston rod	1	
14	50W-411003	活塞 Piston	1	
15	G000308-000006-01	钢球 6 G100b Steel ball 6 G100b	32	



图6 转向油缸  
Fig.6 Steering cylinder

8-10 吨  
8t-10t



序号 Item	物料码 Code No.	名称 Description	数量 Qty	备注或适用车型 Remarks Or Serial No.
1	CL0127C0-G00	LBH 防尘圈 d75 LBH dust ring d75	2	
2	CZG100/75.164-02-G00	保护圈 Protect ring	4	
3	G3452P1-00753P55-00	O 形圈 35507500· J1 O-ring 35507500· J1	6	
4	CZG100/75.164-03-G00	保护圈 Protect ring	2	
5	B3-075A-P5008-G00	Yx 密封圈 75×85×6 Yx-seal ring 75×85×6	2	
6	80DH*411002	导向套 Guide bush	2	
7	G3452P1-010005P3-00	O 形圈 53010000· J1 O-ring 53010000· J1	2	
8	80DH*411003	限位套 Position bushing	2	
9	80DH*411100	缸体 Body cylinder	1	
10	B7-110A -P5008-G00	Yx 密封圈 110×95×9 Yx-seal Ring 110×95×9	2	
11	80DH*411004	活塞 Piston	1	
12	G000308-000006-01	钢球 6.0000G100 Steel ball 6.0000G100	39	
13	Q/11AJ03045-G00	支撑圈 Support ring	1	
14	80DH*411001	活塞杆 Piston rod	1	
15	LYS-Du7560-G00	衬套 Bush	2	



第三部分 动力系统  
Part III Driver system

- (A) CPCD50/60/70-RG16    (B) CPCD80/100-RG16    (C) CPCD50/60/70-RW28    (D) CPCD80/100-RW28    (E) CPCD80/100-RG17  
 (F) CPCD50/60/70-RG24    (G) CPCD50/60/70-RW14    (H) CPCD80/100-RW14    (I) CPCD80/100-RG25    (J) CPCD50/60/70-RW19A  
 (K) CPYD50/60/70-RW57    (L) CPCD50/60/70-RW14B    (M) CPYD50/60/70-RW17    (N) CPCD80/100-RG36    (O) CPCD50/60/70-RW38  
 (P) CPCD50/60/70-RG41    (Q) CPCD50/60/70-RW41    (R) CPCD50/60/70-RW38B    (S) CPQYD50/60/70-RW57    (T) CPYD50/60/70-RW24  
 (U) CPCD80/100-RW41    (V) CPCD50/60/70-RG16-J

序号 Item	名称 Description	适用车型 Serial No.	页码 Page
图 1-1 Fig.1-1	动力系统 Drive system	(A) (B) (V)	3-1
图 1-2 Fig.1-2	动力系统 2013.9— Drive system 2013.9—	(C)	3-2
图 1-3 Fig.1-3	动力系统 Drive system	(D)	3-4
图 1-4 Fig.1-4	动力系统 Drive system	(E)	3-6
图 1-5 Fig.1-5	动力系统 Drive system	(F)	3-7
图 1-6 Fig.1-6	动力系统 Drive system	(G) (H) (L)	3-8
图 1-7 Fig.1-7	动力系统 Drive system	(I)	3-9
图 1-8 Fig.1-8	动力系统 Drive system	(J)	3-10
图 1-9 Fig.1-9	动力系统 Drive system	(K) (M)	3-11

序号 Item	名称 Description	适用车型 Serial No.	页码 Page
图 1-10 Fig.1-10	动力系统 Drive system	Ⓔ	3-13
图 1-11 Fig.1-11	动力系统 Drive system	Ⓞ Ⓡ	3-14
图 1-12 Fig.1-12	动力系统 Drive system	Ⓟ	3-16
图 1-13 Fig.1-13	动力系统 Drive system	Ⓠ Ⓢ	3-17
图 1-14 Fig.1-14	动力系统 Drive system	Ⓣ	3-19
图 1-15 Fig.1-15	动力系统 Drive system	Ⓤ	3-21
图 2-1 Fig.2-1	进气系统 Air intake system	Ⓐ Ⓑ Ⓒ Ⓓ Ⓔ Ⓕ Ⓖ	3-23
图 2-2 Fig.2-2	进气系统 Air intake system	Ⓒ Ⓓ	3-25
图 2-3 Fig.2-3	进气系统 Air intake system	Ⓔ Ⓕ Ⓖ	3-27
图 2-4 Fig.2-4	进气系统 Air intake system	Ⓚ Ⓜ	3-28
图 2-5 Fig.2-5	进气系统 Air intake system	Ⓝ	3-30
图 2-6 Fig.2-6	进气系统 Air intake system	Ⓞ Ⓡ	3-31
图 2-7 Fig.2-7	进气系统 Air intake system	Ⓟ	3-33
图 2-8 Fig.2-8	进气系统 Air intake system	Ⓠ Ⓢ	3-34
图 2-9 Fig.2-9	进气系统 Air intake system	Ⓣ	3-36

序号 Item	名称 Description	适用车型 Serial No.	页码 Page
图 2-10 Fig.2-10	进气系统 Air intake system	Ⓓ	3-37
图 3-1 Fig.3-1	排气系统 Exhaust system	Ⓐ Ⓒ Ⓕ Ⓖ	3-38
图 3-2 Fig.3-2	排气系统 Exhaust system	CPCD80-RG16、CPCD80-RW14	3-40
图 3-3 Fig.3-3	排气系统 Exhaust system	CPCD100-RG16、CPCD100-RW14	3-42
图 3-4 Fig.3-4	排气系统 Exhaust system	Ⓒ	3-44
图 3-5 Fig.3-5	排气系统 Exhaust system	Ⓓ	3-46
图 3-6 Fig.3-6	排气系统 Exhaust system	CPCD80-RG17	3-48
图 3-7 Fig.3-7	排气系统 Exhaust system	CPCD100-RG17	3-50
图 3-8 Fig.3-8	排气系统 Exhaust system	Ⓕ	3-52
图 3-9 Fig.3-9	排气系统 Exhaust system	CPCD80-RG25	3-54
图 3-10 Fig.3-10	排气系统 Exhaust system	CPCD100-RG25	3-56
图 3-11 Fig.3-11	排气系统 Exhaust system	Ⓙ	3-58
图 3-12 Fig.3-12	排气系统 Exhaust system	Ⓚ Ⓜ Ⓢ	3-60
图 3-13 Fig.3-13	排气系统 Exhaust system	CPCD80-RG36	3-62
图 3-14 Fig.3-14	排气系统 Exhaust system	CPCD100-RG36	3-64

序号 Item	名称 Description	适用车型 Serial No.	页码 Page
图 3-15 Fig.3-15	排气系统 Exhaust system	◎ ®	3-66
图 3-16 Fig.3-16	排气系统 Exhaust system	Ⓟ	3-68
图 3-17 Fig.3-17	排气系统 Exhaust system	Ⓠ Ⓡ	3-70
图 3-18 Fig.3-18	排气系统 Exhaust system	Ⓢ	3-73
图 4-1 Fig.4-1	冷却系统 Cooling system	Ⓐ Ⓟ	3-75
图 4-2 Fig.4-2	冷却系统 Cooling system	Ⓑ Ⓔ	3-77
图 4-3 Fig.4-3	冷却系统 2013.09— Cooling system 2013.09—	Ⓒ	3-79
图 4-4 Fig.4-4	冷却系统 Cooling system	Ⓓ	3-82
图 4-5 Fig.4-5	冷却系统 Cooling system	Ⓕ	3-85
图 4-6 Fig.4-6	冷却系统 Cooling system	Ⓖ Ⓡ Ⓛ Ⓠ Ⓡ	3-87
图 4-7 Fig.4-7	冷却系统 Cooling system	Ⓢ	3-89
图 4-8 Fig.4-8	冷却系统 Cooling system	Ⓣ	3-91
图 4-9 Fig.4-9	冷却系统 Cooling system	Ⓚ Ⓜ Ⓢ Ⓢ	3-93
图 4-10 Fig.4-10	冷却系统 Cooling system	Ⓝ	3-96
图 4-11 Fig.4-11	冷却系统 Cooling system	◎ ®	3-98

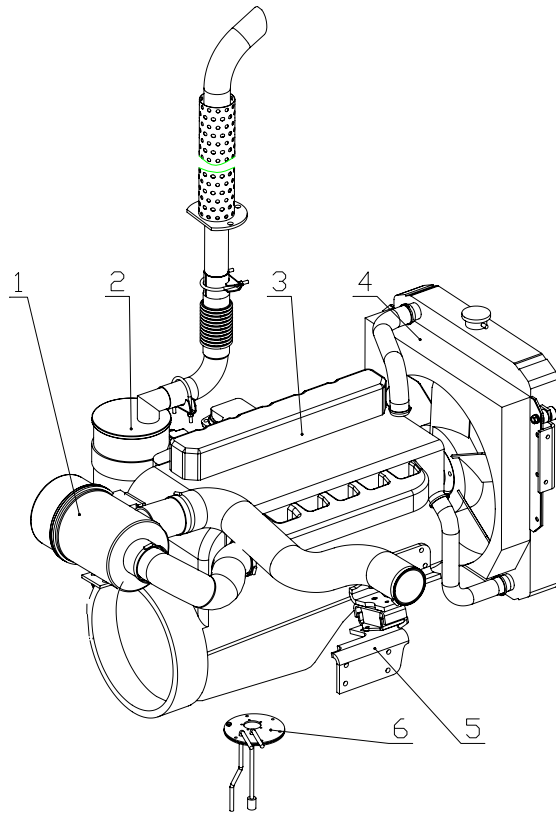
序号 Item	名称 Description	适用车型 Serial No.	页码 Page
图 4-12 Fig.4-12	冷却系统 Cooling system	Ⓟ	3-101
图 5-1 Fig.5-1	燃油系统 Fuel system	Ⓐ Ⓑ Ⓕ Ⓖ Ⓗ Ⓛ Ⓝ Ⓠ Ⓤ Ⓟ	3-104
图 5-2 Fig.5-2	燃油系统 Fuel system	Ⓒ Ⓓ	3-107
图 5-3 Fig.5-3	燃油系统 Fuel system	Ⓔ Ⓡ	3-109
图 5-4 Fig.5-4	燃油系统 Fuel system	Ⓜ	3-111
图 5-5 Fig.5-5	燃油系统 Fuel system	Ⓚ Ⓛ Ⓣ	3-113
图 5-6 Fig.5-6	燃油系统 Fuel system	Ⓢ Ⓡ	3-114
图 5-7 Fig.5-7	燃油系统 Fuel system	Ⓢ	3-116
图 6-1 Fig.6-1	发动机安装 Engine mount	Ⓐ Ⓑ Ⓟ	3-119
图 6-2 Fig.6-2	发动机安装 Engine mount	Ⓒ Ⓓ	3-121
图 6-3 Fig.6-3	发动机安装 Engine mount	Ⓔ	3-123
图 6-4 Fig.6-4	发动机安装 Engine mount	Ⓕ	3-124
图 6-5 Fig.6-5	发动机安装 Engine mount	Ⓖ Ⓛ	3-125
图 6-6 Fig.6-6	发动机安装 Engine mount	Ⓗ Ⓤ	3-126
图 6-7 Fig.6-7	发动机安装 Engine mount	Ⓡ	3-127

序号 Item	名称 Description	适用车型 Serial No.	页码 Page
图 6-8 Fig.6-8	发动机安装 Engine mount	Ⓝ	3-128
图 6-9 Fig.6-9	发动机安装 Engine mount	Ⓚ Ⓜ Ⓢ Ⓣ	3-129
图 6-10 Fig.6-10	发动机安装 Engine mount	Ⓝ	3-130
图 6-11 Fig.6-11	发动机安装 Engine mount	Ⓞ Ⓡ	3-131
图 6-12 Fig.6-12	发动机安装 Engine mount	Ⓟ	3-132
图 6-13 Fig.6-13	发动机安装 Engine mount	Ⓠ	3-133
图 7 Fig.7	储气系统 LPG storage system	Ⓚ Ⓜ Ⓢ Ⓣ	3-134
图 7-1 Fig.7-1	旋转钢瓶支架-钢箍扣合式 (选配) Rotate cylinder bracket—hoops buckle type (optional)	Ⓚ Ⓜ Ⓢ Ⓣ	3-135
图 7-2 Fig.7-2	旋转钢瓶支架-扎带式 (选配) Rotate cylinder bracket—belted type(optional)	Ⓚ Ⓜ Ⓢ Ⓣ	3-137
图 7-3 Fig.7-3	双钢瓶支架 (选配) Double cylinder bracket(optional)	Ⓚ Ⓜ Ⓢ Ⓣ	3-139
图 7-4 Fig.7-4	护顶架下旋转双钢瓶支架 (选配) Overhead guard down rotate double cylinder bracket(optional)	Ⓚ Ⓜ Ⓢ Ⓣ	3-141
图 8-1 Fig.8-1	燃料管路系统 LPG pipe system	Ⓚ Ⓜ	3-143
图 8-2 Fig.8-2	燃料管路系统 LPG pipe system	Ⓢ	3-144
图 8-3 Fig.8-3	燃料管路系统 LPG pipe system	Ⓣ	3-146



图 1-1 动力系统  
Fig.1-1 Drive system

Ⓐ CPCD50/60/70-RG16 Ⓑ CPCD80/100-RG16 Ⓓ CPCD50/60/70-RG16-J



序号 Item	物料码 Code No.	名称 Description	数量 Qty	备注或适用车型 Remarks Or Serial No.
1	GR501-310000-000	进气系统 Air inlet system	1	Ⓐ Ⓓ
-	GR1001-310000-000	进气系统 Air inlet system	1	Ⓑ
2	GR501-320000-000	排气系统 Exhaust system	1	Ⓐ Ⓓ
-	GR801-320000-000	排气系统 Exhaust system	1	CPCD80-RG16
-	GR1001-320000-000	排气系统 Exhaust system	1	CPCD100-RG16
3	GR501-301000-G00	柴油机 Diesel engine	1	
4	GR501-330000-000	冷却系统 Cooling system	1	Ⓐ Ⓓ
-	GR1001-330000-001	冷却系统 Cooling system	1	Ⓑ
5	GR501-350000-001	发动机安装 Engine mount	1	Ⓐ Ⓓ
-	GR1001-350000-002	发动机安装 Engine mount	1	Ⓑ
6	GR501-340000-000	燃油系统 Engine fuel system	1	Ⓐ Ⓓ
-	GR1001-340000-000	燃油系统 Engine fuel system	1	Ⓑ

图 1-2 动力系统 2013.9—  
Fig.1-2 Drive system 2013.9—

© CPCD50/60/70-RW28

序号 Item	物料码 Code No.	名称 Description	数量 Qty	备注或适用车型 Remarks Or Serial No.
1	GR802-300003-000	螺栓 Bolt	12	
2	G000093-000010-00	垫圈10 Washer 10	24	
3	G000278-0006205-01	轴承6205-Z Bearing 6205-Z	1	
4	GR802-300002-000	轴承座 Bearing seat	1	
5	G000070-010040-00	螺钉M10×40 Bolt M10×40	12	
6	GR802-300005-000	飞轮壳连接盘 Flywheel casing connection pad	1	
7	GR802-300004-000	飞轮连接盘 Flywheel connection pad	1	
8	X1000-300002-000	抱箍 Clamp	1	
9	G000093-000012-00	垫圈 12 Washer12	1	
10	G005783-012020-00	螺栓M12× 20 Bolt M12× 20	1	
11	GR502-300100-000	机滤安装板 Mount plate	1	
12	G000093-000008-00	垫圈8 Washer 8	7	
13	G005783-008020-00	螺栓M8× 20 Bolt M8× 20	7	
14	QSB4.5-C110-G00	柴油机 Diesel engine	1	
15	GR502-340000-001	燃油系统 Engine fuel system	1	



图 1-3 动力系统  
Fig.1-3 Drive system

Ⓒ CPCD80/100-RW28

序号 Item	物料码 Code No.	名称 Description	数量 Qty	备注或适用车型 Remarks Or Serial No.
1	GR802-310000-000	进气系统 Air inlet system	1	CPCD80-RW28
-	GR1002-310000-000	进气系统 Air inlet system	1	CPCD100-RW28
2	GR802-320000-002	排气系统 Exhaust system	1	CPCD80-RW28
-	GR1002-320000-002	排气系统 Exhaust system	1	CPCD100-RW28
3	QSB4.5-C110-G00	柴油机 Diesel engine	1	
4	GR802-330000-002	冷却系统 Cooling system	1	
5	GR1002-350000-002	发动机安装 Engine mount	1	
6	GR1002-340000-000	燃油系统 Engine fuel system	1	
7	G000093-000010-00	垫圈10 Washer 10	24	
8	G000070-010040-00	螺钉M10×40 Bolt M10×40	12	
9	GR802-300002-000	轴承座 Bearing seat	1	
10	G000278-0006205-01	轴承6205-Z Bearing 6205-Z	1	
11	GR802-300003-000	螺栓 Bolt	12	
12	GR502-300100-000	机滤安装板 Mount plate	1	
13	G000093-000008-00	垫圈8 Washer 8	7	

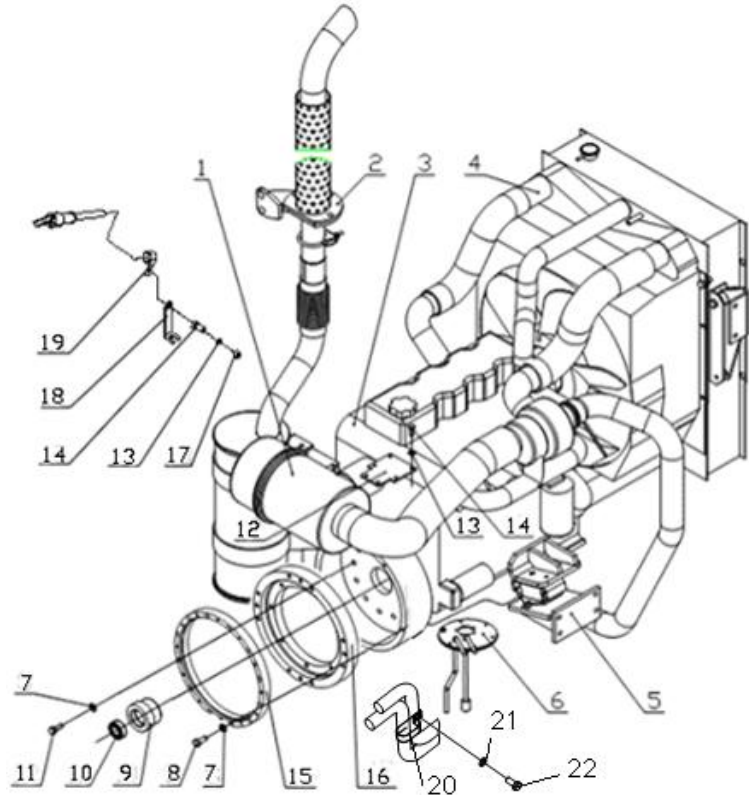
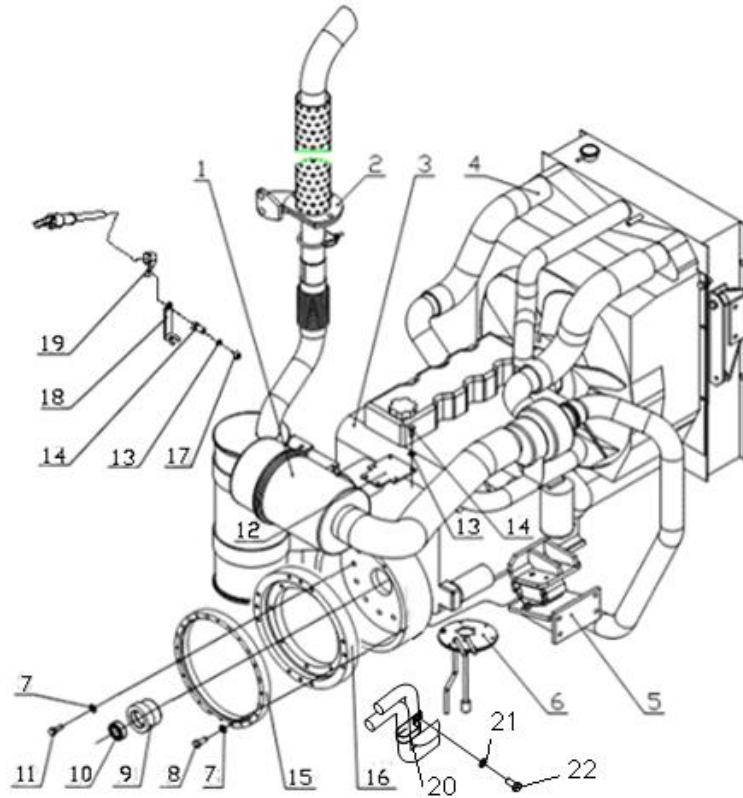


图 1-3 动力系统  
Fig.1-3 Drive system

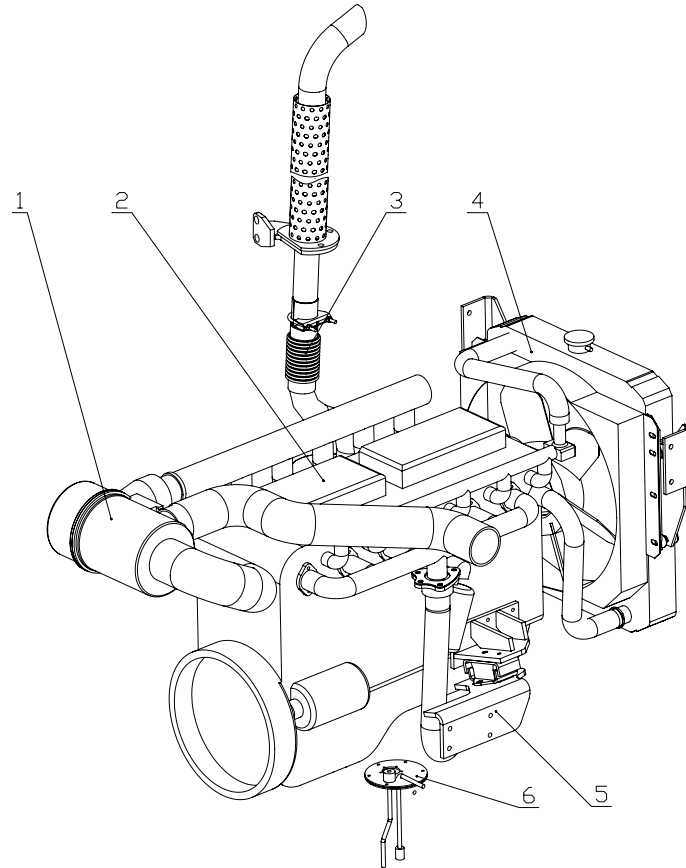
© CPCD80/100-RW28



序号 Item	物料码 Code No.	名称 Description	数量 Qty	备注或适用车型 Remarks Or Serial No.
14	G005783-008020-00	螺栓M8×20 Bolt M8×20	7	
15	GR802-300005-000	飞轮壳连接盘 Flywheel casing connection pad	1	
16	GR802-300004-000	飞轮连接盘 Flywheel connection pad	1	
17	G006170-000008-00	螺母 M8 Nut M8	1	
18	GR802-300006-000	支架 Support	1	
19	GR802-300100-000	抱箍 Clamp	1	
20	X1000-300002-000	抱箍 Clamp	1	
21	G000093-000012-00	垫圈 12 Washer12	1	
22	G005783-012020-00	螺栓M12×20 Bolt M12×20	1	

图 1-4 动力系统  
Fig.1-4 Drive system

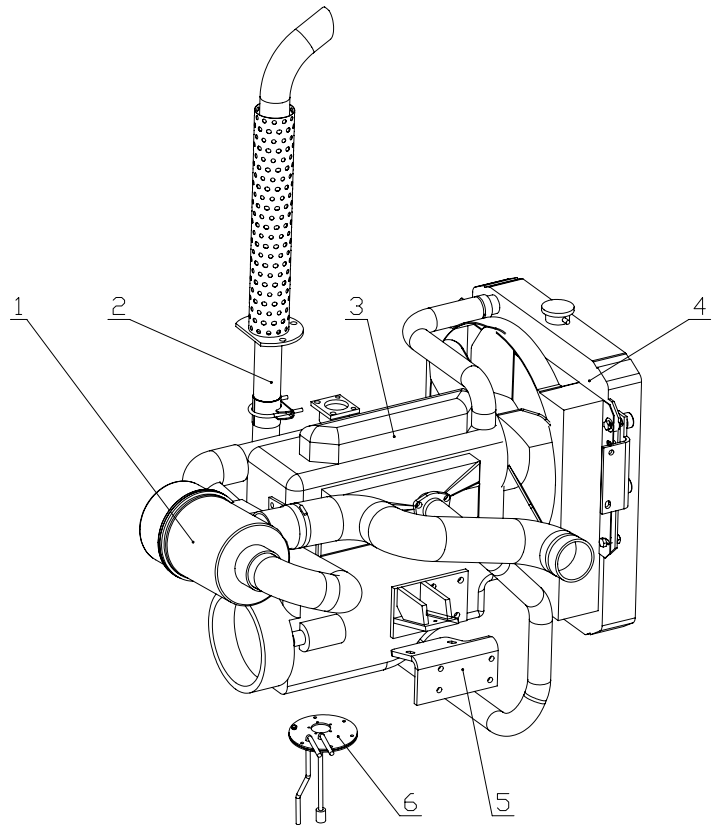
Ⓔ CPCD80/100-RG17



序号 Item	物料码 Code No.	名称 Description	数量 Qty	备注或适用车型 Remarks Or Serial No.
1	GR1005-310000-000	进气系统 Air inlet system	1	
2	RS705-301000-G00	柴油机 Diesel engine	1	
3	GR805-320000-000	排气系统 Exhaust system	1	CPCD80-RG17
-	GR1005-320000-000	排气系统 Exhaust system	1	CPCD100-RG17
4	GR1005-330000-000	冷却系统 Cooling system	1	
5	GR1005-350000-002	发动机安装 Engine mount	1	
6	GR1005-340000-000	燃油系统 Engine fuel system	1	

图 1-5 动力系统  
Fig.1-5 Drive system

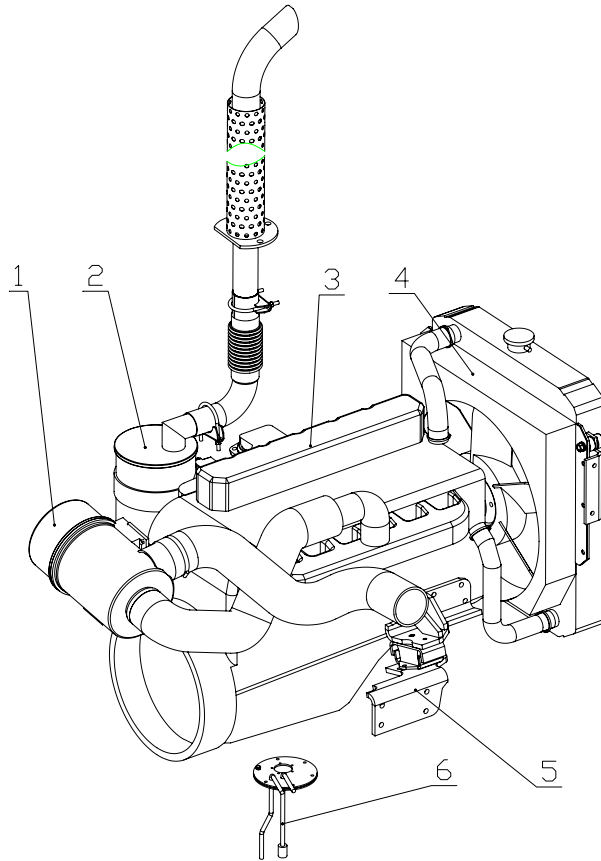
Ⓔ CPCD50/60/70-RG24



序号 Item	物料码 Code No.	名称 Description	数量 Qty	备注或适用车型 Remarks Or Serial No.
1	GR504-310000-000	进气系统 Air inlet system	1	
2	GR504-320000-000	排气系统 Exhaust system	1	
3	GR504-301000-G00	柴油机 Diesel engine	1	
4	GR504-330000-000	冷却系统 Cooling system	1	
5	GR504-350000-001	发动机安装 Engine mount	1	
6	GR504-340000-000	燃油系统 Engine fuel system	1	

图 1-6 动力系统  
Fig.1-6 Drive system

Ⓒ CPCD50/60/70-RW14 Ⓓ CPCD80/100-RW14 Ⓔ CPCD50/60/70-RW14B

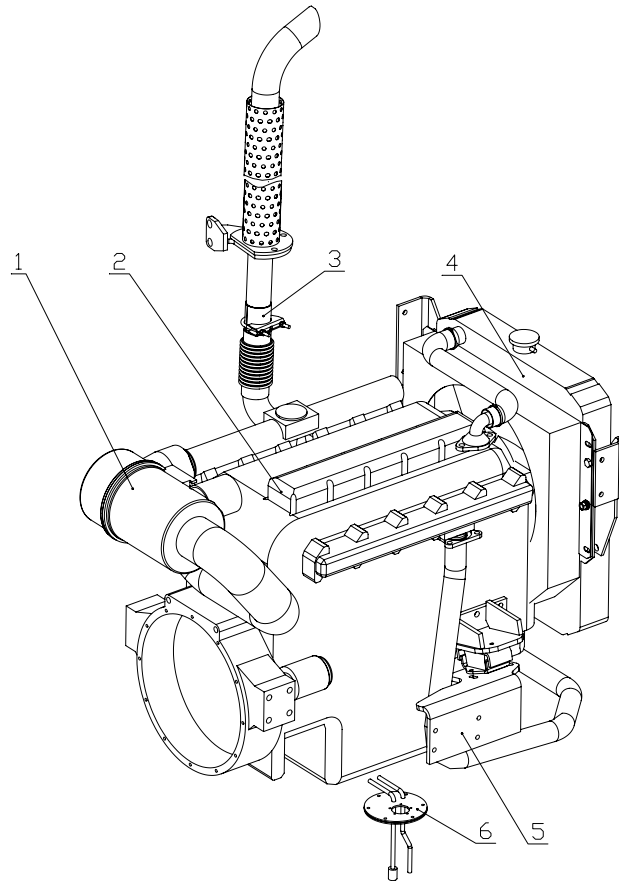


序号 Item	物料码 Code No.	名称 Description	数量 Qty	备注或适用车型 Remarks Or Serial No.
1	GR503-310000-000	进气系统 Air inlet system	1	Ⓒ
-	GR508-310000-000	进气系统 Air inlet system	1	Ⓔ
-	GR803-310000-000	进气系统 Air inlet system	1	Ⓓ
2	GR503-320000-000	排气系统 Exhaust system	1	Ⓒ
-	GR508-320000-000	排气系统 Exhaust system	1	Ⓔ
-	GR803-320000-000	排气系统 Exhaust system	1	CPCD80-RW14
-	GR1003-320000-000	排气系统 Exhaust system	1	CPCD100-RW14
3	6BG1QP-G00	柴油机 Diesel engine	1	
4	GR503-330000-000	冷却系统 Cooling system	1	Ⓒ Ⓔ
-	GR803-330000-000	冷却系统 Cooling system	1	Ⓓ
5	GR503-350000-001	发动机安装 Engine mount	1	Ⓒ Ⓔ
-	GR803-350000-002	发动机安装 Engine mount	1	Ⓓ
6	GR501-340000-000	燃油系统 Engine fuel system	1	Ⓒ Ⓔ
-	GR1001-340000-000	燃油系统 Engine fuel system	1	Ⓓ



图 1-7 动力系统  
Fig.1-7 Drive system

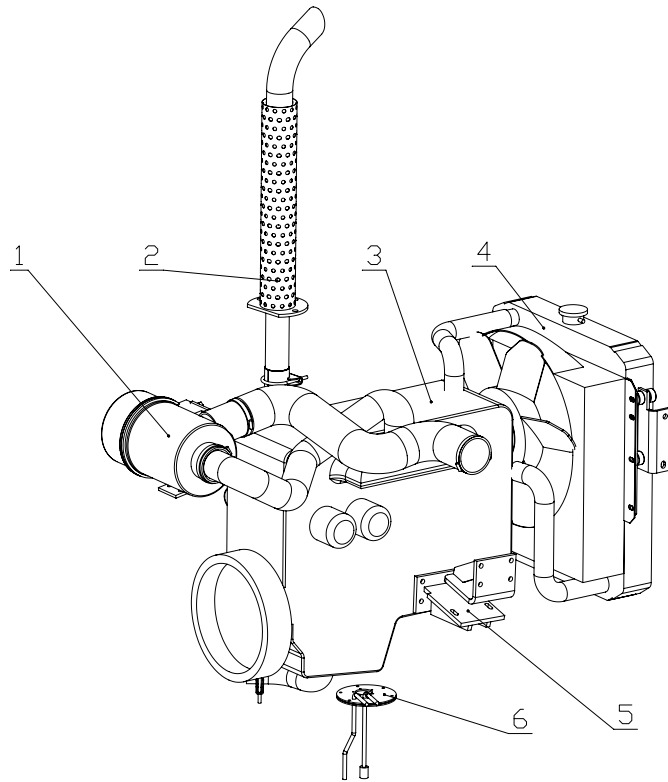
① CPCD80/100-RG25



序号 Item	物料码 Code No.	名称 Description	数量 Qty	备注或适用车型 Remarks Or Serial No.
1	GR1005-310000-000	进气系统 Air inlet system	1	
2	GR1004-301000-G00	柴油机 Diesel engine	1	
3	GR804-320000-000	排气系统 Exhaust system	1	CPCD80-RG25
-	GR1004-320000-000	排气系统 Exhaust system	1	CPCD100-RG25
4	GR804-330000-000	冷却系统 Cooling system	1	
5	GR804-350000-002	发动机安装 Engine mount	1	
6	GR804-340000-000	燃油系统 Engine fuel system	1	

图 1-8 动力系统  
Fig.1-8 Drive system

Ⓧ CPCD50/60/70-RW19A



序号 Item	物料码 Code No.	名称 Description	数量 Qty	备注或适用车型 Remarks Or Serial No.
1	GR506-310000-000	进气系统 Air inlet system	1	
2	GR506-320000-000	排气系统 Exhaust system	1	
3	TD42AA-G00	柴油机 Diesel engine	1	
4	GR506-330000-000	冷却系统 Cooling system	1	
5	GR506-350000-001	发动机安装 Engine mount	1	
6	GR506-340000-000	燃油系统 Engine fuel system	1	

图 1-9 动力系统  
Fig.1-9 Drive system

Ⓚ CPYD50/60/70-RW57 Ⓜ CPYD50/60/70-RW57

序号 Item	物料码 Code No.	名称 Description	数量 Qty	备注或适用车型 Remarks Or Serial No.
1	G000093-000010-00	垫圈 10 Washer 10	27	
2	G000070-010045-00	螺钉 M10×45 Bolt M10×45	1	
3	G005783-010045-00	螺栓 M10×45 Bolt M10×45	9	
4	GR802-300003-000	螺栓 Bolt	6	
5	GR505-300002-000	飞轮过渡盘 Flywheel connection pad	1	
6	G000070-010050-00	螺钉 M10×50 Bolt M10×50	11	
7	GR505-300001-001	飞轮壳过渡盘 Flywheel casing connection pad	1	
8	GR505-300004-001	飞轮壳 Flywheel casing	1	
9	GR505-300003-000	轴承座 Bearing seat	1	
10	GR505-300005-000	封板 Plate	1	
11	G000093-000006-00	垫圈 6 Washer 6	1	
12	G005783-006012-00	螺栓 M6×12 Bolt M6×12	1	
13	GR505-310000-000	进气系统 Air inlet system	1	
14	R453-301000-G00	GM4.3L 汽油机 GM4.3L gasoline engine	1	
15	XF251-370000-000	储气系统 Storage system	1	

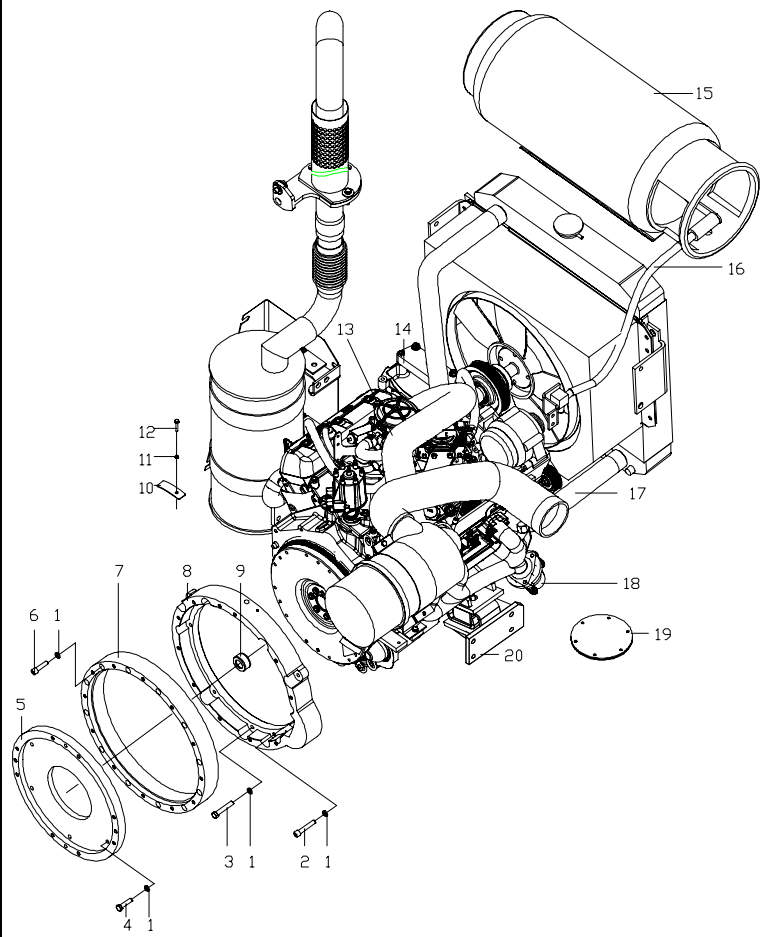
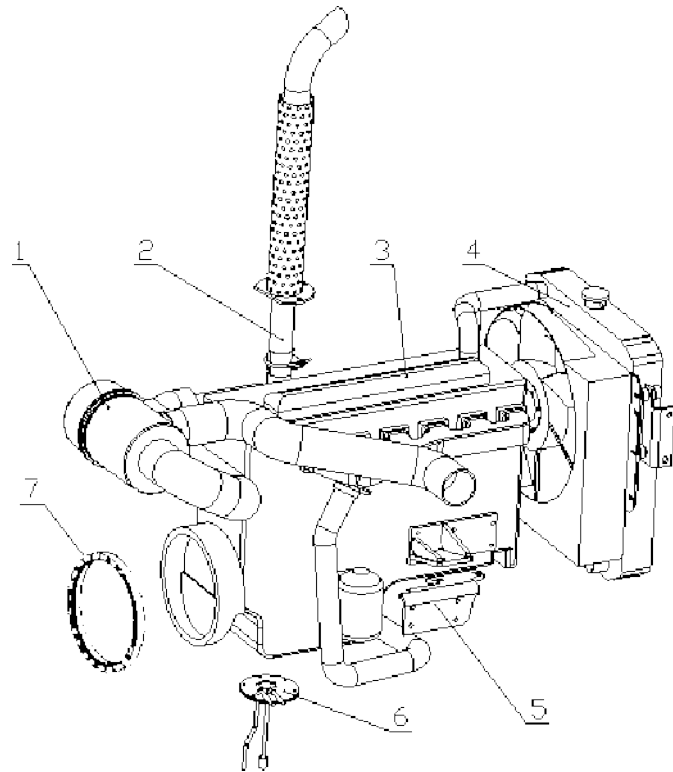




图 1-10 动力系统  
Fig.1-10 Drive system

Ⓝ CPCD80/100-RG36



序号 Item	物料码 Code No.	名称 Description	数量 Qty	备注或适用车型 Remarks Or Serial No.
1	GR1006-310000-000	进气系统 Air inlet system	1	
2	GR1006-320000-000	排气系统 Exhaust system	1	
-	GR806-320000-000	排气系统 Exhaust system	1	
3	GR1006-301000-G00	柴油机 Diesel engine	1	
4	GR1006-330000-000	冷却系统 Cooling system	1	
5	GR1006-350000-000	发动机安装 Engine mount	1	
6	GR1006-340000-000	燃油系统 Engine fuel system	1	
7	GR1006-300001-000	连接盘 Connection plant	1	

图 1-11 动力系统  
Fig.1-11 Drive system

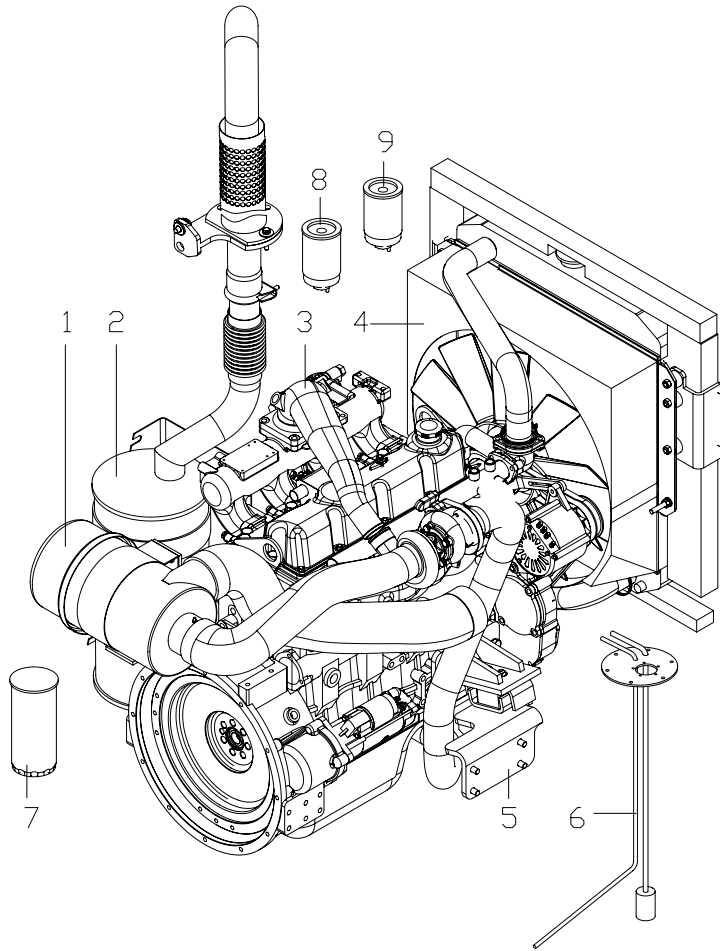
© CPCD50/60/70-RW38 ® CPCD50/60/70-RW38B

序号 Item	物料码 Code No.	名称 Description	数量 Qty	备注或适用车型 Remarks Or Serial No.
1	GR709-310000-000	进气系统 Air inlet system	1	
2	GR709-320000-001	排气系统 Exhaust system	1	
3	GR709-330000-000	冷却系统 Cooling system	1	
4	GR709-301000-G00	QSB3.3-C99 发动机 QSB3.3-C99 engine	1	
5	GR709-350000-000	发动机安装 Engine mount	1	
6	GR709-340000-000	燃油系统 Engine fuel system	1	
7	G000070-010040-00	螺钉 M10×40 Bolt M10×40	12	
8	G000278-0006205-01	轴承 6205-Z Bearing 6205-Z	1	
9	GR709-300002-000	轴承座 Bearing seat	1	
10	GR709-300003-000	螺栓 Bolt	8	
11	G000093-000010-00	垫圈 10 Washer 10	20	
12	GR802-300005-000	飞轮壳连接盘 Flywheel casing connection pad	1	
13	GR709-300001-000	飞轮过度盘 Flywheel connection pad	1	
14	G005783-008016-00	螺栓 M8×16 Bolt M8×16	2	
15	G000093-000008-00	垫圈 8 Washer 8	2	



图 1-12 动力系统  
Fig.1-12 Drive system

Ⓟ CPCD50/60/70-RG41



序号 Item	物料码 Code No.	名称 Description	数量 Qty	备注或适用车型 Remarks Or Serial No.
1	GR713-310000-000	进气系统 Air inlet system	1	
2	GR713-320000-000	排气系统 Exhaust system	1	
3	GA702-301000-G00	柴油机 Diesel engine	1	
4	GR713-330000-000	冷却系统 Cooling system	1	
5	GR713-350000-000	发动机安装 Engine mount	1	
6	GR713-340000-000	燃油系统 Engine fuel system	1	
7	630-1012120A	机油滤清器 Oil filter	1	
8	A3000-1105020	油水分离器总成 Oil-water separator assy	1	
9	A3000-1105030	柴油滤芯总成 Diesel filter assy	1	



图 1-13 动力系统  
Fig.1-13 Drive system

ⓐ CPCD50/60/70-RW41    Ⓤ CPCD80/100-RW41

序号 Item	物料码 Code No.	名称 Description	数量 Qty	备注或适用车型 Remarks Or Serial No.
1	GR710-310000-000	进气系统 Air inlet system	1	ⓐ
-	GR1007-310000-000	进气系统 Air inlet system	1	Ⓤ
2	GR710-300002-000	抱箍 Clamp	1	
3	G005786-010020-00	螺栓 M10×1.25×20 Bolt M10×1.25×20	1	
4	G000093-000010-00	垫圈 10 Washer 10	1	
5	G0097P1-000010-00	垫圈 10 Washer 10	1	
6	GR710-300001-000	通气接管 Pipe	1	
7	GR710-320000-000	排气系统 Exhaust system	1	ⓐ
-	GR807-320000-000	排气系统 Exhaust system	1	CPCD80-RW41
-	GR1007-320000-000	排气系统 Exhaust system	1	CPCD100-RW41
8	GR710-301000-G00	发动机 Diesel engine	1	
9	GR503-330000-000	冷却系统 Cooling system	1	ⓐ
-	GR803-330000-000	冷却系统 Cooling system	1	Ⓤ
10	GR710-350000-000	发动机安装 Engine mount	1	ⓐ
-	GR803-350000-002	发动机安装 Engine mount	1	Ⓤ

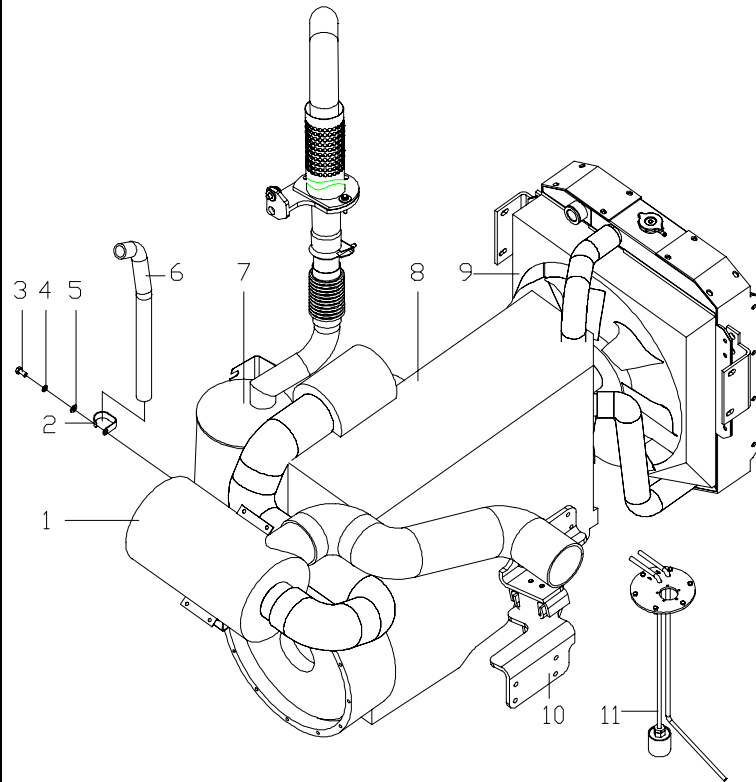




图 1-14 动力系统  
Fig.1-14 Drive system

© CPQYD50/60/70-RW57

序号 Item	物料码 Code No.	名称 Description	数量 Qty	备注或适用车型 Remarks Or Serial No.
1	G000093-000010-00	垫圈 10 Washer 10	27	
2	G000070-010045-00	螺钉 M10×45 Bolt M10×45	1	
3	G005783-010045-00	螺栓 M10×45 Bolt M10×45	9	
4	GR802-300003-000	螺栓 Bolt	6	
5	GR505-300002-000	飞轮过渡盘 Flywheel connection pad	1	
6	G000070-010050-00	螺钉 M10×50 Bolt M10×50	11	
7	GR505-300001-001	飞轮壳过渡盘 Flywheel casing connection pad	1	
8	GR505-300004-001	飞轮壳 Flywheel casing	1	
9	GR505-300003-000	轴承座 Bearing seat	1	
10	GR505-300005-000	封板 Plate	1	
11	G000093-000006-00	垫圈 6 Washer 6	1	
12	G005783-006012-00	螺栓 M6×12 Bolt M6×12	1	
13	GR515-310000-000	进气系统 Air inlet system	1	
14	R455-301000-G00	双燃料发动机 Dual-fuel engine	1	
15	XF251-370000-000	储气系统 Storage system	1	

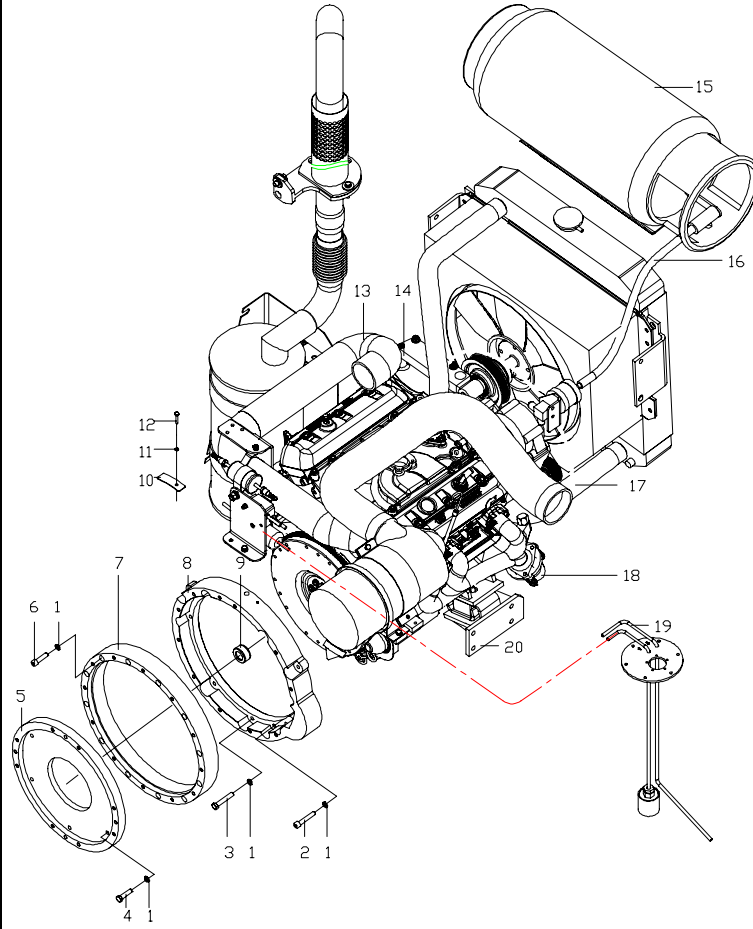




图 1-15 动力系统  
Fig.1-15 Drive system

Ⓣ CPYD50/60/70-RW24

序号 Item	物料码 Code No.	名称 Description	数量 Qty	备注或适用车型 Remarks Or Serial No.
1	G000093-000010-00	垫圈 10 Washer 10	27	
2	G000070-010045-00	螺钉 M10×45 Bolt M10×45	1	
3	G005783-010045-00	螺栓 M10×45 Bolt M10×45	9	
4	GR802-300003-000	螺栓 Bolt	6	
5	GR505-300002-000	飞轮过渡盘 Flywheel connection pad	1	
6	G000070-010050-00	螺钉 M10×50 Bolt M10×50	11	
7	GR505-300001-001	飞轮壳过渡盘 Flywheel casing connection pad	1	
8	GR505-300004-001	飞轮壳 Flywheel casing	1	
9	GR505-300003-000	轴承座 Bearing seat	1	
10	GR505-300005-000	封板 Plate	1	
11	G000093-000006-00	垫圈 6 Washer 6	1	
12	G005783-006012-00	螺栓 M6×12 Bolt M6×12	1	
13	GR512-310000-000	进气系统 Air inlet system	1	
14	GR512-301000-G00	GM4.3L 认证型发动机 GM4.3L Certified engine	1	
15	XF251-370000-000	储气系统 Storage system	1	

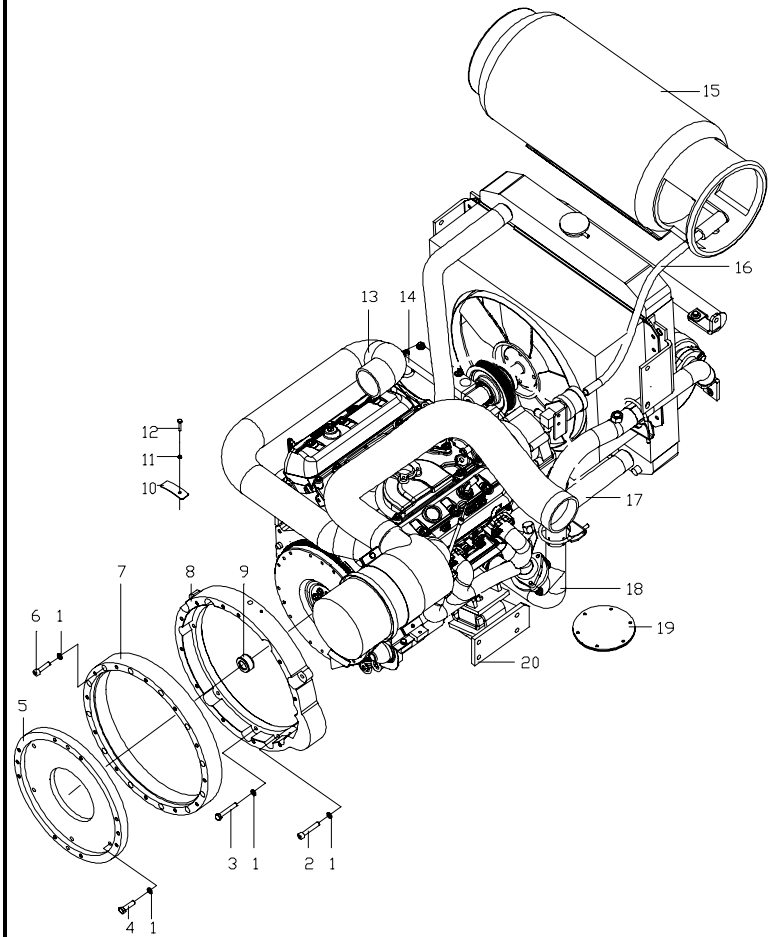
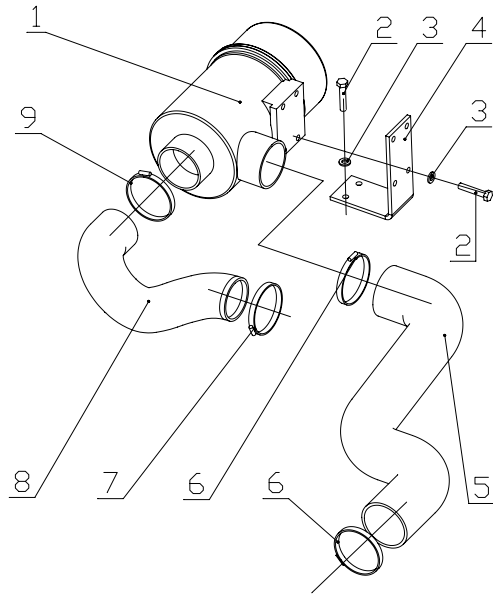




图 2-1 进气系统  
Fig.2-1 Air intake system

Ⓐ CPCD50/60/70-RG16    Ⓑ CPCD80/100-RG16    Ⓒ CPCD50/60/70-RW14    Ⓓ CPCD80/100-RW14  
Ⓙ CPCD50/60/70-RW19A    Ⓚ CPCD50/60/70-RW14B    Ⓛ CPCD50/60/70-RG16-J



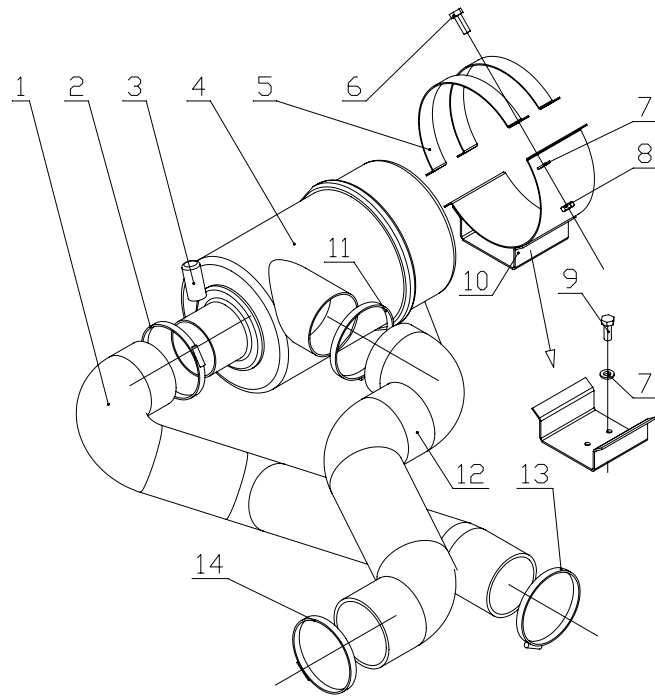
序号 Item	物料码 Code No.	名称 Description	数量 Qty	备注或适用车型 Remarks Or Serial No.
1	GR501-311000-001	空气滤清器 Air cleaner	1	
2	G005783-008020-00	螺栓M8×20 Bolt M8×20	6	
3	G000093-000008-00	垫圈 8 Washer 8	6	
4	GR501-310001-000	安装板 Bracket	1	
5	GR501-310002-000	进气胶管 Air intake pipe	1	Ⓐ Ⓒ Ⓙ Ⓚ
-	GR1001-310001-000	进气胶管 Air intake pipe	1	Ⓑ Ⓓ
6	Q676-108-G00	螺杆传动式软管环箍 108 Clamp 108	2	
7	Q676-95-G00	螺杆传动式软管环箍95 Clamp 95	1	Ⓐ Ⓑ
-	Q676-89-G00	螺杆传动式软管环箍89 Clamp 89	1	Ⓒ Ⓓ Ⓚ
-	Q676-83-G00	螺杆传动式软管环箍83 Clamp 83	1	Ⓙ
8	GR501-310003-000	发动机进气胶管 Air intake pipe	1	Ⓐ
-	GR1001-310002-000	发动机进气胶管 Air intake pipe	1	Ⓑ
-	GR503-310001-000	发动机进气胶管 Air intake pipe	1	Ⓒ
-	GR803-310001-000	发动机进气胶管 Air intake pipe	1	Ⓓ
-	GR508-310001-000	发动机进气胶管 Air intake pipe	1	Ⓚ





图 2-2 进气系统  
Fig.2-2 Air intake system

© CPCD50/60/70-RW28    ① CPCD80/100-RW28

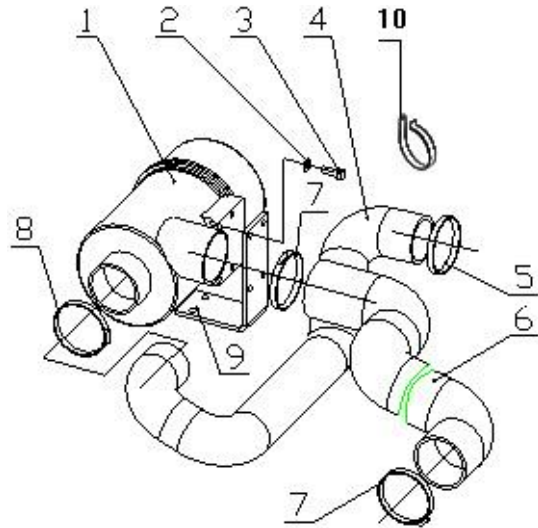


序号 Item	物料码 Code No.	名称 Description	数量 Qty	备注或适用车型 Remarks Or Serial No.
1	GR1002-310001-000	发动机进气胶管 Air intake pipe	1	CPCD100-RW28
-	GR802-310001-000	发动机进气胶管 Air intake pipe	1	CPCD80-RW28
-	GR502-310001-000	发动机进气胶管 Air intake pipe	1	©
2	X700-310004-G00	T 型卡箍 115 T-clamp 115	1	
3	1W613M-G00	空滤保养指示器 Maintenance and air filter indicator	1	
4	GR502-311000-000	空气滤清器 Air cleaner	1	
5	GR502-310003-000	抱夹 Clip	2	
6	G005783-008025-00	螺栓 M8×25 Bolt M8×25	4	
7	G000093-000008-00	垫圈 8 Washer 8	6	
8	G006170-000008-00	螺母 M8 Nut M8	4	
9	G005783-008020-00	螺栓 M8×20 Bolt M8×20	2	
10	GR1002-311000-000	空滤器支架 Air filter stent	1	①
-	GR502-312000-000	空滤器支架 Air filter stent	1	©
11	X700-310003-G00	T 型卡箍 127 T-clamp 127	1	—2014.4.1
-	Q676-127-G00	蜗杆传动式软管环箍 127 Clamp 127	1	2014.4.1—



图 2-3 进气系统  
Fig.2-3 Air intake system

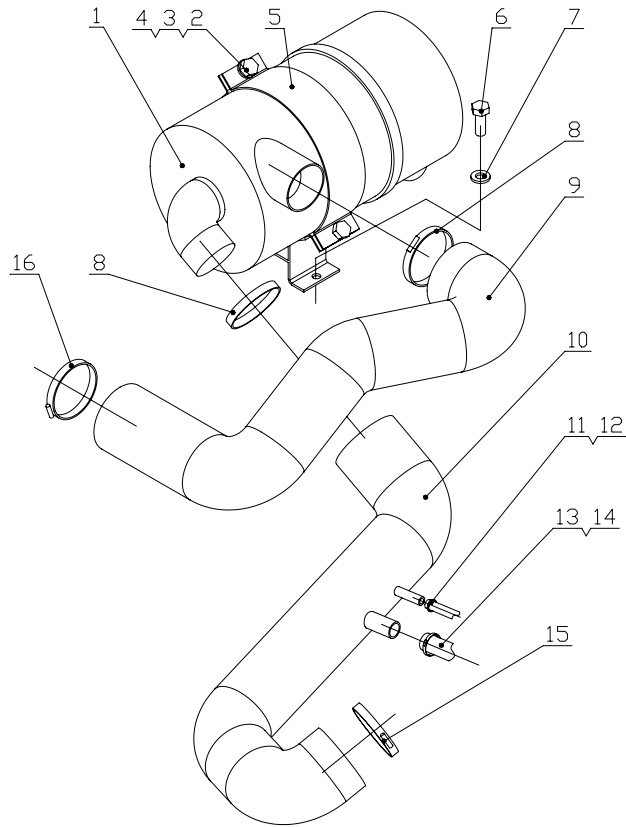
Ⓔ CPCD80/100-RG17 Ⓕ CPCD50/60/70-RG24 Ⓖ CPCD80/100-RG25



序号 Item	物料码 Code No.	名称 Description	数量 Qty	备注或适用车型 Remarks Or Serial No.
1	GR501-311000-001	空气滤清器 Air cleaner	1	
2	G000093-000008-00	垫圈 8 Washer 8	6	
3	G005783-008020-00	螺栓M8×20 Bolt M8×20	6	
4	GR504-310001-000	发动机进气胶管 Air intake pipe	1	Ⓕ
-	GR1005-310001-000	发动机进气胶管 Air intake pipe	1	Ⓔ
-	GR1004-310001-000	发动机进气胶管 Air intake pipe	1	Ⓖ
5	Q676-76-G00	蜗杆传动式胶管环箍 76 Clamp 76	1	Ⓕ
-	Q676-95-G00	蜗杆传动式胶管环箍 95 Clamp 95	1	Ⓔ
-	Q676-114-G00	蜗杆传动式胶管环箍 114 Clamp 114	1	Ⓖ
6	GR504-310002-000	进气胶管 Air intake pipe	1	Ⓕ
-	GR1005-310002-000	进气胶管 Air intake pipe	1	Ⓔ Ⓖ
7	Q676-108-G00	蜗杆传动式胶管环箍 108 Clamp 108	2	
8	Q676-102-G00	蜗杆传动式胶管环箍 102 Clamp 102	1	
9	GR501-310001-000	安装板 Bracket	1	
10	GR1005-310003-000	发动机进气胶管支架 Clamp	1	

图 2-4 进气系统  
Fig.2-4 Air intake system

Ⓚ CPYD50/60/70-RW57 Ⓜ CPYD50/60/70-RW17



序号 Item	物料码 Code No.	名称 Description	数量 Qty	备注或适用车型 Remarks Or Serial No.
1	R453-312000-000	空气滤清器总成 Air cleaner assy	1	
2	G005783-008025-00	螺栓 M8×25 Bolt M8×25	2	
3	G006170-000008-00	螺母M8 Nut M8	2	
4	R453-311000-000	空滤器支架 Air cleaner bracket	1	
5	R453-310002-000	抱箍 Clamp	1	
6	G005783-008020-00	螺栓 M8×20 Bolt M8×20	2	
7	G000093-000008-00	垫圈 8 Washer 8	4	
8	Q676-89-G00	蜗杆传动式软管环箍 89 Clamp 89	2	
9	GR505-310002-000	进气胶管 Air intake pipe	1	
10	GR505-310001-001	发动机进气胶管 Engine air intake pipe	1	
11	R453-310003-W00	真空管 φ 7×2 Pipe φ 7×2	1	
12	Q676-16-G00	蜗杆传动式软管环箍 16 Clamp 16	2	
13	R453-310004-W00	低压气管 φ 16×4 Pipe φ 16×4	1	
14	Q676-27-G00	蜗杆传动式软管环箍 27 Clamp 27	2	
15	Q676-64-G00	蜗杆传动式软管环箍 64 Clamp 64	1	



图 2-5 进气系统  
Fig.2-5 Air intake system

Ⓝ CPCD80/100-RG36

序号 Item	物料码 Code No.	名称 Description	数量 Qty	备注或适用车型 Remarks Or Serial No.
1	GR501-311000-001	空气滤清器 Air cleaner	1	
2	G000093-000008-00	垫圈8 Washer 8	6	
3	G005783-008020-00	螺栓M8×20 Bolt M8×20	6	
4	GR1006-310001-000	发动机进气胶管 Air intake pipe	1	
5	Q676-100-G00	蜗杆传动式胶管环箍100 Clamp 100	3	
6	GR1005-310002-000	进气胶管 Air intake pipe	1	
7	Q676-127-G00	蜗杆传动式胶管环箍127 Clamp 127	1	
8	GR1006-310002-000	抱箍 Clamp	1	
9	GR501-310001-000	安装板 Bracket	1	

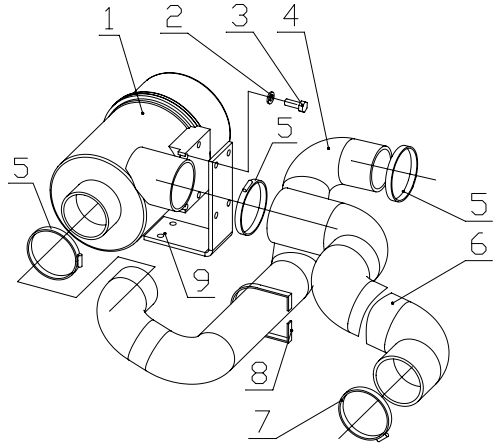


图 2-6 进气系统  
Fig.2-6 Air intake system

© CPCD50/60/70-RW38 ® CPCD50/60/70-RW38B

序号 Item	物料码 Code No.	名称 Description	数量 Qty	备注或适用车型 Remarks Or Serial No.
1	Q676-114-G00	蜗杆传动式软管环箍 114 Clamp 114	1	
2	GR709-310003-G00	T 型卡箍 98 T-clamp 98	1	
3	GR709-310002-000	发动机进气管 Air intake pipe	1	
4	GR709-310004-G00	T 型卡箍 123 T-clamp 123	1	
5	X700-310005-G00	空滤保养指示器 Maintenance and air filter indicator	1	
6	GR502-311000-000	空气滤清器 Air cleaner	1	
6-1	P780522	主滤芯 Main filter	1	
6-2	NO PART NO.	滤清器壳 Filter shell	1	
6-3	P780523	安全滤芯 Safety filter	1	
6-4	NO PART NO.	滤清器盖 Cover	1	
7	GR502-310003-000	抱夹 Clip	2	
8	G005783-008025-00	螺栓 M8×25 Bolt M8×25	4	
9	G000093-000008-00	垫圈 8 Washer 8	6	
10	G006170-000008-00	螺母 M8 Nut M8	4	
11	GR502-312000-000	空滤器支架 Air filter stent	1	

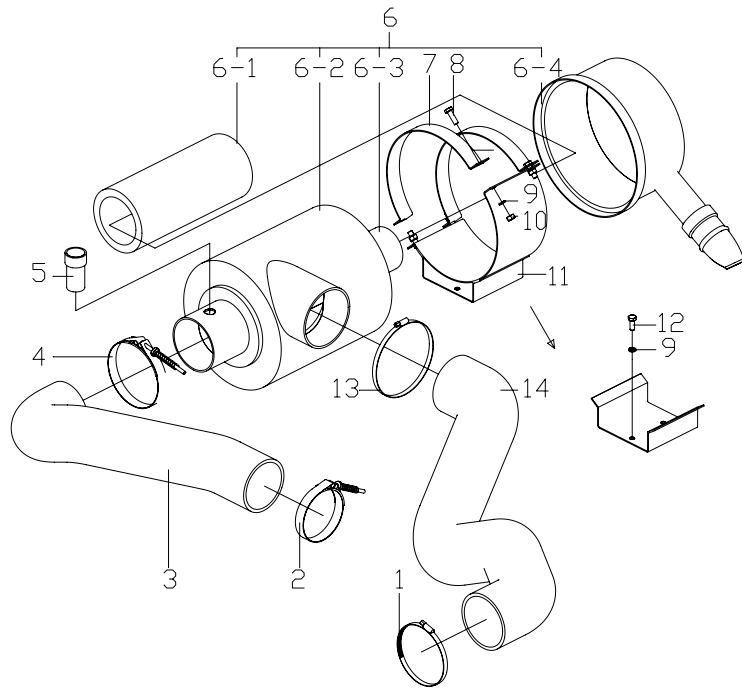
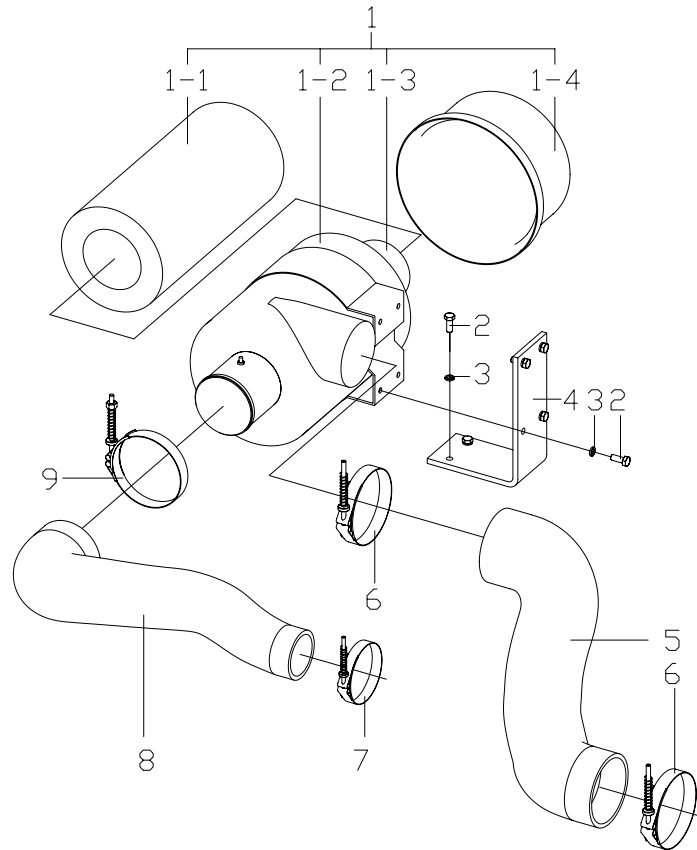






图 2-7 进气系统  
Fig.2-7 Air intake system

Ⓟ CPCD50/60/70-RG41



序号 Item	物料码 Code No.	名称 Description	数量 Qty	备注或适用车型 Remarks Or Serial No.
1	GR501-311000-001	空气滤清器 Air cleaner	1	
1-1	828889	主滤芯 Main filter	1	
1-2	NO PART NO.	滤清器壳 Filter shell	1	
1-3	829333	安全滤芯 Safety filter	1	
1-4	NO PART NO.	滤清器盖 Cover	1	
2	G005783-008020-00	螺栓 M8×20 Bolt M8×20	6	
3	G000093-000008-00	垫圈 8 Washer 8	6	
4	GR501-310001-000	安装板 Bracket	1	
5	GR713-310001-000	进气胶管 Air intake pipe	1	
6	RT500-340005-G00	T形卡箍 109 T-clamp 109	2	
7	GR713-313000-G00	T形抱箍 70 T-clamp 70	1	
8	GR713-310002-000	发动机进气胶管 Air intake pipe	1	
9	GR713-312000-G00	T形抱箍 100 T-clamp 100	1	

图 2-8 进气系统  
Fig.2-8 Air intake system

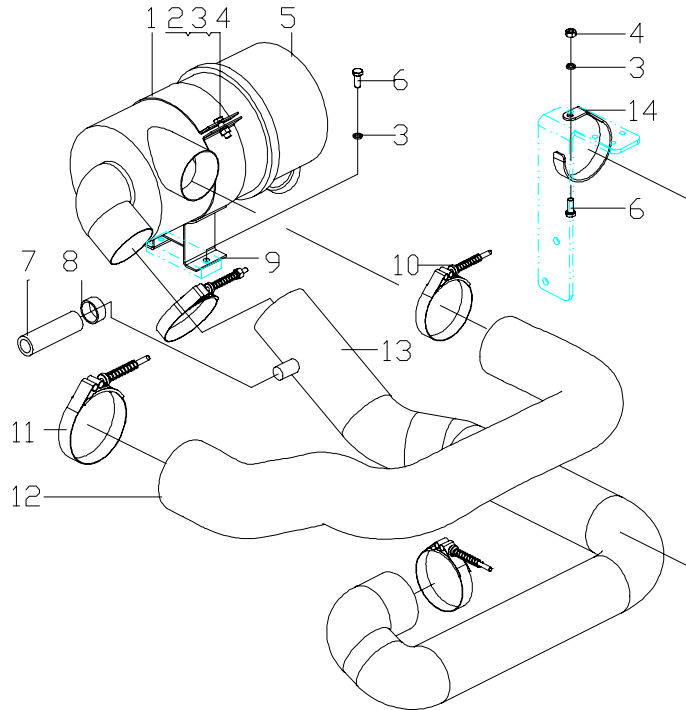
ⓐ CPCD50/60/70-RW41 ⓑ CPCD80/100-RW41

序号 Item	物料码 Code No.	名称 Description	数量 Qty	备注或适用车型 Remarks Or Serial No.
1	Q676-108-G00	蜗杆传动式软管环箍 108 Clamp 108	1	
2	Q676-92-G00	蜗杆传动式软管环箍 92 T-clamp 92	1	
3	GR710-310001-000	发动机进气胶管 Air intake pipe	1	
-	GR1007-310001-000	发动机进气胶管 Air intake pipe	1	
4	Q676-120-G00	蜗杆传动式软管环箍 120 Clamp 120	1	
5	1W613M-G00	空滤保养指示器 Maintenance and air filter indicator	1	
6	GR502-311000-000	空气滤清器 Air cleaner	1	
6-1	P780522	主滤芯 Main filter	1	
6-2	NO PART NO.	滤清器壳 Filter shell	1	
6-3	P780523	安全滤芯 Safety filter	1	
6-4	NO PART NO.	滤清器盖 Cover	1	
7	GR502-310003-000	抱夹 Clip	2	
8	G005783-008025-00	螺栓 M8×25 Bolt M8×25	4	
9	G000093-000008-00	垫圈 8 Washer 8	6	
10	G006170-000008-00	螺母 M8 Nut M8	6	



图 2-9 进气系统  
Fig.2-9 Air intake system

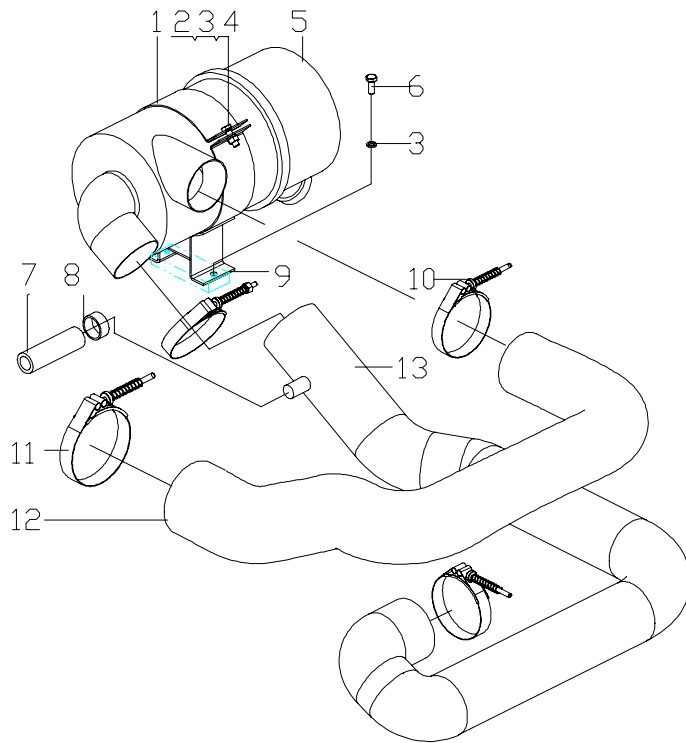
© CPQYD50/60/70-RW57



序号 Item	物料码 Code No.	名称 Description	数量 Qty	备注或适用车型 Remarks Or Serial No.
1	R453-310002-000	抱箍 Clamp	1	
2	G005783-008025-00	螺栓 M8×25 Bolt M8×25	2	
3	G000093-000008-00	垫圈 8 Washer 8	5	
4	G006170-000008-00	螺母 M8 Nut M8	3	
5	R453-312000-000	空气滤清器总成 Air cleaner assy	1	
6	G005783-008020-00	螺栓 M8×20 Bolt M8×20	3	
7	GR512-310003-W00	低压气管 φ16×4 Pipe φ16×4	1	
8	Q676-27-G00	蜗杆传动式软管环箍 27 Clamp 27	2	
9	R453-311000-000	空滤器支架 Air cleaner bracket	1	
10	GR802-330008-G00	T型卡箍 92 T-clamp 92	3	
11	RT500-340005-G00	T型卡箍 109 T-clamp 109	1	
12	GR512-310002-001	空滤器进气管 Air intake pipe	1	
13	GR512-310001-001	发动机进气管 Engine air intake pipe	1	
14	GR515-310002-000	发动机进气胶管支架 Bracket	1	

图 2-10 进气系统  
Fig.2-10 Air intake system

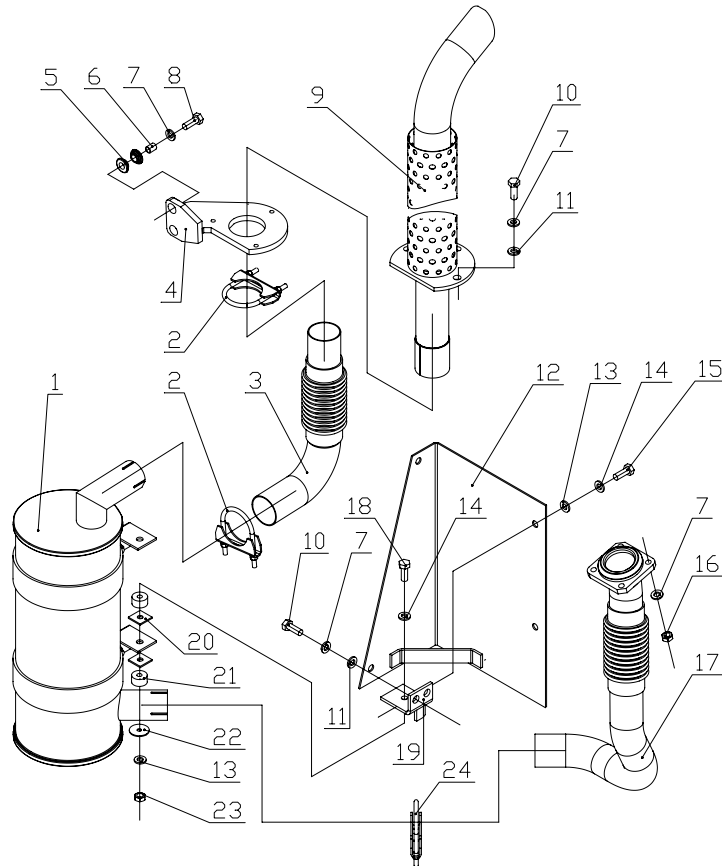
Ⓟ CPCD50/60/70-RW24



序号 Item	物料码 Code No.	名称 Description	数量 Qty	备注或适用车型 Remarks Or Serial No.
1	R453-310002-000	抱箍 Clamp	1	
2	G005783-008025-00	螺栓 M8×25 Bolt M8×25	2	
3	G000093-000008-00	垫圈 8 Washer 8	4	
4	G006170-000008-00	螺母 M8 Nut M8	2	
5	R453-312000-000	空气滤清器总成 Air cleaner assy	1	
6	G005783-008020-00	螺栓 M8×20 Bolt M8×20	2	
7	GR512-310003-W00	低压气管 φ 16×4 Pipe φ 16×4	1	
8	Q676-27-G00	蜗杆传动式软管环箍 27 Clamp 27	2	
9	R453-311000-000	空滤器支架 Air cleaner bracket	1	
10	GR802-330008-G00	T 型卡箍 92 T- clamp 92	3	
11	RT500-340005-G00	T 型卡箍 109 T- clamp 109	1	
12	GR512-310002-000	空滤器进气管 Air intake pipe	1	
13	GR512-310001-000	发动机进气管 Engine air intake pipe	1	

图 3-1 排气系统  
Fig.3-1 Exhaust system

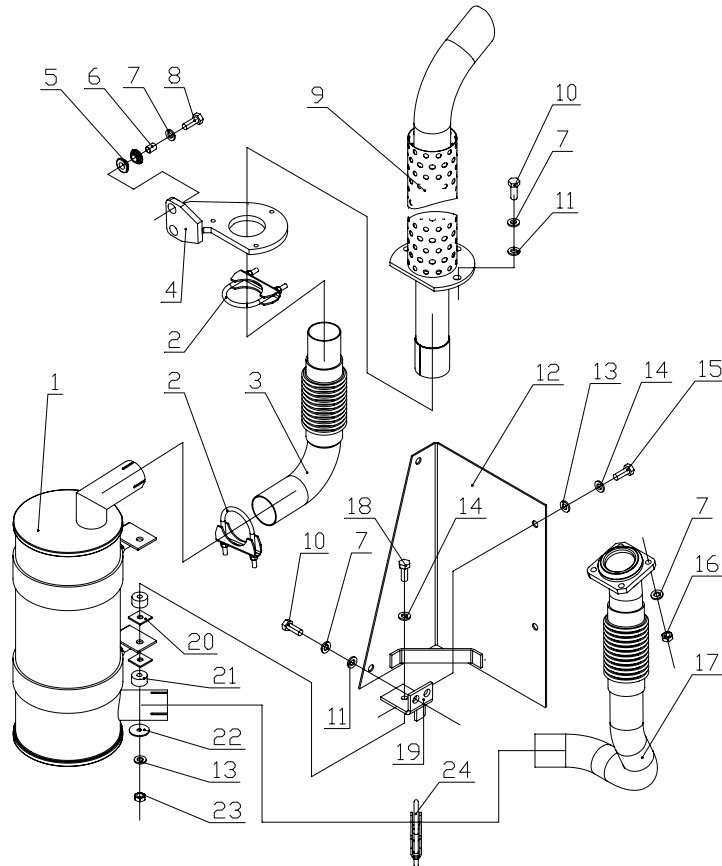
Ⓐ CPCD50/60/70-RG16   Ⓒ CPCD50/60/70-RW14   Ⓓ CPCD50/60/70-RW14B   Ⓥ CPCD50/60/70-RG16-J



序号 Item	物料码 Code No.	名称 Description	数量 Qty	备注或适用车型 Remarks Or Serial No.
1	GR501-324000-001	消声器总成 Muffler assy	1	Ⓐ
-	GR503-323000-000	消声器总成 Muffler assy	1	Ⓒ Ⓓ
2	GR503-324000-000	抱箍 Clamp	2	Ⓐ
-	GR503-324000-000	抱箍 Clamp	3	Ⓒ Ⓓ
3	GR503-320100-000	排气尾管 Exhaust pipe	1	
4	GR501-325000-000	安装支座 Support	1	
5	R453-320001-000	减振垫 Ringlike dampener	4	
6	R453-320002-000	套管 Pipe	2	
7	G000093-000010-00	垫圈 10 Washer 10	11	
8	G005783-010035-00	螺栓 M10×35 Bolt M10×35	2	
9	GR501-322000-001	高位排气管 Exhaust pipe	1	
10	G005783-010025-00	螺栓 M10×25 Bolt M10×25	7	
11	G000096-000010-00	垫圈 10 Washer 10	9	
12	GR501-323000-000	遮板 Plate	1	
13	G000096-000008-00	垫圈 8 Washer 8	7	

图 3-1 排气系统  
Fig.3-1 Exhaust system

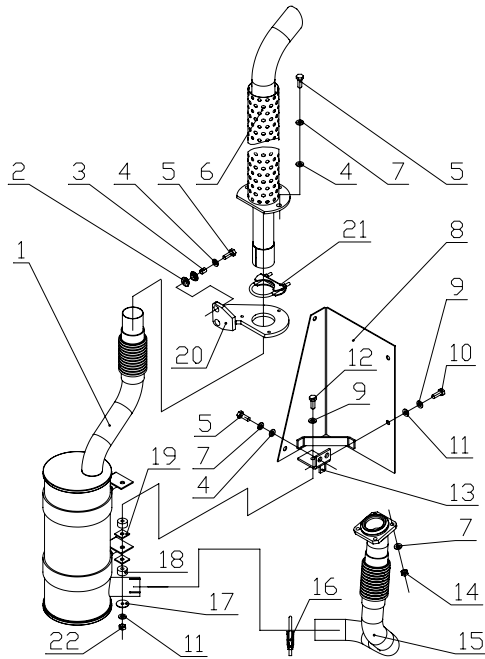
Ⓐ CPCD50/60/70-RG16    Ⓒ CPCD50/60/70-RW14    Ⓓ CPCD50/60/70-RW14B    Ⓥ CPCD50/60/70-RG16-J



序号 Item	物料码 Code No.	名称 Description	数量 Qty	备注或适用车型 Remarks Or Serial No.
14	G000093-000008-00	垫圈 8 Washer 8	6	
15	G005783-008020-00	螺栓 M8×20 Bolt M8×20	4	
16	G006171-000010-01	螺母 M10×1.25 Nut M10×1.25	4	
17	GR501-321000-000	排气管 Exhaust pipe	1	Ⓐ
-	GR503-321000-000	排气管 Exhaust pipe	1	Ⓒ
-	GR508-321000-000	排气管 Exhaust pipe	1	Ⓓ
18	G005782-008060-00	螺栓 M8×60 Bolt M8×60	2	
19	50W-324000	支架 Support	2	
20	50W-320003	垫片 Shim	2	
21	50W-320002	橡胶垫 Rubber shim	4	
22	50W-320001	垫圈 Washer	4	
23	G006170-000008-00	螺母 M8 Nut M8	2	
24	GR501-326000-000	抱箍 Clamp	1	Ⓐ

图 3-2 排气系统  
Fig.3-2 Exhaust system

CPCD80-RG16 CPCD80-RW14

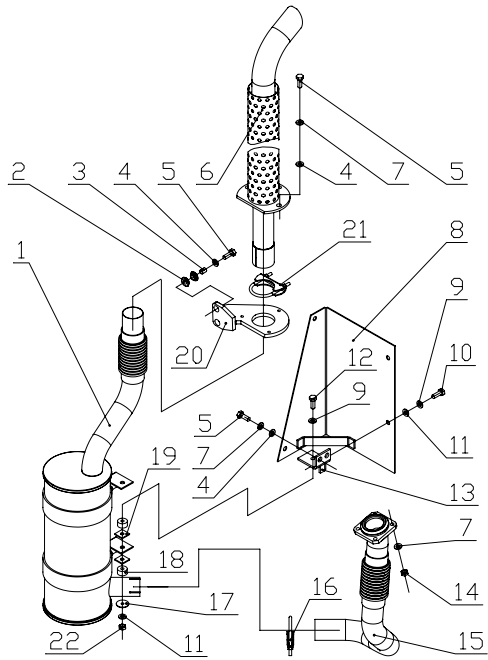


序号 Item	物料码 Code No.	名称 Description	数量 Qty	备注或适用车型 Remarks Or Serial No.
1	GR801-322000-000	消声器总成 Muffler assy	1	CPCD80-RG16
-	GR803-322000-000	消声器总成 Muffler assy	1	CPCD80-RW14
2	R453-320001-000	减振垫 Ringlike dampener	4	
3	R453-320002-000	套管 Pipe	2	
4	G000096-000010-00	垫圈 10 Washer 10	9	
5	G005783-010025-00	螺栓 M10×25 Bolt M10×25	9	
6	GR803-323000-000	高位排气管 Exhaust pipe	1	
7	G000093-000010-00	垫圈 10 Washer 10	11	
8	80DH-323000	遮板 Plate	1	
9	G000093-000008-00	垫圈 8 Washer 8	6	
10	G005783-008020-00	螺栓 M8×20 Bolt M8×20	4	
11	G000096-000008-00	垫圈 8 Washer 8	6	
12	G005782-008060-00	螺栓 M8×60 Bolt M8×60	2	
13	50W-324000	支架 Support	2	
14	G006171-000010-01	螺母 M10×1.25 Nut M10×1.25	4	



图 3-2 排气系统  
Fig.3-2 Exhaust system

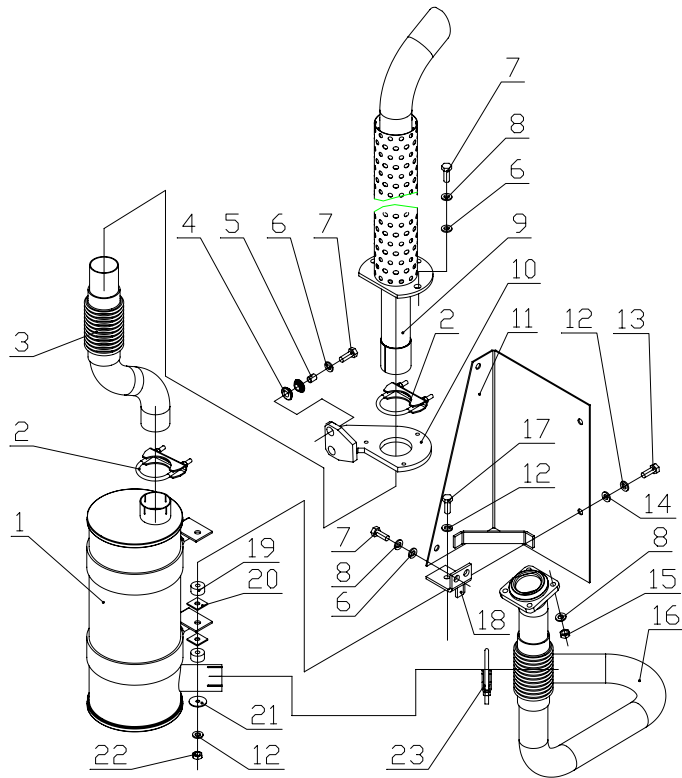
CPCD80-RG16 CPCD80-RW14



序号 Item	物料码 Code No.	名称 Description	数量 Qty	备注或适用车型 Remarks Or Serial No.
15	80DH-321000	排气管 Exhaust pipe	1	CPCD80-RG16
-	GR803-321000-000	排气管 Exhaust pipe	1	CPCD80-RW14
16	GR501-326000-000	抱箍 Clamp	1	CPCD80-RG16
-	GR503-324000-000	抱箍 Clamp	1	CPCD80-RW14
17	50W-320001	垫圈 Washer	2	
18	50W-320002	橡胶垫 Rubber shim	4	
19	50W-320003	垫片 Shim	4	
20	GR1002-320003-000	安装支座 Support	1	
21	GR503-324000-000	抱箍 Clamp	1	CPCD80-RW14
22	G006170-000008-00	螺母 M8 Nut M8	2	

图 3-3 排气系统  
Fig.3-3 Exhaust system

CPCD100-RG16 CPCD100-RW14

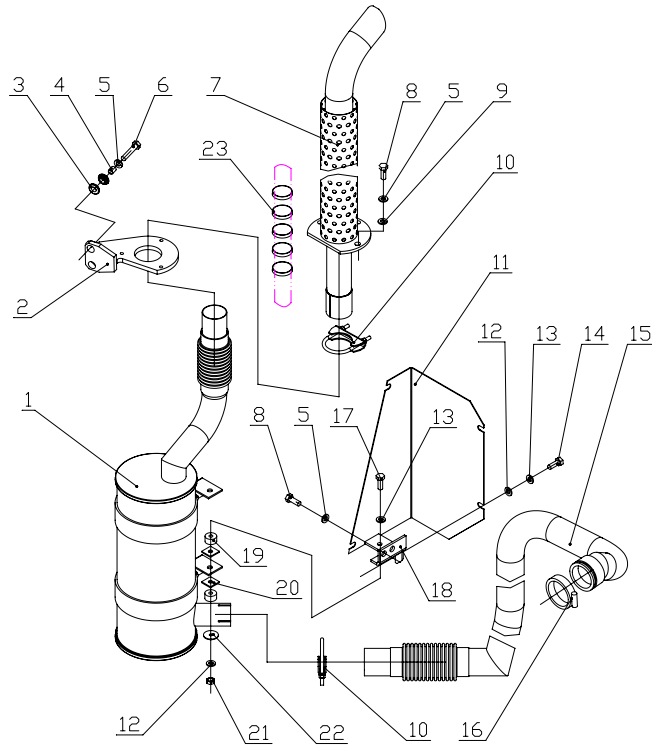


序号 Item	物料码 Code No.	名称 Description	数量 Qty	备注或适用车型 Remarks Or Serial No.
1	GR1001-322000-000	消声器总成 Muffler assy	1	
-	GR1003-322000-000	消声器总成 Muffler assy	1	
2	GR503-324000-000	抱箍 Clamp	2	CPCD100-RG16
3	GR1003-320100-000	排气尾管 Exhaust pipe	1	
4	R453-320001-000	减振垫 Ringlike dampener	4	
5	R453-320002-000	套管 Pipe	2	
6	G000096-000010-00	垫圈 10 Washer 10	9	
7	G005783-010025-00	螺栓 M10×25 Bolt M10×25	9	
8	G000093-000010-00	垫圈 10 Washer 10	11	
9	GR803-323000-000	高位排气管 Exhaust pipe	1	
10	GR1002-320003-000	安装支座 Support	1	
11	80DH-323000	遮板 Plate	1	
12	G000093-000008-00	垫圈 8 Washer 8	6	
13	G005783-008020-00	螺栓 M8×20 Bolt M8×20	4	
14	G000096-000008-00	垫圈 8 Washer 8	6	



图 3-4 排气系统  
Fig.3-4 Exhaust system

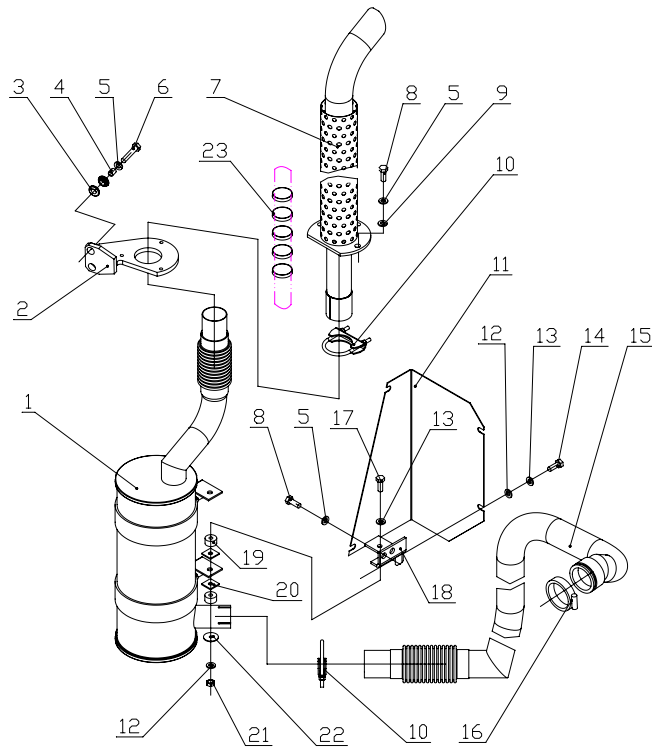
© CPCD50/60/70-RW28



序号 Item	物料码 Code No.	名称 Description	数量 Qty	备注或适用车型 Remarks Or Serial No.
1	GR502-324000-000	消声器总成 Muffler assy	1	
2	GR501-325000-000	安装支座 Support	1	
3	R453-320001-000	减振垫 Ringlike dampener	4	
4	R453-320002-000	套管 Pipe	2	
5	G000096-000010-00	垫圈 10 Washer 10	9	
6	G005783-010035-00	螺栓 M10×35 Bolt M10×35	2	
7	GR502-322000-000	高位排气管 Exhaust pipe	1	
8	G005783-010025-00	螺栓 M10×25 Bolt M10×25	7	
9	G000093-000010-00	垫圈 10 Washer 10	7	
10	GR502-323000-000	抱箍 Clamp	2	
11	GR502-320003-000	遮板 Plate	1	
12	G000096-000008-00	垫圈 8 Washer 8	6	
13	G000093-000008-00	垫圈 8 Washer 8	6	
14	G005783-008020-00	螺栓 M8×20 Bolt M8×20	4	
15	GR502-321000-001	排气管 Exhaust pipe	1	

图 3-4 排气系统  
Fig.3-4 Exhaust system

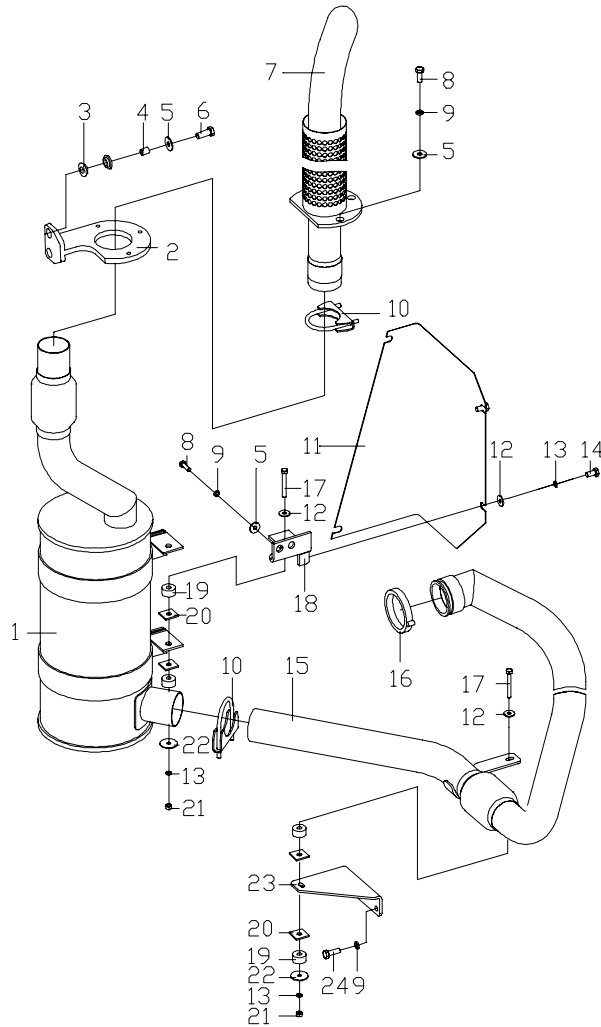
© CPCD50/60/70-RW28



序号 Item	物料码 Code No.	名称 Description	数量 Qty	备注或适用车型 Remarks Or Serial No.
16	XS9244-G00	卡箍 Hoop	1	
17	G005782-008060-00	螺栓 M8×60 Bolt M8×60	2	
18	GR502-325000-000	支架 Support	2	
19	50W-320002	橡胶垫 Rubber shim	4	
20	50W-320003	垫片 Shim	4	
21	G006170-000008-00	螺母 M8 Nut M8	2	
22	50W-320001	垫圈 Washer	2	
23	GR502-320004-000	抱箍 Clamp	5	

图 3-5 排气系统  
Fig.3-5 Exhaust system

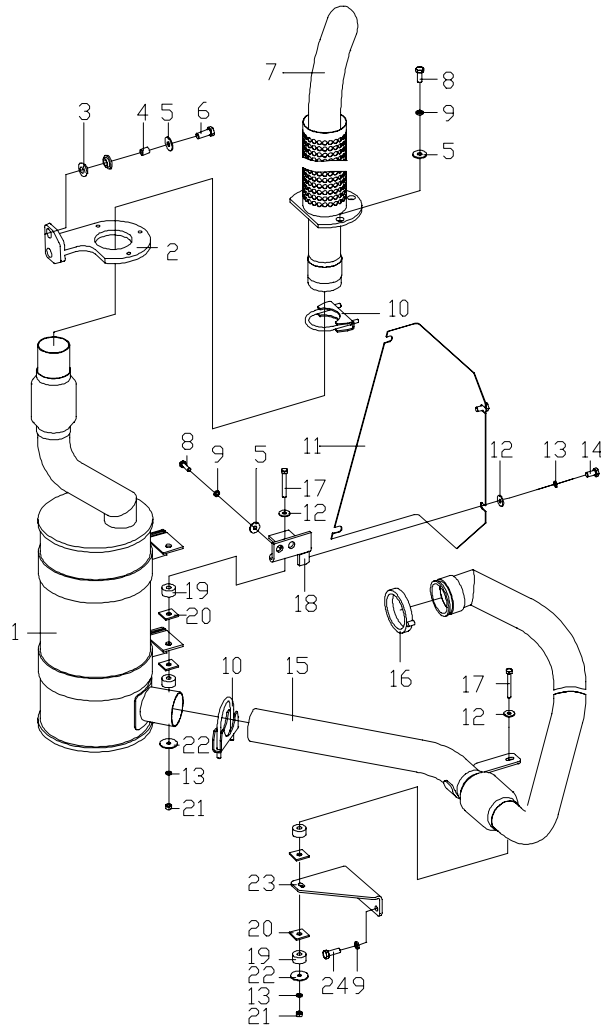
Ⓒ CPCD80/100-RW28



序号 Item	物料码 Code No.	名称 Description	数量 Qty	备注或适用车型 Remarks Or Serial No.
1	GR1002-322000-000	消声器总成 Muffler assy	1	
-	GR802-322000-000	消声器总成 Muffler assy	1	
2	GR1002-320002-000	安装支座 Support	1	
3	R453-320001-000	减振垫 Ringlike dampener	4	
4	R453-320002-000	套管 Pipe	2	
5	G000096-000010-00	垫圈 10 Washer 10	11	
6	G005783-010035-00	螺栓 M10×35 Bolt M10×35	2	
7	GR1002-323000-000	高位排气管 Exhaust pipe	1	
8	G005783-010025-00	螺栓 M10×25 Bolt M10×25	7	
9	G000093-000010-00	垫圈 10 Washer 10	9	
10	GR502-323000-000	抱箍 Clamp	2	
11	GR1002-320001-000	遮板 Plate	1	
12	G000096-000008-00	垫圈 8 Washer 8	7	
13	G000093-000008-00	垫圈 8 Washer 8	7	
14	G005783-008020-00	螺栓 M8×20 Bolt M8×20	4	

图 3-5 排气系统  
Fig.3-5 Exhaust system

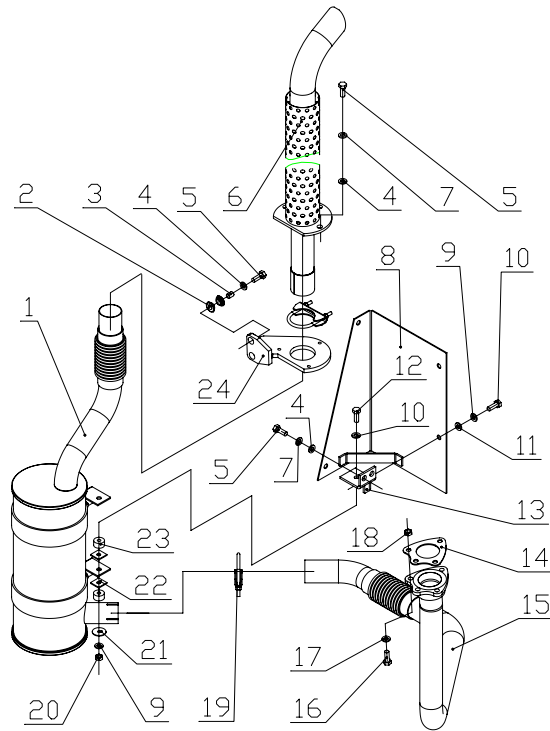
Ⓒ CPCD80/100-RW28



序号 Item	物料码 Code No.	名称 Description	数量 Qty	备注或适用车型 Remarks Or Serial No.
15	GR802-321000-001	排气管 Exhaust pipe	1	CPCD80-RW28 —2014.01.01
-	GR802-321000-002	排气管 Exhaust pipe	1	CPCD80-RW28 2014.01.01—
-	GR1002-321000-001	排气管 Exhaust pipe	1	CPCD100-RW28 —2014.01.01
-	GR1002-321000-002	排气管 Exhaust pipe	1	CPCD100-RW28 2014.01.01—
16	XS9244-G00	卡箍 Clamp	1	
17	G005782-008065-00	螺栓 M8×65 Bolt M8×65	3	
18	GR502-325000-000	支架 Support	2	
19	50W-320002	橡胶垫 Rubber shim	6	
20	50W-320003	垫片 Shim	7	
21	50W-320001	垫圈 Washer	3	
22	G006170-000008-00	螺母 M8 Nut M8	3	
23	GR1002-320003-000	托架 Support	1	—2014.01.01
-	GR1002-320003-001	托架 Support	1	2014.01.01—
24	G005783-010030-00	螺栓 M10×30 Bolt M10×30		

图 3-6 排气系统  
Fig.3-6 Exhaust system

CPCD80-RG17

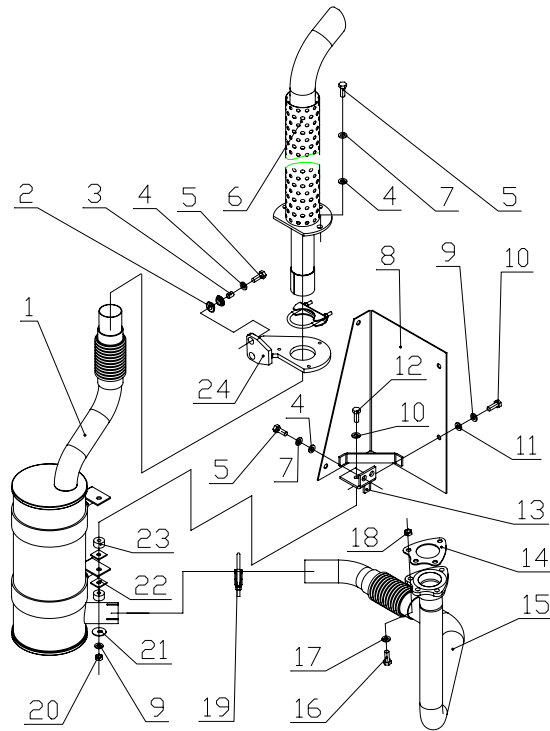


序号 Item	物料码 Code No.	名称 Description	数量 Qty	备注或适用车型 Remarks Or Serial No.
1	GR803-322000-000	消声器总成 Muffler assy	1	
2	R453-320001-000	减振垫 Ringlike dampener	4	
3	R453-320002-000	套管 Pipe	2	
4	G000096-000010-00	垫圈 10 Washer 10	9	
5	G005783-010025-00	螺栓 M10x25 Bolt M10x25	9	
6	GR803-323000-000	高位排气管 Exhaust pipe	1	
7	G000093-000010-00	垫圈 10 Washer 10	11	
8	80DH-323000	遮板 Plate	1	
9	G000093-000008-00	垫圈 8 Washer 8	7	
10	G005783-008020-00	螺栓 M8x20 Bolt M8x20	4	
11	G000096-000008-00	垫圈 8 Washer 8	6	
12	G005782-008060-00	螺栓 M8x60 Bolt M8x60	2	
13	50W-324000	支架 Support	2	
14	100DHB-320001	垫片 Shim	1	
15	GR805-321000-000	排气管 Exhaust pipe	1	



图 3-6 排气系统  
Fig.3-6 Exhaust system

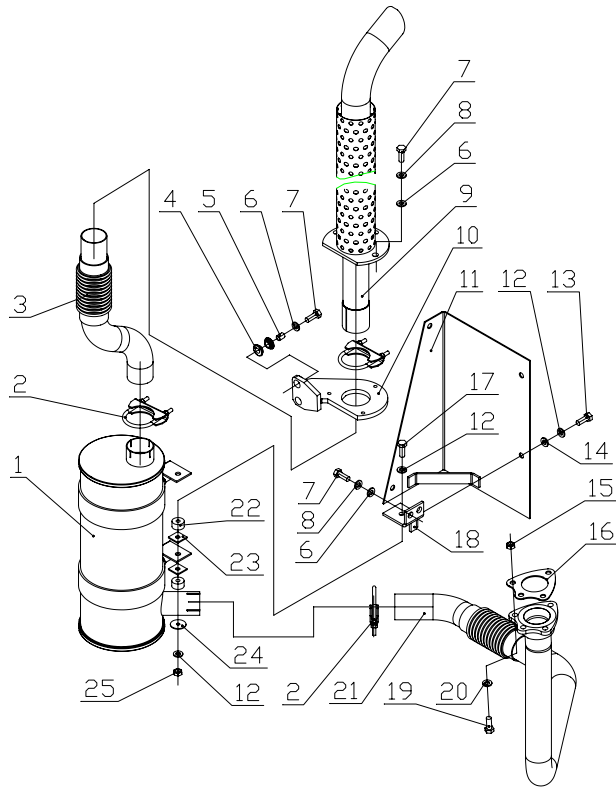
CPCD80-RG17



序号 Item	物料码 Code No.	名称 Description	数量 Qty	备注或适用车型 Remarks Or Serial No.
16	G005783-012050-00	螺栓 M12x50 Bolt M12x50	3	
17	G000093-000012-00	垫圈 12 Washer 12	3	
18	G006170-000012-00	螺母 M12 Nut M12	3	
19	GR503-324000-000	抱箍 Clamp	3	
20	G006170-000008-00	螺母 M8 Nut M8	2	
21	50W-320001	垫圈 Washer	1	
22	50W-320003	垫片 Shim	2	
23	50W-320002	橡胶垫 Rubber shim	2	
24	GR1002-320003-000	安装支座 Support	1	

图 3-7 排气系统  
Fig.3-7 Exhaust system

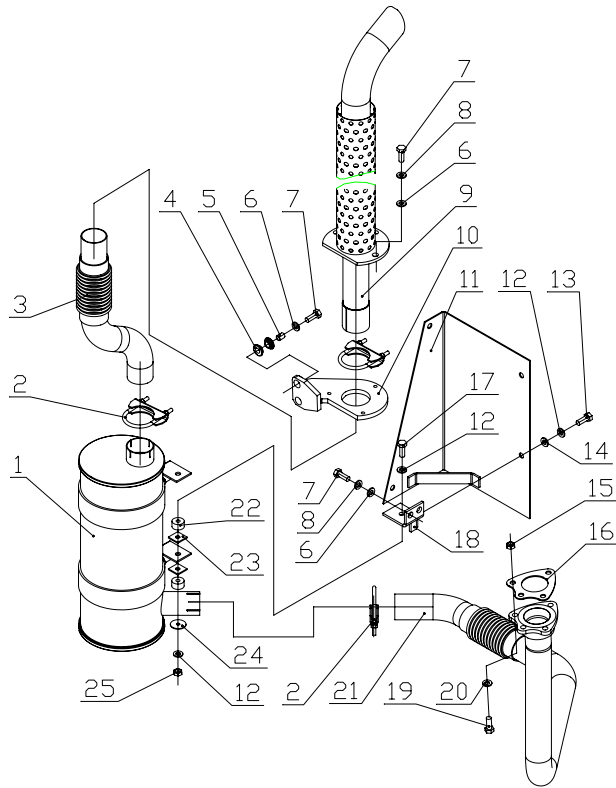
CPCD100-RG17



序号 Item	物料码 Code No.	名称 Description	数量 Qty	备注或适用车型 Remarks Or Serial No.
1	GR1003-322000-000	消声器总成 Muffler assy	1	
2	GR503-324000-000	抱箍 Clamp	3	
3	GR1003-320100-000	排气尾管 Exhaust pipe	1	
4	R453-320001-000	减振垫 Ringlike dampener	4	
5	R453-320002-000	套管 Pipe	2	
6	G000096-000010-00	垫圈 10 Washer 10	9	
7	G005783-010025-00	螺栓 M10×25 Bolt M10×25	9	
8	G000093-000010-00	垫圈 10 Washer 10	11	
9	GR803-323000-000	高位排气管 Exhaust pipe	1	
10	GR1002-320003-000	安装支座 Support	1	
11	80DH-323000	遮板 Plate	1	
12	G000093-000008-00	垫圈 8 Washer 8	7	
13	G005783-008020-00	螺栓 M8×20 Bolt M8×20	4	
14	G000096-000008-00	垫圈 8 Washer 8	6	
15	G006170-000012-00	螺母 M12 Nut M12	3	

图 3-7 排气系统  
Fig.3-7 Exhaust system

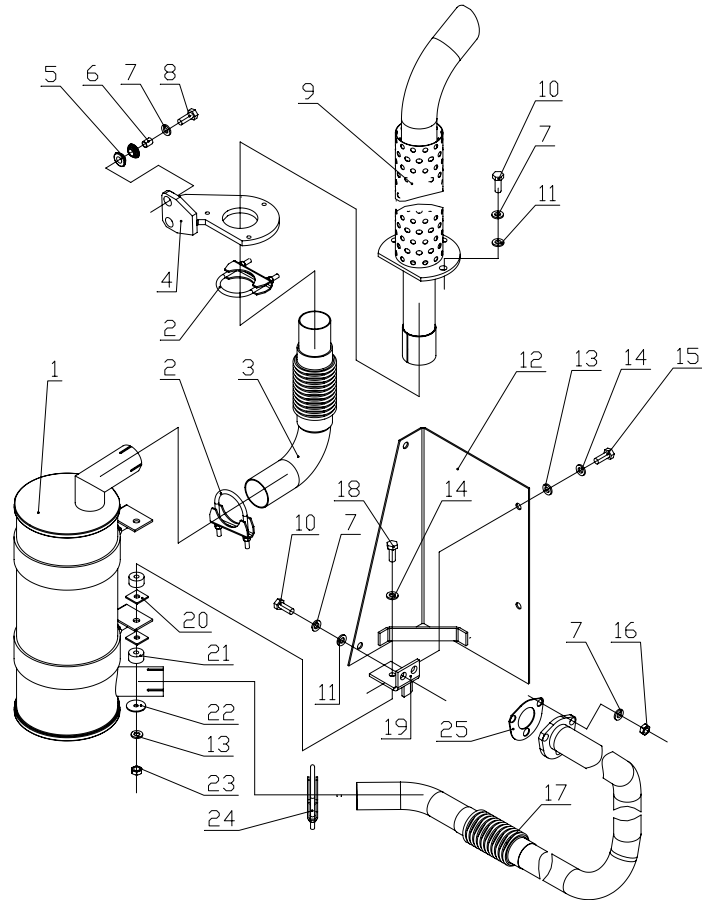
CPCD100-RG17



序号 Item	物料码 Code No.	名称 Description	数量 Qty	备注或适用车型 Remarks Or Serial No.
16	100DHB-320001	垫片 Gasket	1	
17	G005782-008060-00	螺栓 M8x60 Bolt M8x60	2	
18	50W-324000	支架 Support	2	
19	G005783-012050-00	螺栓 M12x50 Bolt M12x50	3	
20	G000093-000012-00	垫圈 12 Washer 12	3	
21	GR1005-321000-000	排气管 Exhaust pipe	1	
22	50W-320002	橡胶垫 Rubber shim	4	
23	50W-320003	垫片 Shim	4	
24	50W-320001	垫圈 Washer	2	
25	G006170-000008-00	螺母 M8 Nut M8	2	

图 3-8 排气系统  
Fig.3-8 Exhaust system

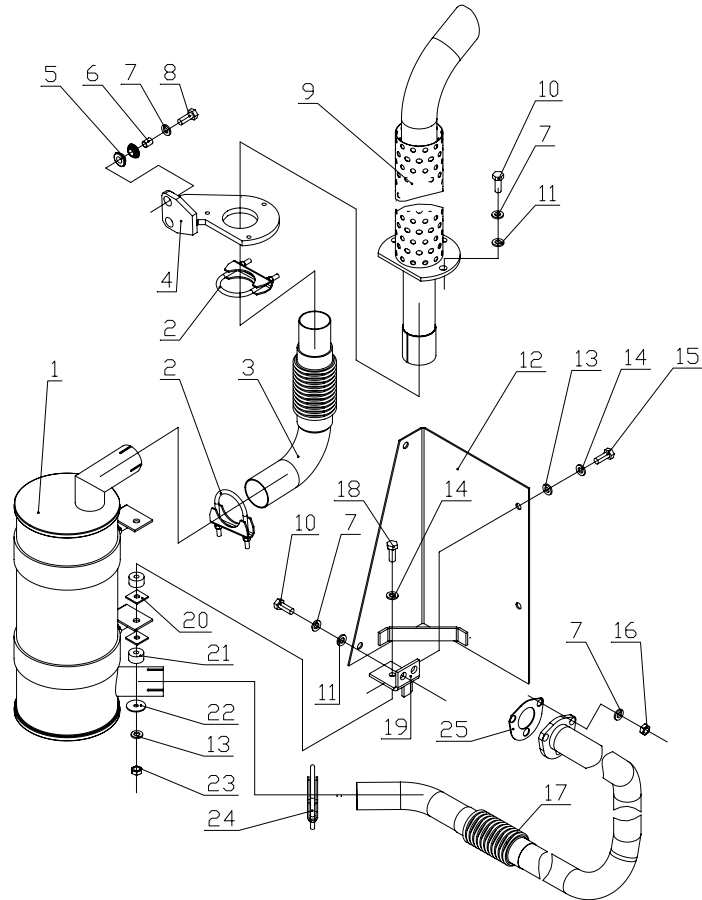
Ⓔ CPCD50/60/70-RG24



序号 Item	物料码 Code No.	名称 Description	数量 Qty	备注或适用车型 Remarks Or Serial No.
1	GR501-324000-001	消声器总成 Muffler assy	1	
2	GR503-324000-000	抱箍 Clamp	2	
3	GR503-320100-000	排气尾管 Exhaust pipe	1	
4	GR501-325000-000	安装支座 Support	1	
5	R453-320001-000	减振垫 Ringlike dampener	1	
6	R453-320002-000	套管 Pipe	2	
7	G000093-000010-00	垫圈 10 Washer 10	4	
8	G005783-010035-00	螺栓 M10×35 Bolt M10×35	2	
9	GR501-322000-001	高位排气管 Exhaust pipe	1	
10	G005783-010025-00	螺栓 M10×25 Bolt M10×25	7	
11	G000096-000010-00	垫圈 10 Washer 10	9	
12	GR501-323000-000	遮板 Plate	7	
13	G000096-000008-00	垫圈 8 Washer 8	7	
14	G000093-000008-00	垫圈 8 Washer 8	6	
15	G005783-008020-00	螺栓 M8×20 Bolt M8×20	4	

图 3-8 排气系统  
Fig.3-8 Exhaust system

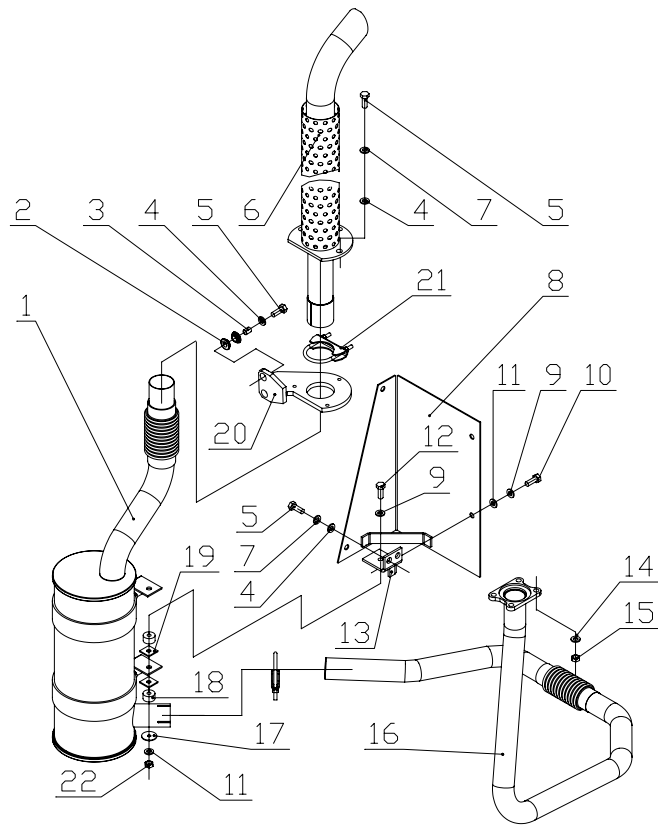
Ⓔ CPCD50/60/70-RG24



序号 Item	物料码 Code No.	名称 Description	数量 Qty	备注或适用车型 Remarks Or Serial No.
16	G006171-000010-01	螺母 M10 Nut M10	3	
17	GR504-321000-000	排气管 Exhaust pipe	1	
18	G005782-008060-00	螺栓 M8x60 Bolt M8x60	2	
19	50W-324000	支架 Support	2	
20	50W-320003	垫片 Shim	3	
21	50W-320002	橡胶垫 Rubber shim	6	
22	50W-320001	垫圈 Washer	6	
23	G006170-000008-00	螺母 M8 Nut M8	2	
24	GR501-326000-000	抱箍 Clamp	1	
25	50CDA-320001	垫片 Shim	1	

图 3-9 排气系统  
Fig.3-9 Exhaust system

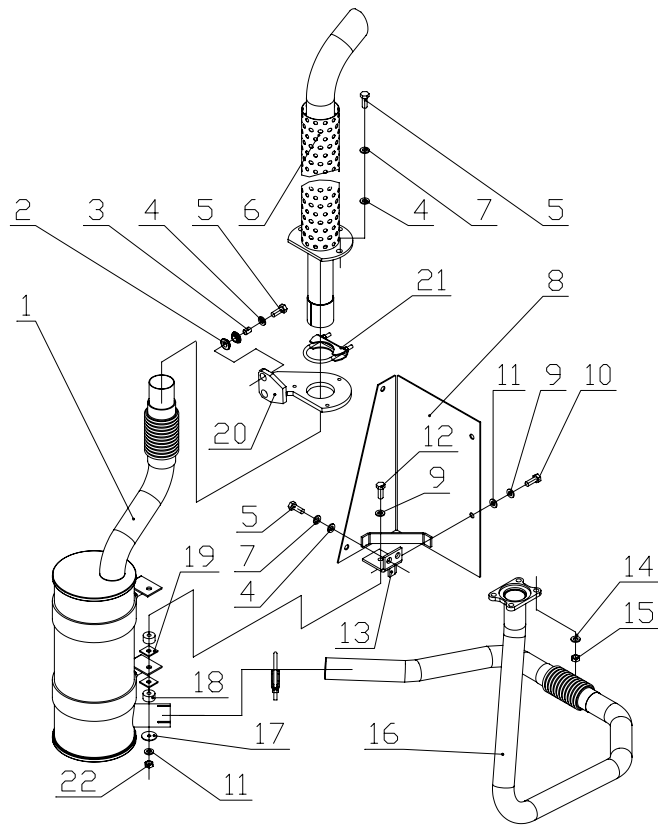
CPCD80-RG25



序号 Item	物料码 Code No.	名称 Description	数量 Qty	备注或适用车型 Remarks Or Serial No.
1	GR803-322000-000	消声器总成 Muffler assy	1	
2	R453-320001-000	减振垫 Ringlike dampener	4	
3	R453-320002-000	套管 Pipe	2	
4	G000096-000010-00	垫圈 10 Washer 10	9	
5	G005783-010025-00	螺栓 M10x25 Bolt M10x25	9	
6	GR803-323000-000	高位排气管 Exhaust pipe	1	
7	G000093-000010-00	垫圈 10 Washer 10	11	
8	80DH-323000	遮板 Plate	1	
9	G000093-000008-00	垫圈 8 Washer 8	7	
10	G005783-008020-00	螺栓 M8x20 Bolt M8x20	4	
11	G000096-000008-00	垫圈 8 Washer	6	
12	G005782-008060-00	螺栓 M8x60 Bolt M8x60	2	
13	50W-324000	支架 Support	2	
14	G000096-000012-00	垫圈 12 Washer 12	4	
15	G006170-000012-00	螺母 M12 Nut M12	4	

图 3-9 排气系统  
Fig.3-9 Exhaust system

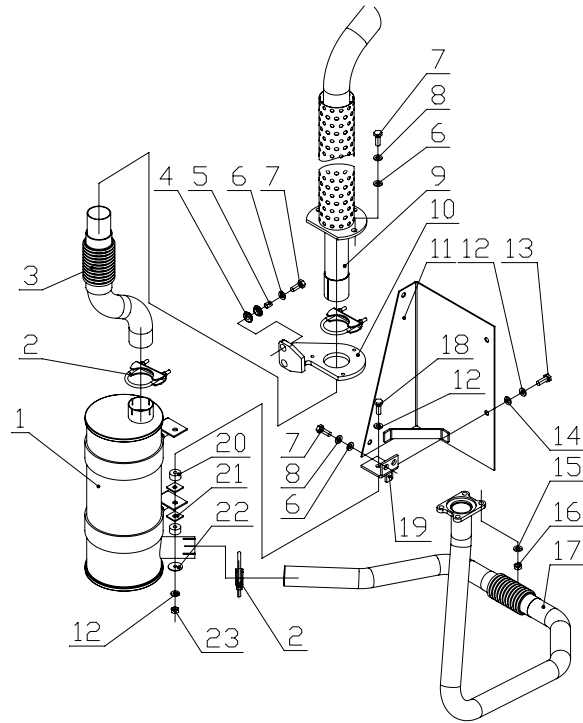
CPCD80-RG25



序号 Item	物料码 Code No.	名称 Description	数量 Qty	备注或适用车型 Remarks Or Serial No.
16	GR804-321000-000	排气管 Exhaust pipe	1	
17	50W-320001	垫圈 Washer	4	
18	50W-320002	橡胶垫 Rubber shim	4	
19	50W-320003	垫片 Shim	2	
20	GR1002-320003-000	安装支座 Support	1	
21	GR503-324000-000	抱箍 Clamp	2	
22	G006170-000008-00	螺母 M8 Nut M8	2	

图 3-10 排气系统  
Fig.3-10 Exhaust system

CPCD100-RG25

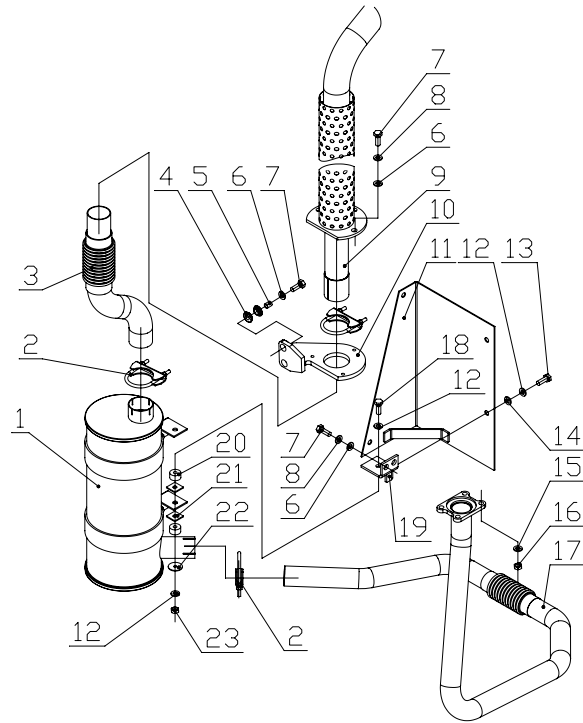


序号 Item	物料码 Code No.	名称 Description	数量 Qty	备注或适用车型 Remarks Or Serial No.
1	GR1003-322000-000	消声器总成 Muffler assy	1	
2	GR503-324000-000	抱箍 Clamp	3	
3	GR1003-320100-000	排气尾管 Exhaust pipe	1	
4	R453-320001-000	减振垫 Ringlike dampener	4	
5	R453-320002-000	套管 Pipe	2	
6	G000096-000010-00	垫圈 10 Washer 10	9	
7	G005783-010025-00	螺栓 M10×25 Bolt M10×25	9	
8	G000093-000010-00	垫圈 10 Washer 10	11	
9	GR803-323000-000	高位排气管 Exhaust pipe	1	
10	GR1002-320003-000	安装支座 Support	1	
11	80DH-323000	遮板 Plate	1	
12	G000093-000008-00	垫圈 8 Washer 8	7	
13	G005783-008020-00	螺栓 M8×20 Bolt M8×20	4	
14	G000096-000008-00	垫圈 8 Washer 8	6	
15	G000093-000012-00	垫圈 12 Washer 12	4	



图 3-10 排气系统  
Fig.3-10 Exhaust system

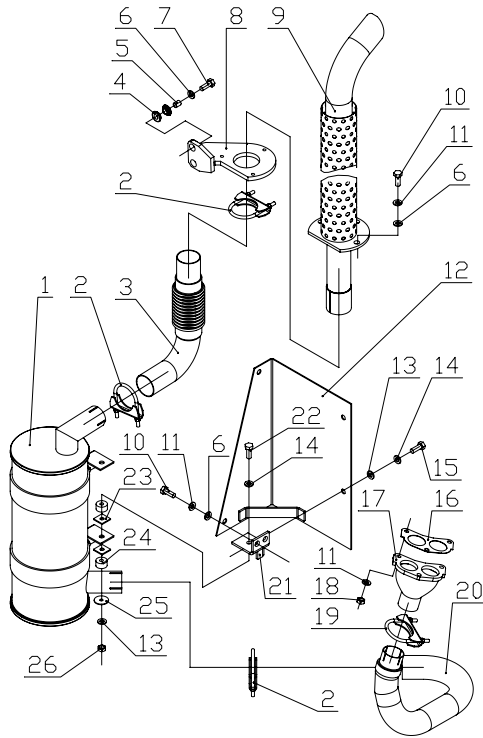
CPCD100-RG25



序号 Item	物料码 Code No.	名称 Description	数量 Qty	备注或适用车型 Remarks Or Serial No.
16	G006170-000012-00	螺母 M12 Nut M12	4	
17	GR1003-321000-000	排气管 Exhaust pipe	1	
18	G005782-008060-00	螺栓 M8x60 Bolt M8x60	2	
19	50W-324000	支架 Support	2	
20	50W-320002	橡胶垫 Rubber shim	4	
21	50W-320003	垫片 Shim	4	
22	50W-320001	垫圈 Washer	2	
23	G006170-000008-00	螺母 M8 Nut M8	2	

图 3-11 排气系统  
Fig.3-11 Exhaust system

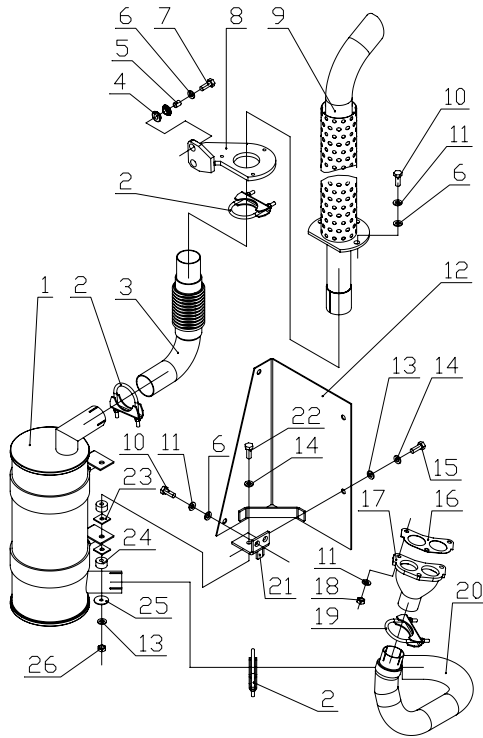
Ⓧ CPCD50/60/70-RW19A



序号 Item	物料码 Code No.	名称 Description	数量 Qty	备注或适用车型 Remarks Or Serial No.
1	GR503-323000-000	消声器总成 Muffler assy	1	
2	GR503-324000-000	抱箍 Clamp	3	
3	GR503-320100-000	排气尾管 Exhaust pipe	1	
4	R453-320001-000	减振垫 Ringlike dampener	4	
5	R453-320002-000	套管 Pipe	2	
6	G000096-000010-00	垫圈 10 Washer 10	9	
7	G005783-010030-00	螺栓 M10×30 Bolt M10×30	2	
8	GR501-325000-000	安装支座 Support	1	
9	GR501-322000-001	高位排气管 Exhaust pipe	1	
10	G005783-010025-00	螺栓 M10×25 Bolt M10×25	3	
11	G000093-000010-00	垫圈 10 Washer 10	10	
12	GR501-323000-000	遮板 Plate	1	
13	G000096-000008-00	垫圈 8 Washer 8	6	
14	G000093-000008-00	垫圈 8 Washer 8	6	
15	G005783-008020-00	螺栓 M8×20 Bolt M8×20	4	

图 3-11 排气系统  
Fig.3-11 Exhaust system

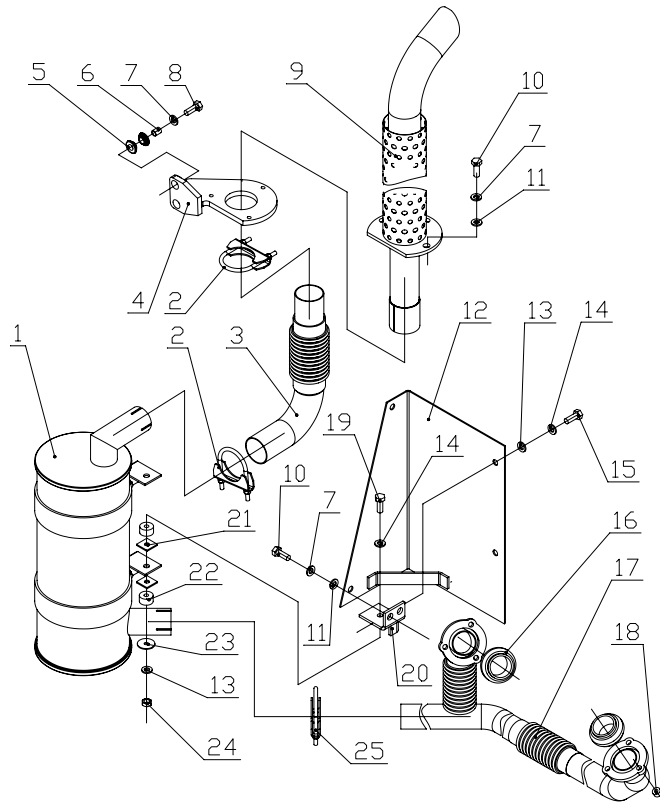
Ⓧ CPCD50/60/70-RW19A



序号 Item	物料码 Code No.	名称 Description	数量 Qty	备注或适用车型 Remarks Or Serial No.
16	50DCW19-320002	排气接管垫片 Shim	1	
17	50DCW19-320001	排气接管 Exhaust over	1	
18	G006170-000010-00	螺母 M10 Nut M10	3	
19	GR501-326000-000	抱箍 Clamp	1	
20	GR506-321000-001	排气管 Exhaust pipe	1	
21	50W-324000	支架 Support	2	
22	G005782-008060-00	螺栓 M8x60 Bolt M8x60	2	
23	50W-320003	垫片 Shim	3	
24	50W-320002	橡胶垫 Rubber shim	4	
25	50W-320001	垫圈 Washer	4	
26	G006170-000008-00	螺母 M8 Nut M8	2	

图 3-12 排气系统  
Fig.3-12 Exhaust system

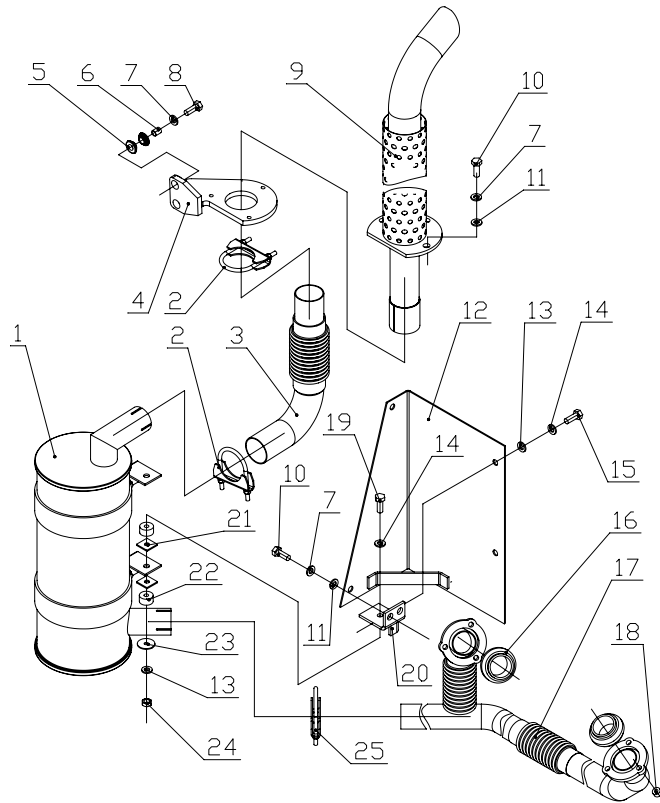
Ⓚ CPYD50/60/70-RW57 Ⓜ CPYD50/60/70-RW17 Ⓢ CPQYD50/60/70-RW57



序号 Item	物料码 Code No.	名称 Description	数量 Qty	备注或适用车型 Remarks Or Serial No.
1	GR501-324000-001	消声器总成 Muffler assy	1	
2	GR503-324000-000	抱箍 Clamp	2	
3	GR503-320100-000	排气尾管 Exhaust pipe	1	
4	GR501-325000-000	安装支座 Support	1	
5	R453-320001-000	减振垫 Ringlike dampener	4	
6	R453-320002-000	套管 Pipe	2	
7	G000093-000010-00	垫圈 10 Washer 10	11	
8	G005783-010035-00	螺栓 M10×35 Bolt M10×35	2	
9	GR501-322000-001	高位排气管 Exhaust pipe	1	
10	G005783-010025-00	螺栓 M10×25 Bolt M10×25	7	
11	G000096-000010-00	垫圈 10 Washer 10	9	
12	GR501-323000-000	遮板 Plate	1	
13	G000096-000008-00	垫圈 8 Washer 8	6	
14	G000093-000008-00	垫圈 8 Washer 8	6	
15	G005783-008020-00	螺栓 M8×20 Bolt M8×20	4	

图 3-12 排气系统  
Fig.3-12 Exhaust system

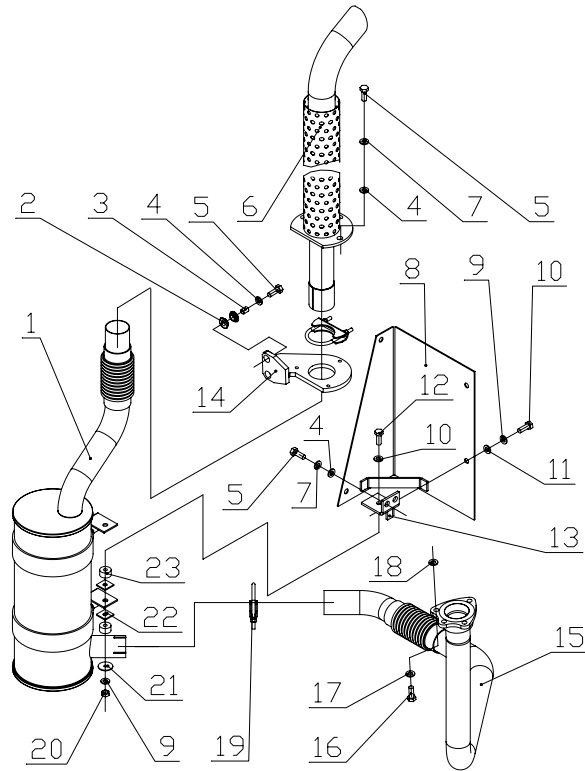
Ⓚ CPYD50/60/70-RW57 Ⓜ CPYD50/60/70-RW17 Ⓢ CPQYD50/60/70-RW57



序号 Item	物料码 Code No.	名称 Description	数量 Qty	备注或适用车型 Remarks Or Serial No.
16	GR505-320100-G00	球形垫块 Spherical cushion block	2	
17	GR515-321000-000	排气管 Exhaust pipe	1	Ⓚ
-	GR505-321000-000	排气管 Exhaust pipe	1	Ⓜ
-	GR515-321000-001	排气管 Exhaust pipe	1	Ⓢ
18	R453-320003-000	垫圈 Shim	6	
19	G005782-008060-00	螺栓 M8x60 Bolt M8x60	2	
20	50W-324000	支架 Support	2	
21	50W-320003	垫片 Shim	2	
22	50W-320002	橡胶垫 Rubber shim	4	
23	50W-320001	垫圈 Washer	4	
24	G006170-000008-00	螺母 M8 Nut M8	2	
25	GR501-326000-000	抱箍 Clamp	1	

图 3-13 排气系统  
Fig.3-13 Exhaust system

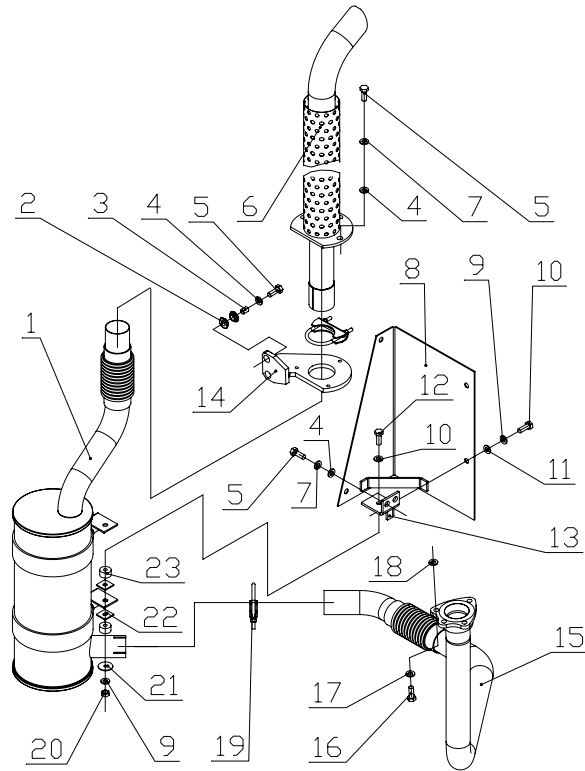
CPCD80-RG36



序号 Item	物料码 Code No.	名称 Description	数量 Qty	备注或适用车型 Remarks Or Serial No.
1	GR803-322000-000	消声器总成 Muffler assy	1	
2	R453-320001-000	减振垫 Ringlike dampener	2	
3	R453-320002-000	套管 Pipe	2	
4	G000096-000010-00	垫圈10 Washer 10	7	
5	G005783-010025-00	螺栓M10×25 Bolt M10×25	9	
6	GR803-323000-000	高位排气管 Exhaust pipe	1	
7	G000093-000010-00	垫圈10 Washer 10	9	
8	80DH-323000	遮板 Plate	1	
9	G000093-000008-00	垫圈8 Washer	4	
10	G005783-008020-00	螺栓M8×20 Bolt M8×20	2	
11	G000096-000008-00	垫圈8 Washer 8	4	
12	G005782-008060-00	螺栓M8×60 Bolt M8×60	2	
13	50W-324000	支架 Support	2	
14	GR1002-320003-000	安装支座 Support	1	
15	GR806-321000-000	排气管 Exhaust pipe	1	

图 3-13 排气系统  
Fig.3-13 Exhaust system

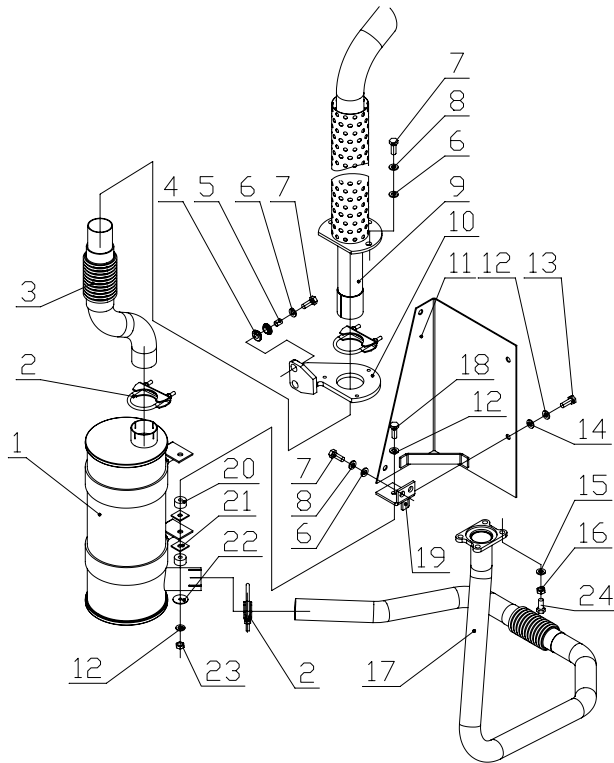
CPCD80-RG36



序号 Item	物料码 Code No.	名称 Description	数量 Qty	备注或适用车型 Remarks Or Serial No.
16	G005783-014050-00	螺栓 M14x45 Bolt M14x45	3	
17	G000093-000014-00	垫圈 14 Washer 14	3	
18	G006170-000014-00	垫圈 14 Washer 14	3	
19	GR503-324000-000	抱箍 Clamp	3	
20	G006170-000008-00	螺母 M8 Nut M8	2	
21	50W-320001	垫圈 Washer	4	
22	50W-320003	垫片 Shim	4	
23	50W-320002	橡胶垫 Rubber shim	4	

图 3-14 排气系统  
Fig.3-14 Exhaust system

CPCD100-RG36

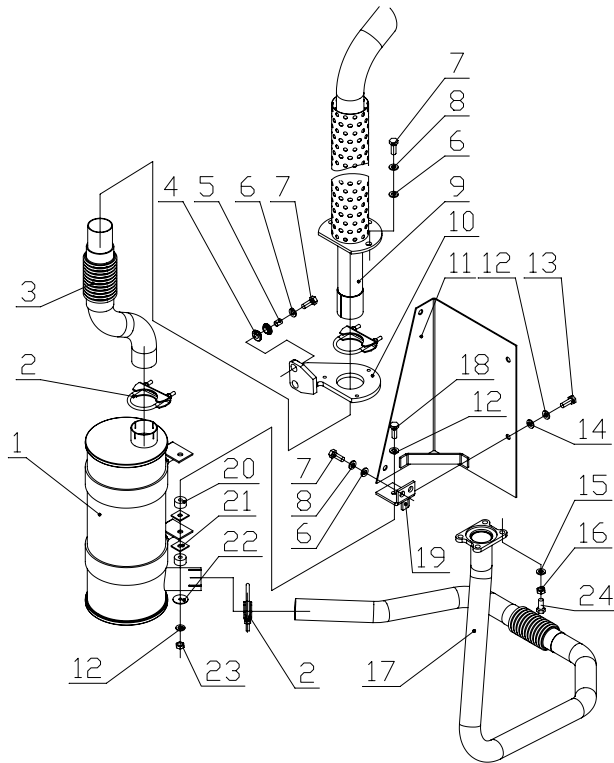


序号 Item	物料码 Code No.	名称 Description	数量 Qty	备注或适用车型 Remarks Or Serial No.
1	GR1003-322000-000	消声器总成 Muffler assy	1	
2	GR503-324000-000	抱箍 Clamp	3	
3	GR1003-320100-000	排气尾管 Exhaust pipe	1	
4	R453-320001-000	减振垫 Ringlike dampener	4	
5	R453-320002-000	套管 Pipe	2	
6	G000096-000010-00	垫圈 10 Washer 10	7	
7	G005783-010025-00	螺栓 M10×25 Bolt M10×25	9	
8	G000093-000010-00	垫圈 10 Washer 10	9	
9	GR803-323000-000	高位排气管 Exhaust pipe	1	
10	GR1002-320003-000	安装支座 Support	1	
11	80DH-323000	遮板 Plate	1	
12	G000093-000008-00	垫圈 8 Washer 8	4	
13	G005783-008020-00	螺栓 M8×20 Bolt M8×20	2	
14	G000096-000008-00	垫圈 8 Washer 8	4	
15	G000093-000014-00	垫圈 14 Washer 14	3	



图 3-14 排气系统  
Fig.3-14 Exhaust system

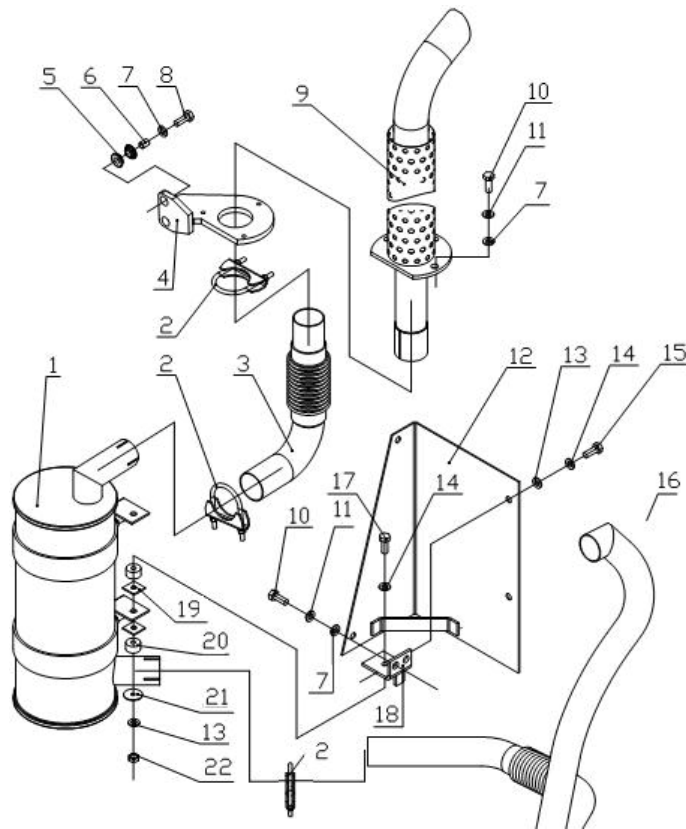
CPCD100-RG36



序号 Item	物料码 Code No.	名称 Description	数量 Qty	备注或适用车型 Remarks Or Serial No.
16	G006170-000014-00	垫圈 14 Washer 14	3	
17	GR1003-321000-000	排气管 Exhaust pipe	1	
18	G005782-008060-00	螺栓 M8×60 Bolt M8×60	2	
19	50W-324000	支架 Support	2	
20	50W-320002	橡胶垫 Rubber shim	4	
21	50W-320003	垫片 Shim	4	
22	50W-320001	垫圈 Washer	4	
23	G006170-000008-00	螺母 M8 Nut M8	2	
24	G005783-014045-00	螺栓 M14×45 Bolt M14×45	3	

图 3-15 排气系统  
Fig.3-15 Exhaust system

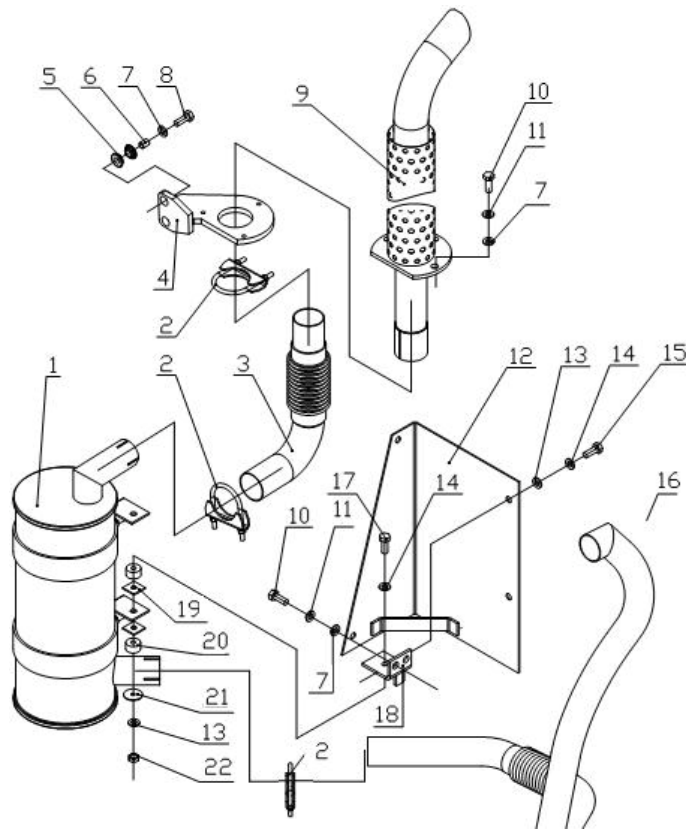
© CPCD50/60/70-RW38 ® CPCD50/60/70-RW38B



序号 Item	物料码 Code No.	名称 Description	数量 Qty	备注或适用车型 Remarks Or Serial No.
1	GR709-323000-000	消声器总成 Muffler assy	1	
2	GR503-324000-000	抱箍 Clamp	3	
3	GR503-320100-000	排气尾管 Exhaust pipe	1	
4	GR501-325000-000	安装支座 Support	1	
5	R453-320001-000	减振垫 Ring like dampener	4	
6	R453-320002-000	套管 Pipe	2	
7	G000096-000010-00	垫圈 10 Washer 10	9	
8	G005783-010030-00	螺栓 M10×30 Bolt M10×30	2	—2014.4.1
-	G005783-010035-00	螺栓 M10×35 Bolt M10×35	2	2014.4.1—
9	GR501-322000-001	高位排气管 Exhaust pipe	1	
10	G005783-010025-00	螺栓 M10×25 Bolt M10×25	7	
11	G000093-000010-00	垫圈 10 Washer 10	7	
12	GR501-323000-000	遮板 Plate	1	
13	G000096-000008-00	垫圈 8 Washer 8	4	
14	G000093-000008-00	垫圈 8 Washer 8	4	

图 3-15 排气系统  
Fig.3-15 Exhaust system

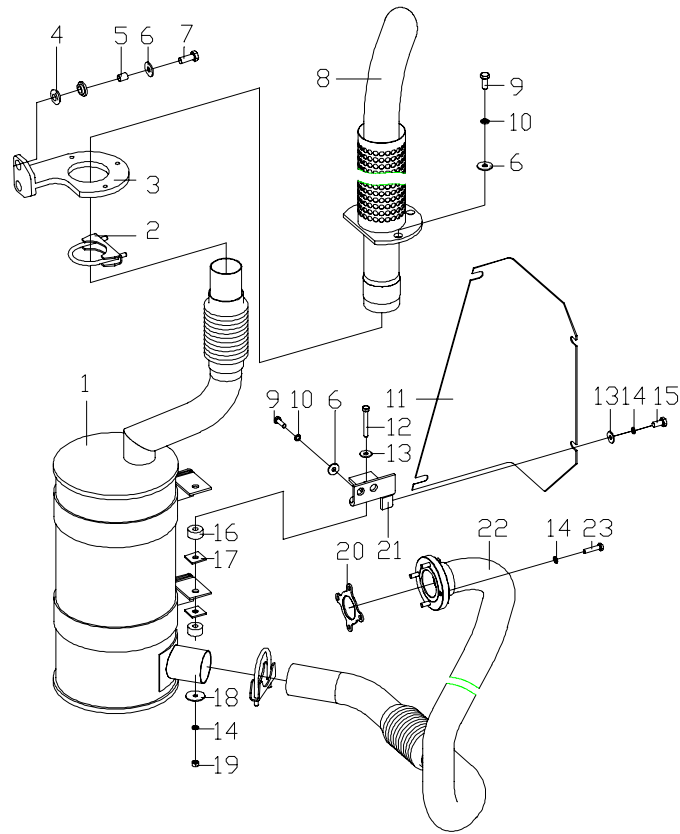
© CPCD50/60/70-RW38 ® CPCD50/60/70-RW38B



序号 Item	物料码 Code No.	名称 Description	数量 Qty	备注或适用车型 Remarks Or Serial No.
15	G005783-008020-01	螺栓 M8x20 Bolt M8x20	2	
16	GR709-321000-001	排气管 Exhaust pipe	1	
17	G005782-008060-00	螺栓 M8x60 Bolt M8x60	2	
18	50W-324000	支架 Support	2	
19	50W-320003	垫片 Shim	4	
20	50W-320002	橡胶垫 Rubber shim	4	
21	50W-320001	垫圈 Washer	2	
22	G006170-000008-00	螺母 M8 Nut M8	2	

图 3-16 排气系统  
Fig.3-16 Exhaust system

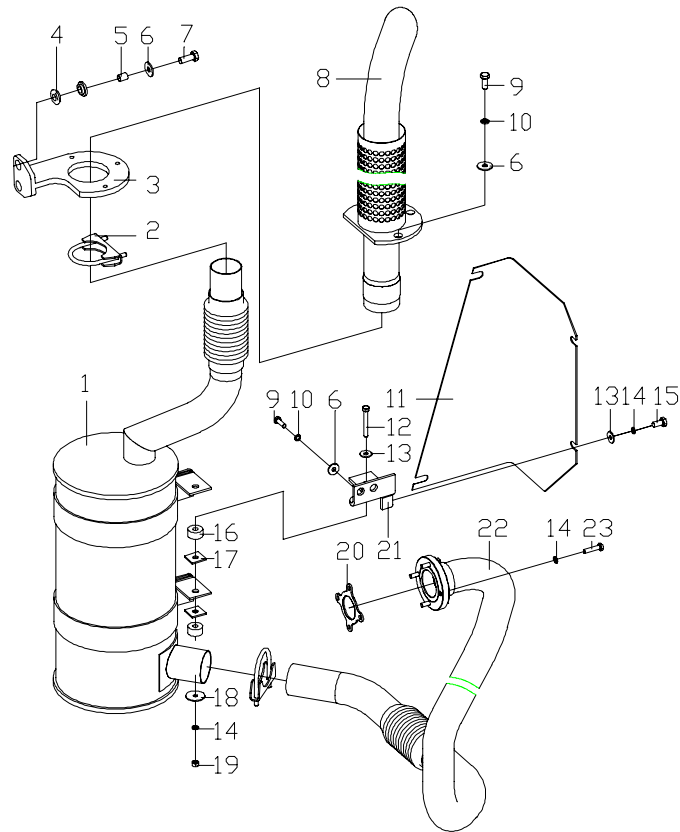
Ⓟ CPCD50/60/70-RG41



序号 Item	物料码 Code No.	名称 Description	数量 Qty	备注或适用车型 Remarks Or Serial No.
1	GR713-322000-000	消声器总成 Muffler assy	1	
2	GR503-324000-000	抱箍 Clamp	2	
3	GR501-325000-000	安装支座 Support	1	
4	R453-320001-000	减振垫 Ring like dampener	4	
5	R453-320002-000	套管 Pipe	2	
6	G000096-000010-00	垫圈 10 Washer 10	9	
7	G005783-010030-00	螺栓 M10×30 Bolt M10×30	2	
8	GR713-323000-000	高位排气管 Exhaust pipe	1	
9	G005783-010025-00	螺栓 M10×25 Bolt M10×25	7	
10	G000093-000010-00	垫圈 10 Washer 10	7	
11	GR502-320003-000	遮板 Plate	1	
12	G005782-008060-00	螺栓 M8×60 Bolt M8×60	2	
13	G000096-000008-00	垫圈 8 Washer 8	4	
14	G000093-000008-00	垫圈 8 Washer 8	8	
15	G005783-008020-00	螺栓 M8×20 Bolt M8×20	4	

图 3-16 排气系统  
Fig.3-16 Exhaust system

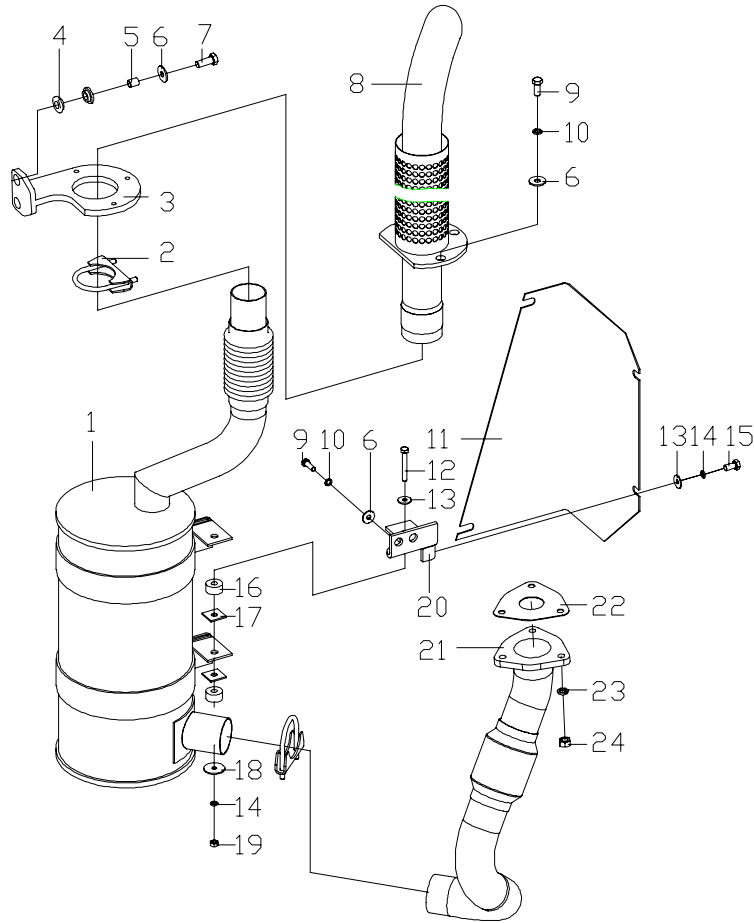
Ⓟ CPCD50/60/70-RG41



序号 Item	物料码 Code No.	名称 Description	数量 Qty	备注或适用车型 Remarks Or Serial No.
16	50W-320002	橡胶垫 Rubber shim	4	
17	50W-320003	垫片 Shim	4	
18	50W-320001	垫圈 Washer	2	
19	G006170-000008-00	螺母 M8 Nut M8	2	
20	GR713-320002-G00	涡轮出口垫片 Shim	1	
21	GR502-325000-000	支架 Support	2	
22	GR713-324000-000	排气管 Exhaust pipe	1	
23	G005783-008035-00	螺栓 M8×35 Bolt M8×35	4	

图 3-17 排气系统  
Fig.3-17 Exhaust system

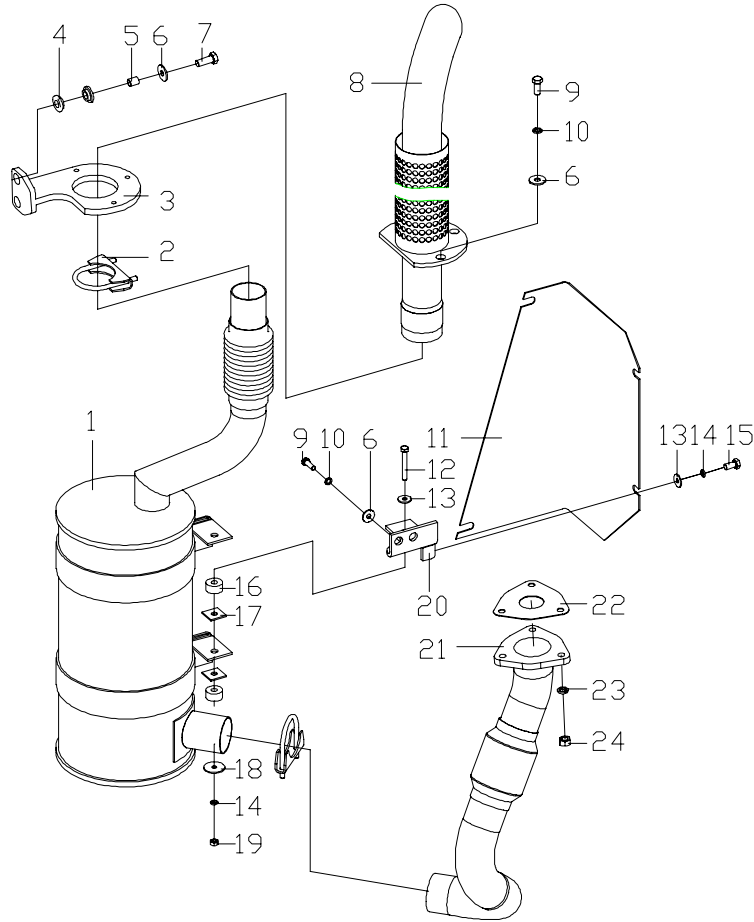
ⓐ CPCD50/60/70-RW41    ⓑ CPCD80/100-RW41



序号 Item	物料码 Code No.	名称 Description	数量 Qty	备注或适用车型 Remarks Or Serial No.
1	GR502-324000-000	消声器总成 Muffler assy	1	
-	GR802-322000-000	消声器总成 Muffler assy	1	8t
-	GR1002-322000-000	消声器总成 Muffler assy	1	10t
2	GR503-324000-000	抱箍 Clamp	2	
3	GR501-325000-000	安装支座 Support	1	ⓐ
-	GR1002-320002-000	安装支座 Support	1	ⓑ
4	R453-320001-000	减振垫 Ring like dampener	4	
5	R453-320002-000	套管 Pipe	2	
6	G000096-000010-00	垫圈 10 Washer 10	9	
7	G005783-010035-00	螺栓 M10x35 Bolt M10x35	2	
8	GR502-322000-000	高位排气管 Exhaust pipe	1	ⓐ
-	GR1002-323000-000	高位排气管 Exhaust pipe	1	ⓑ
9	G005783-010025-00	螺栓 M10x25 Bolt M10x25	7	
10	G000093-000010-00	垫圈 10 Washer 10	7	
11	GR502-320003-000	遮板 Plate	1	ⓐ

图 3-17 排气系统  
Fig.3-17 Exhaust system

ⓐ CPCD50/60/70-RW41    ⓑ CPCD80/100-RW41



序号 Item	物料码 Code No.	名称 Description	数量 Qty	备注或适用车型 Remarks Or Serial No.
-	GR1002-320001-000	遮板 Plate	1	ⓑ
12	G005782-008060-00	螺栓 M8x60 Bolt M8x60	2	
13	G000096-000008-00	垫圈 8 Washer 8	6	
14	G000093-000008-00	垫圈 8 Washer 8	6	
15	G005783-008020-00	螺栓 M8x20 Bolt M8x20	4	
16	50W-320002	橡胶垫 Rubber shim	4	
17	50W-320003	垫片 Shim	4	
18	50W-320001	垫圈 Washer	2	
19	G006170-000008-00	螺母 M8 Nut M8	2	
20	GR502-325000-000	支架 Support	2	
21	GR710-321000-000	排气管 Exhaust pipe	1	ⓐ
-	GR807-321000-000	排气管 Exhaust pipe	1	8t
-	GR1007-321000-000	排气管 Exhaust pipe	1	10t
22	GR710-320001-G00	排气管垫片 Shim	1	
23	G000093-000012-00	垫圈 12 Washer 12	3	





图 3-18 排气系统  
Fig.3-18 Exhaust system

Ⓣ CPYD50/60/70-RW24

序号 Item	物料码 Code No.	名称 Description	数量 Qty	备注或适用车型 Remarks Or Serial No.
1	G005783-008025-00	螺栓 M8x25 Bolt M8x25	2	
2	G000093-000008-00	垫圈 8 Washer 8	4	
3	G000096-000008-00	垫圈 8 Washer 8	4	
4	GR512-324000-000	多孔式排气管 Exhaust pipe	1	
5	GR512-320003-000	弯板 Bracket	1	
6	GR512-322000-G00	消声器总成 Muffler assy	1	
7	G005782-008060-00	螺栓 M8x60 Bolt M8x60	2	
8	GR512-320001-000	三元催化装置左支架 Left bracket	1	
9	50W-320003	垫片 Shim	4	
10	50W-320002	橡胶垫 Rubber shim	4	
11	50W-320001	垫圈 Washer	2	
12	G006170-000008-00	螺母 M8 Nut M8	2	
13	G005783-010020-00	螺栓 M10x20 Bolt M10x20	4	
14	G000093-000010-00	垫圈 10 Washer 10	4	
15	G000095-000010-00	垫圈 10 Washer 10	4	

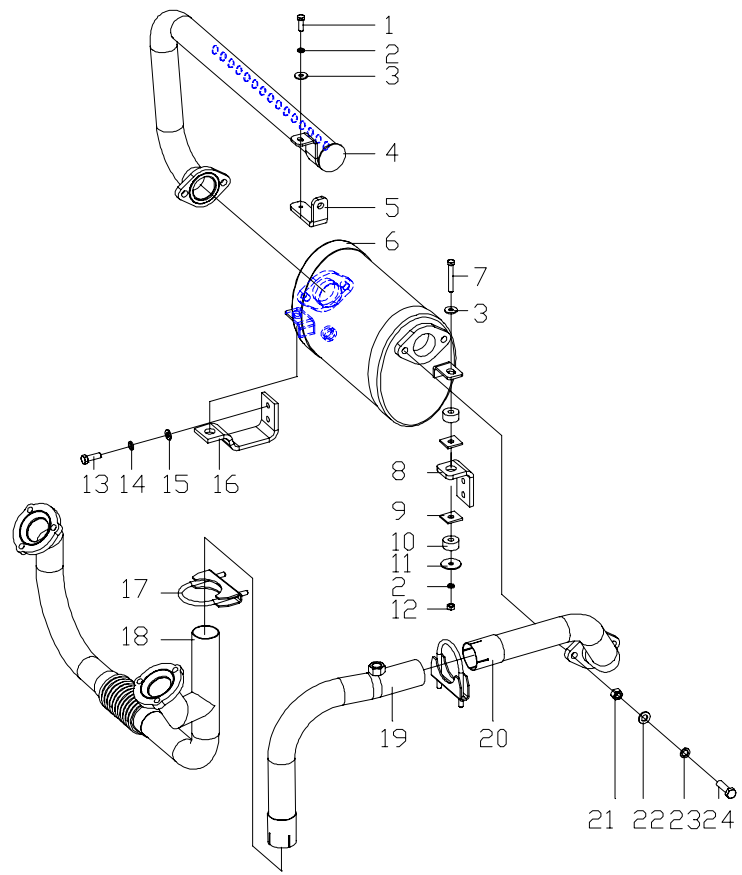
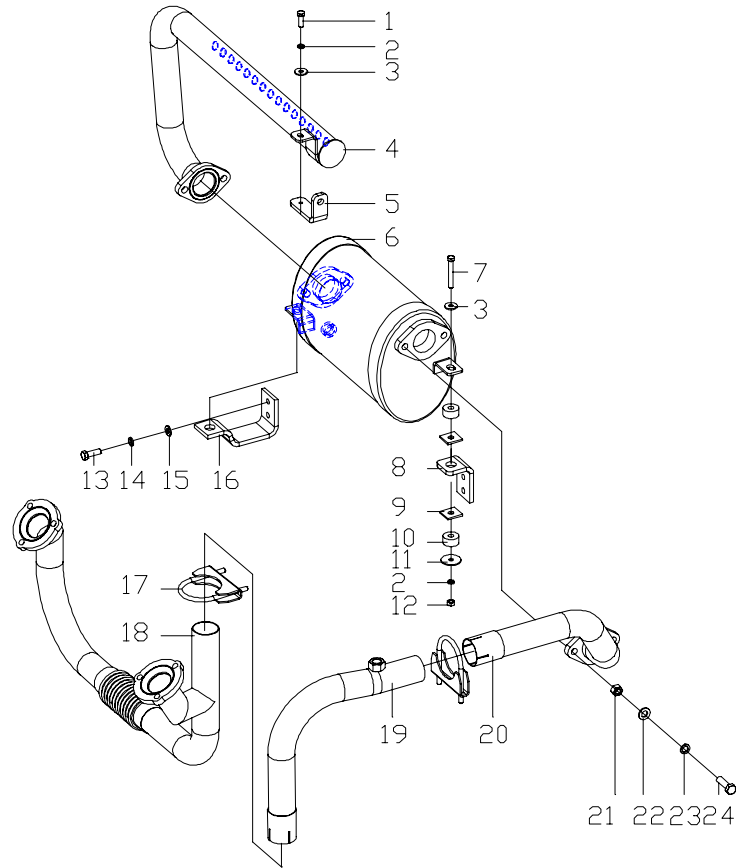


图 3-18 排气系统  
Fig.3-18 Exhaust system

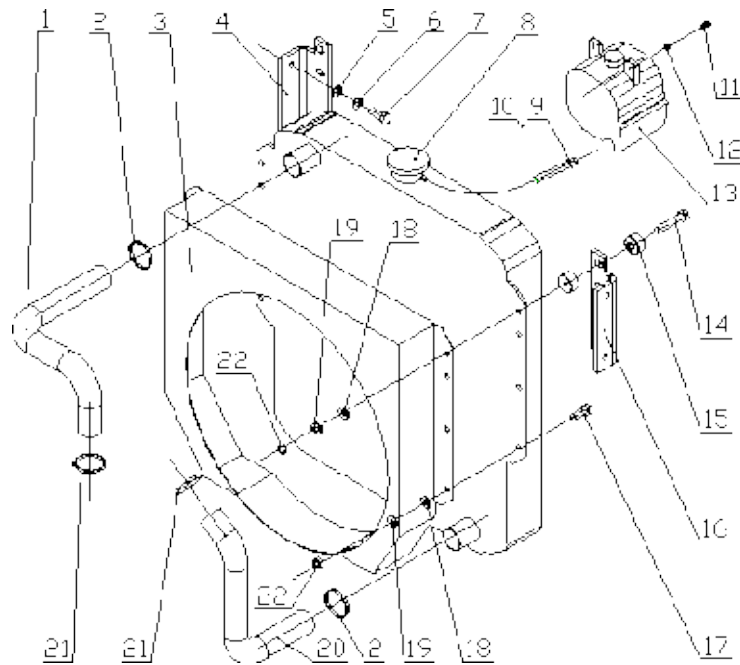
Ⓟ CPYD50/60/70-RW24



序号 Item	物料码 Code No.	名称 Description	数量 Qty	备注或适用车型 Remarks Or Serial No.
16	GR512-320002-000	三元催化装置右支架 Right bracket	1	
17	R450-323000-000	抱箍 Clamp	2	
18	GR512-321000-000	排气管 Exhaust pipe	1	
19	GR512-325000-000	排气接管 Exhaust pipe	1	
20	GR512-323000-000	三元催化进气管 Three-way catalytic intake pipe	1	
21	G006170-000012-00	螺母 M12 Nut M12	4	
22	G000095-000012-00	垫圈 12 Washer 12	4	
23	G000093-000012-00	垫圈 12 Washer 12	4	
24	G005783-012040-00	螺栓 M12x40 Bolt M12x40	4	

图 4-1 冷却系统  
Fig.4-1 Cooling system

Ⓐ CPCD50/60/70-RG16 Ⓥ CPCD50/60/70-RG16-J



序号 Item	物料码 Code No.	名称 Description	数量 Qty	备注或适用车型 Remarks Or Serial No.
1	GR501-330001-000	水箱进水胶管 Rubber pipe for inlet	1	
2	Q672-55-G00	双钢丝式环箍 55 Clamp 55	2	
3	GR501-331000-000	护风圈总成 Fan shroud assy	1	
4	GR501-330003-000	右连接板 Right connector bracket	1	
5	G0097P1-000012-00	垫圈 12 Washer 12	4	
6	G000093-000012-00	垫圈 12 Washer 12	4	
7	G005783-012030-00	螺栓 M12×30 Bolt M12×30	4	
8	80DH-332000	散热器总成 Radiator assy	1	—2014.1.1
-	GA701-331000-000	铝散热器总成 Radiator assembly	1	2014.1.1—
9	BK8-G00	抱箍 φ8-12 Clamp φ8-12	2	
10	GR501-330005-W00	胶管 (内径 φ8) Rubber pipe	1	
11	G0097P1-000008-00	垫圈 8 Washer 8	2	
12	G000093-000008-00	垫圈 8 Washer 8	2	
13	N163-330100-G00	膨胀水箱 2171040K01 Expansion water box	1	
14	G005782-010065-00	螺栓 M10×65 Bolt M10×65	6	



图 4-2 冷却系统  
Fig.4-2 Cooling system

Ⓑ CPCD80/100-RG16 Ⓔ CPCD80/100-RG17

序号 Item	物料码 Code No.	名称 Description	数量 Qty	备注或适用车型 Remarks Or Serial No.
1	Q672-55-G00	双钢丝式环箍 55 Clamp 55	2	
2	80DH-330001	水箱进水胶管 Rubber pipe for inlet	1	Ⓑ
-	100DHB-330001	水箱进水胶管 Rubber pipe for inlet	1	Ⓔ
3	Q672-52-G00	双钢丝式环箍 52 Clamp 52	2	
4	GR1001-331000-000	护风圈总成 Fan shroud assy	1	Ⓑ
-	GR1005-331000-000	护风圈总成 Fan shroud assy	1	Ⓔ
5	80DH-332000	散热器总成 Radiator assy	1	—2014.01.01
-	GA701-331000-000	铝散热器总成 Radiator assy	1	2014.01.01—
6	GR1001-330002-000	右水箱安装板 Right connector bracket	1	
7	G0097P1-000012-00	垫圈 12 Washer 12	4	
8	G005783-012025-00	螺栓 M12×25 Bolt M12×25	4	
9	GR1001-330005-W00	胶管 Rubber pipe	1	Ⓑ
-	GR1005-330002-W00	胶管 Rubber pipe	1	Ⓔ
10	BK8-G00	抱箍 φ8-12 Clamp φ8-12	2	
11	N163-330100-G00	膨胀水箱 2171040K01 Expansion water box	1	

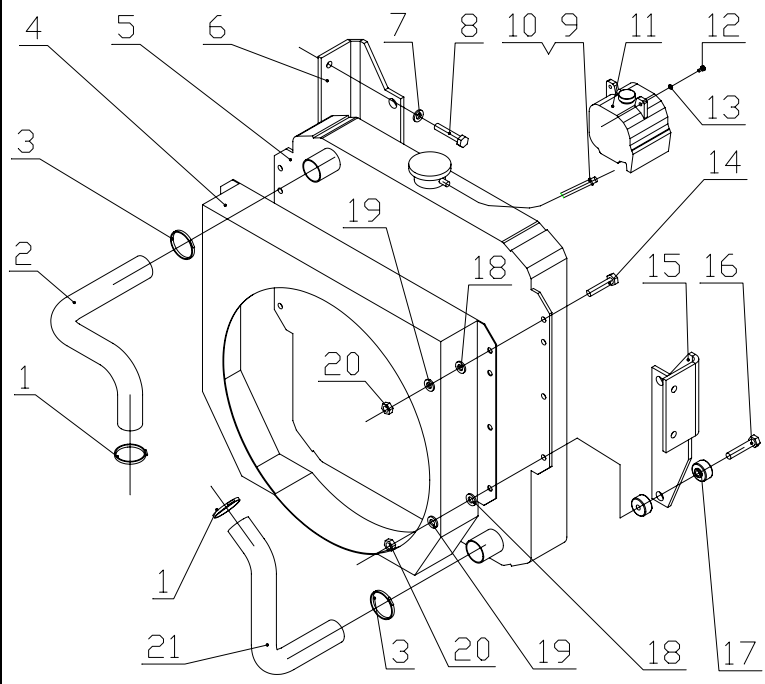


图 4-2 冷却系统  
Fig.4-2 Cooling system

Ⓑ CPCD80/100-RG16 Ⓔ CPCD80/100-RG17

序号 Item	物料码 Code No.	名称 Description	数量 Qty	备注或适用车型 Remarks Or Serial No.	
12	G005783-006016-00		螺栓 M6×16 Bolt M6×16	2	
13	G000093-000006-00		垫圈 6 Washer 6	2	
14	G005783-010035-00		螺栓 M10×35 Bolt M10×35	4	
15	GR1001-330001-000		左水箱安装板 Left connector bracket	1	
16	G005782-010065-00		螺栓 M10×65 Bolt M10×65	4	
17	GR501-330200-000		缓冲垫 Cushion	8	
18	G0097P1-000010-00		垫圈 10 Washer 10	8	
19	G000093-000010-00		垫圈 10 Washer 10	8	
20	G006170-000010-00		螺母 M10 Nut M10	8	
21	80DH-330002		水箱出水胶管 Rubber pipe for outlet	1	Ⓑ
-	GR1005-330001-000		水箱出水胶管 Rubber pipe for outle	1	Ⓔ

图 4-3 冷却系统 2013.09—  
Fig.4-3 Cooling system 2013.09—

© CPCD50/60/70-RW28

序号 Item	物料码 Code No.	名称 Description	数量 Qty	备注或适用车型 Remarks Or Serial No.
1	GR802-330008-G00	T 型卡箍 92 T-clamp 92	6	发动机带 Supply by engine
2	GR502-330001-001	联接管 Connector pipe	1	
3	Q672-32-G00	双钢丝式环箍 32 Clamp 32	2	
4	GR802-330008-000	接头 Connector	1	
5	GR802-330009-000	接头体 Connector	1	
6	J000982-000020-00	垫圈 20 Washer 20	1	
7	GR502-330010-001	输水胶管 Rubber pipe	1	
8	Q672-65-G00	双钢丝式环箍 65 Clamp 65	1	
9	GR502-330009-000	水管抱箍 Clamp	1	
10	G000096-000008-00	垫圈 8 Washer 8	1	
11	G005783-008015-00	螺栓 M8×15 Bolt M8×15	1	
12	GR502-330004-001	散热器出水管 Rubber pipe for outlet	1	
13	Q672-60-G00	双钢丝式环箍 60 Clamp 60	3	
14	GR502-330005-001	散热器左支架 Left support	1	
15	G000093-000012-00	垫圈 12 Washer 12	4	

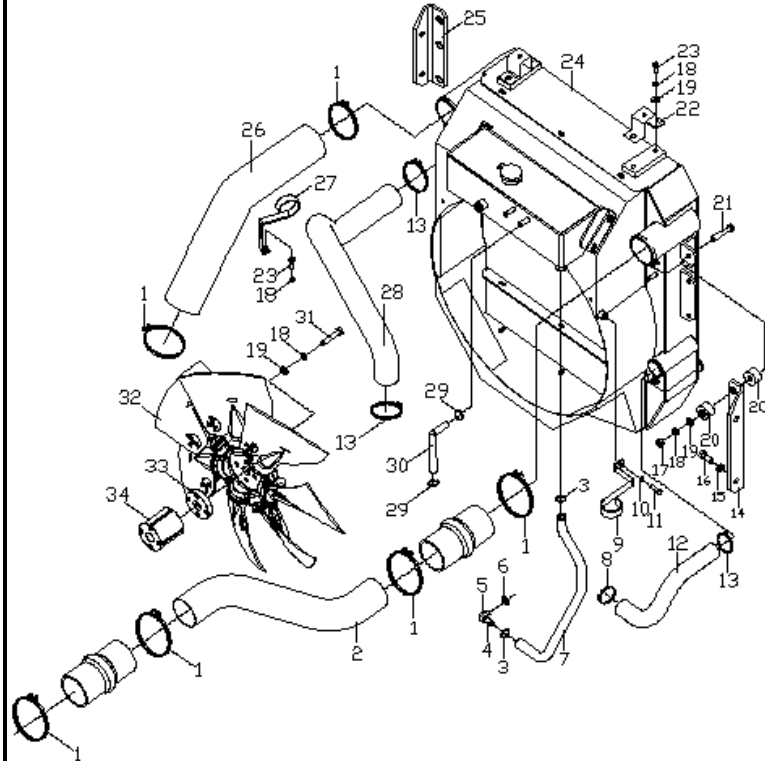


图 4-3 冷却系统 2013.09—  
Fig.4-3 Cooling system 2013.09—

© CPCD50/60/70-RW28

序号 Item	物料码 Code No.	名称 Description	数量 Qty	备注或适用车型 Remarks Or Serial No.
16	G005783-012030-00	螺栓 M12× 30 Bolt M12x30	4	
17	G006170-000010-00	螺母 M10 Nut M10	6	
18	G000093-000010-00	垫圈 10 Washer 10	13	
19	G0097P1-000010-00	垫圈 10 Washer 10	12	
20	GR501-330200-000	缓冲垫 Cushion	12	
21	G005782-010065-00	螺栓 M10× 65 Bolt M10x68	6	
22	GR502-330008-000	盖板支架 Cover bracket	2	
23	G005783-010020-00	螺栓 M10× 20 Bolt M10x20	5	
24	GR502-331000-002	散热器与护风圈总成 Fan shroud assy	1	
25	GR502-330006-001	散热器右支架 Right support	1	
26	GR502-330002-001	联接管 Connector pipe	1	
27	GR502-330007-000	水管抱箍 Clamp	1	
28	GR502-330003-001	散热器进水管 Rubber pipe for inlet	1	
29	Q672-16-G00	双钢丝式环箍 16 Clamp 16	4	
30	GR502-330008-W00	输水胶管(内径Φ10) Rubber pipe(exradiusΦ10)	2	





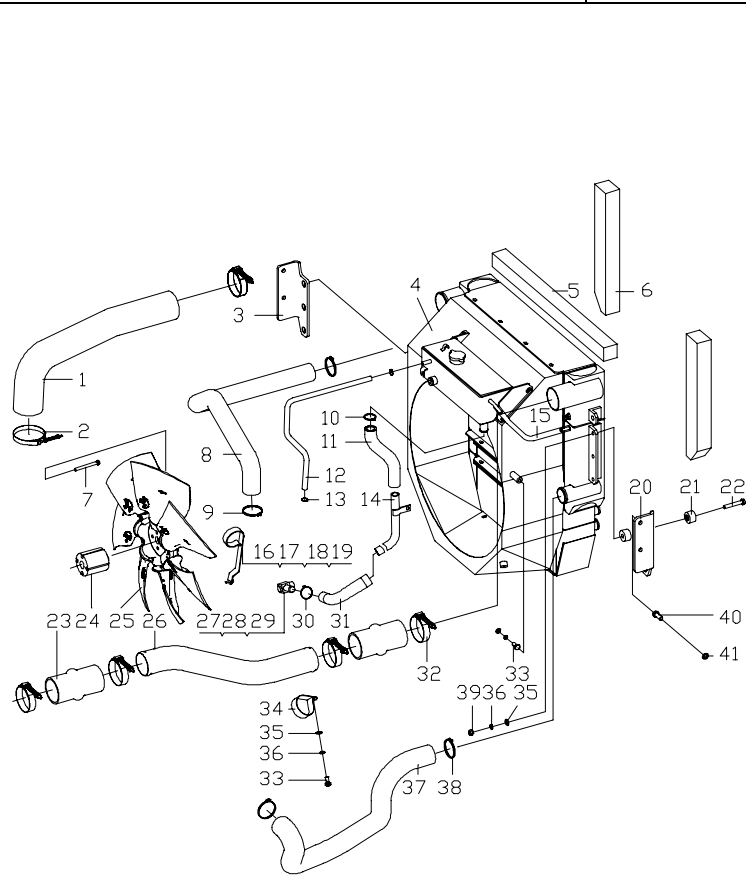
图 4-4 冷却系统  
Fig.4-4 Cooling system

④ CPCD80/100-RW28

序号 Item	物料码 Code No.	名称 Description	数量 Qty	备注或适用车型 Remarks Or Serial No.
1	G161-310100-G00	T 形卡箍 92 T-clamp 92	2	
2	GR802-330008-G00	T 型卡箍 92 T-clamp 92	4	
3	GR802-330006-001	水箱右支架 Right support	1	
4	GR802-331000-002	散热器中冷器护风圈总成 Fan shroud assy	1	
5	X700-330023-000	挡风海绵 Wind sponge	1	
6	GR802-330019-000	挡风海绵 Wind sponge	2	
7	G005789-010100-00	六角法兰面螺栓 M10×100 Bolt M10×100	4	
8	GR802-330003-001	水箱进水管 Rubber pipe for inlet	1	
9	Q672-58-G00	双钢丝式环箍 58 Clamp 58	2	
10	Q672-38-G00	双钢丝式环箍 38 Clamp 38	3	
11	GR802-330014-000	输水胶管 I Rubber pipe I	1	
12	GR802-330016-W00	除气胶管 I φ10×φ18 Rubber pipe I φ10×φ18	1	
13	Q672-19-G00	双钢丝式环箍 19 Clamp 19	4	
14	GR802-332000-000	过渡管 Connector pipe	1	
15	GR802-330017-W00	除气胶管 II φ10×φ18 Rubber pipe II φ10×φ18	1	

图 4-4 冷却系统  
Fig.4-4 Cooling system

① CPCD80/100-RW28



序号 Item	物料码 Code No.	名称 Description	数量 Qty	备注或适用车型 Remarks Or Serial No.
16	G0097P1-000006-00	垫圈 6 Washer 6	1	
17	G000093-000006-00	垫圈 6 Washer 6	1	
18	G005783-006020-00	螺栓 M6×20 Bolt M6×20	1	
19	GR802-330018-000	支架 Support	1	
20	GR802-330005-001	水箱左支架 Left connection board	1	
21	GR501-330200-000	缓冲垫 Cushion	12	
22	G005782-010065-00	螺栓 M10×65 Bolt M10×65	6	
23	GR802-330007-G00	中冷器联接胶管 Pipe for Connection	2	
24	SP9078-G00	风扇垫块 Spacer	1	
25	GR802-330100-G01	吹风扇 Fan	1	
26	GR802-330001-001	不锈钢管 Stainless steel pipe	1	
27	GR802-330008-000	接头 Connector	1	
28	GR802-330009-000	接头体 Connector	1	
29	J000982-000020-00	垫圈 20 Washer 20	1	
30	Q672-35-G00	双钢丝式环箍 35 Clamp 35	1	

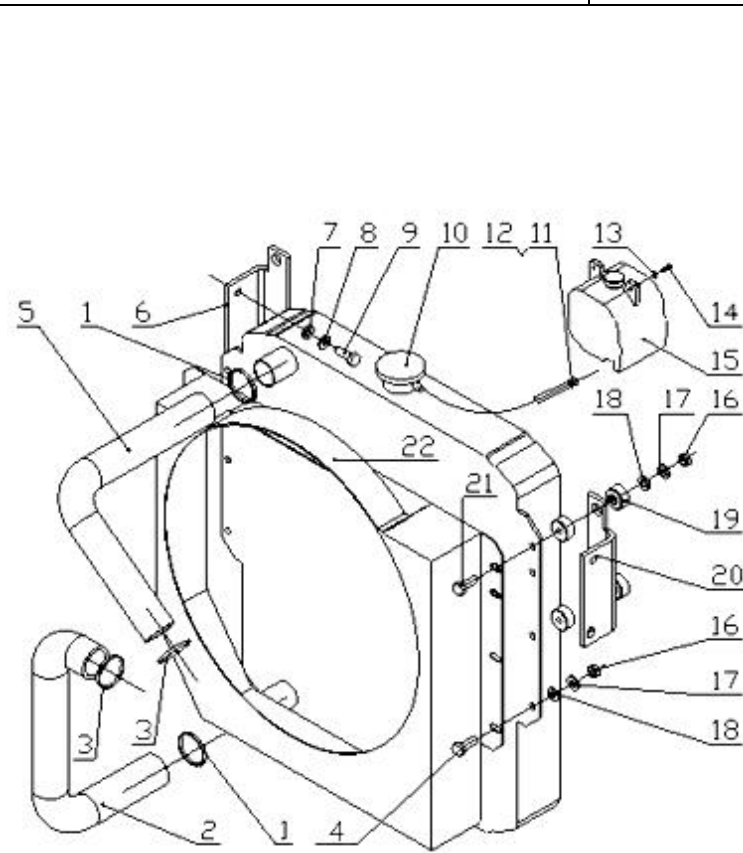
图 4-4 冷却系统  
Fig.4-4 Cooling system

① CPCD80/100-RW28

序号 Item	物料码 Code No.	名称 Description	数量 Qty	备注或适用车型 Remarks Or Serial No.
31	GR802-330015-000	输水胶管 II Rubber pipe II	1	
32	GR802-330002-001	联接管 Connector pipe	1	
33	G005783-010020-00	螺栓 M10×20 Bolt M10x20	2	
34	GR802-330200-000	抱箍总成 Clamp	1	
35	G0097P1-000010-00	垫圈 10 Washer 10	8	
36	G000093-000010-00	垫圈 10 Washer 10	8	
37	GR802-330004-001	水箱出水管 Rubber pipe for outlet	1	
38	Q672-65-G00	双钢丝式环箍 65 Clamp 65	2	
39	G006170-000010-00	螺母 M10 Nut M10	6	
40	G005783-012030-00	螺栓 M12×30 Bolt M12x30	4	
41	G000093-000012-00	垫圈 12 Washer 12	4	

图 4-5 冷却系统  
Fig.4-5 Cooling system

Ⓔ CPCD50/60/70-RG24



序号 Item	物料码 Code No.	名称 Description	数量 Qty	备注或适用车型 Remarks Or Serial No.
1	Q672-55-G00	双钢丝式环箍 55 Clamp 55	2	
2	GR504-330004-000	水箱出水胶管 Rubber pipe for outlet	1	
3	Q672-60-G00	双钢丝式环箍 60 Clamp 60	2	
4	G005783-010030-00	螺栓 M10×30 Bolt M10×30	4	
5	GR504-330001-000	水箱进水胶管 Rubber pipe for inlet	1	
6	GR501-330003-000	右连接板 Right connection board	1	
7	G0097P1-000012-00	垫圈 12 Washer 12	4	
8	G000093-000012-00	垫圈 12 Washer 12	4	
9	G005783-012030-00	螺栓 M12×30 Bolt M12×30	4	
10	50V-332000	散热器总成 Radiator assy	1	—2014.01.01
-	GR504-331000-000	铝散热器总成 Radiator assy	1	2014.01.01—
11	Q672-16-G00	双钢丝式环箍 16 Clamp 16	2	
12	GR501-330005-W00	胶管 (内径 φ8) Rubber pipe	1	
13	G005783-006016-00	螺栓 M6×16 Bolt M6×16	1	
14	G000093-000006-00	垫圈 6 Washer 6	1	



图 4-6 冷却系统  
Fig.4-6 Cooling system

Ⓒ CPCD50/60/70-RW14 Ⓓ CPCD80/100-RW14 Ⓔ CPCD50/60/70-RW14B Ⓕ CPCD50/60/70-RW41  
Ⓖ CPCD80/100-RW41

序号 Item	物料码 Code No.	名称 Description	数量 Qty	备注或适用车型 Remarks Or Serial No.
1	GR503-330002-000	水箱进水胶管 Rubber pipe for inlet	1	Ⓒ Ⓔ Ⓕ
-	50DHW14-330001	水箱进水胶管 Rubber pipe for inlet	1	Ⓓ Ⓖ
2	Q672-52-G00	双钢丝式环箍 52 Clamp 52	2	
3	GR503-331000-000	护风圈总成 Fan shroud assy	1	Ⓒ Ⓔ Ⓕ
-	80DHW14-331000	护风圈总成 Fan shroud assy	1	Ⓓ Ⓖ
4	GR501-330003-000	右连接板 Right connector bracket	1	Ⓒ Ⓔ Ⓕ
-	GR1001-330002-000	右水箱安装板 Right bracket	1	Ⓓ Ⓖ
5	G0097P1-000012-00	垫圈 12 Washer 12	4	
6	G000093-000012-00	垫圈 12 Washer 12	4	
7	G005783-012030-01	螺栓 M12×30 Bolt M12×30	4	
8	80DH-332000	散热器总成 Radiator assy	1	—2014.01.01
-	GA701-331000-000	铝散热器总成 Radiator assy	1	2014.01.01—
9	BK8-G00	抱箍 φ8-12 Clamp φ8-12	2	
10	GR503-330003-W00	胶管 Rubber pipe	1	Ⓒ Ⓔ Ⓕ
-	GR803-330001-W00	胶管 Rubber pipe	1	Ⓓ Ⓖ

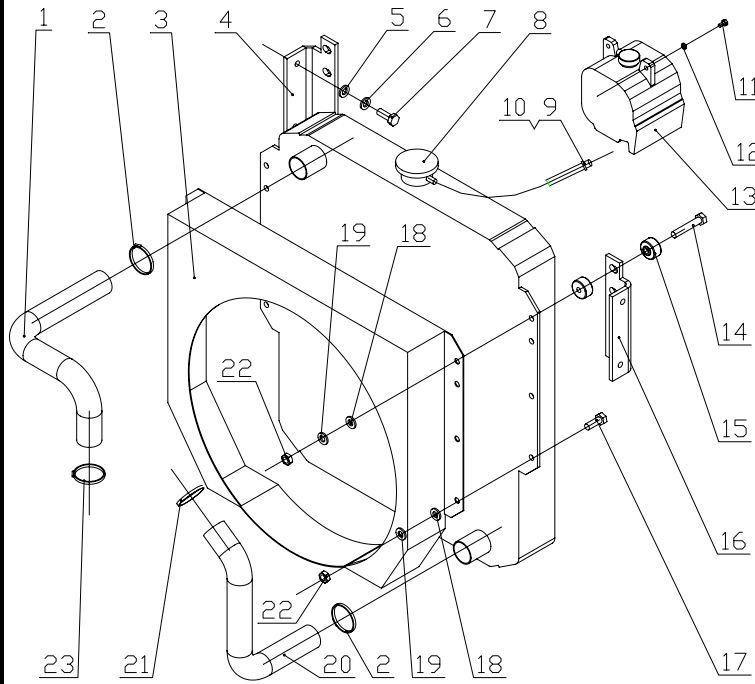


图 4-6 冷却系统  
Fig.4-6 Cooling system

Ⓒ CPCD50/60/70-RW14 Ⓓ CPCD80/100-RW14 Ⓔ CPCD50/60/70-RW14B Ⓕ CPCD50/60/70-RW41  
Ⓖ CPCD80/100-RW41

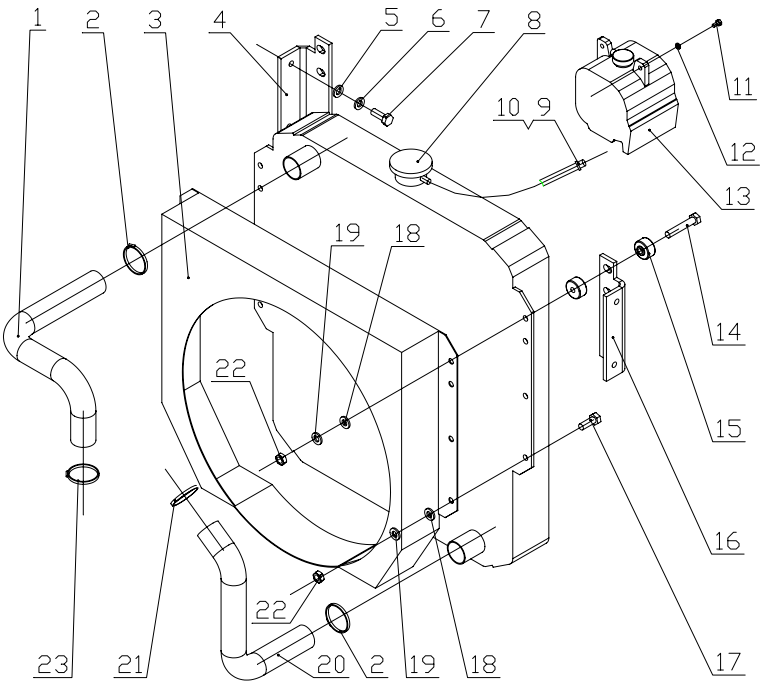
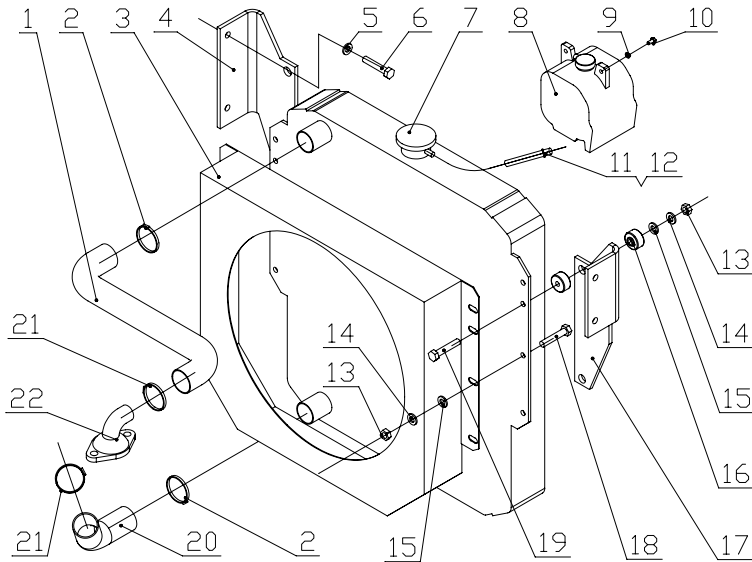
	序号 Item	物料码 Code No.	名称 Description	数量 Qty	备注或适用车型 Remarks Or Serial No.
	11	G005783-006016-00	螺栓 M6×16 Bolt M6×16	2	
	12	G000093-000006-00	垫圈 6 Washer 6	2	
	13	N163-330100-G00	膨胀水箱 2171040K01 Expansion water box	1	
	14	G005782-010065-00	螺栓 M10×65 Bolt M10×65	6	
	15	GR501-330200-000	缓冲垫 Cushion	12	
	16	GR501-330004-000	左连接板 Left connector bracket	1	Ⓒ Ⓔ Ⓕ
	-	GR1001-330001-000	左水箱安装板 Left bracket	1	Ⓓ Ⓖ
	17	G005783-010025-00	螺栓 M10×25 Bolt M10×25	2	
	18	G0097P1-000010-00	垫圈 10 Washer 10	8	
	19	G000093-000010-00	垫圈 10 Washer 10	8	
	20	GR503-330001-001	水箱出水胶管 Rubber pipe for outlet	1	Ⓒ Ⓔ Ⓕ
	-	80DHW14-330001-001	水箱出水胶管 Rubber pipe for outlet	1	Ⓓ Ⓖ
	21	Q672-68-G00	双钢丝式环箍 68 Clamp 68	1	
	22	G006170-000010-00	螺母 M10 Nut M10	8	
	23	Q672-62-G00	双钢丝式环箍 62 Clamp 62	1	



图 4-7 冷却系统  
Fig.4-7 Cooling system

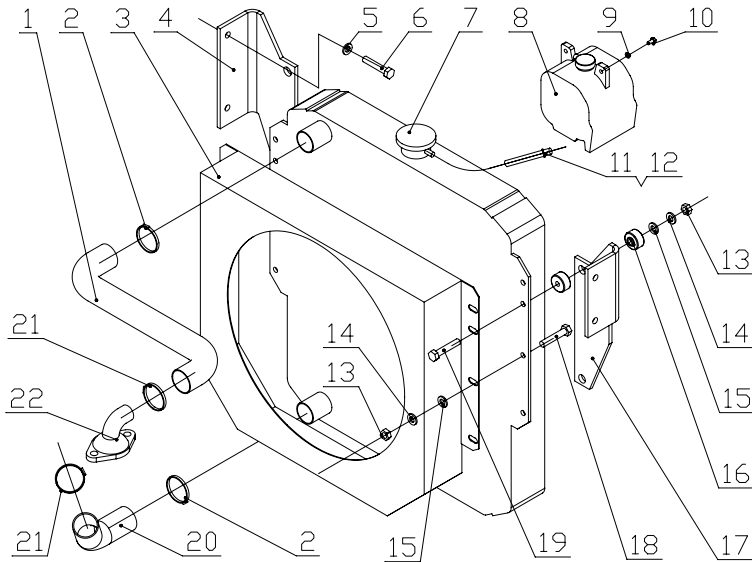
① CPCD80/100-RG25



序号 Item	物料码 Code No.	名称 Description	数量 Qty	备注或适用车型 Remarks Or Serial No.
1	100DHA-330001	水箱进水胶管 Rubber pipe for inlet	1	
2	Q672-52-G00	双钢丝式环箍 52 Clamp 52	2	
3	100DHA-331000	护风圈总成 Fan shroud assy	1	
4	GR1001-330002-000	右水箱安装板 Right bracket	1	
5	G0097P1-000012-00	垫圈 12 Washer 12	4	
6	G005783-012025-00	螺栓 M12×25 Bolt M12×25	4	
7	50V-332000	散热器总成 Radiator assy	1	—2014.01.01
-	GR504-331000-000	铝散热器总成 Radiator assy	1	2014.01.01—
8	N163-330100-G00	膨胀水箱 2171040K01 Expansion water box	1	
9	G000093-000006-00	垫圈 6 Washer 6	2	
10	G005783-006016-00	螺栓 M6×16 Bolt M6×16	2	
11	GR501-330005-W00	胶管 Rubber pipe	1	
12	Q672-16-G00	双钢丝式环箍 16 Clamp	2	
13	G006170-000010-00	螺母 M10 Nut M10	8	
14	G0097P1-000010-00	垫圈 10 Washer 10	8	

图 4-7 冷却系统  
Fig.4-7 Cooling system

① CPCD80/100-RG25



序号 Item	物料码 Code No.	名称 Description	数量 Qty	备注或适用车型 Remarks Or Serial No.
15	G000093-000010-00	垫圈 10 Washer 10	8	
16	GR501-330200-000	缓冲垫 Cushion	8	
17	GR1001-330001-000	左水箱安装板 Left bracket	1	
18	G005783-010025-00	螺栓 M10x25 Bolt M10x25	8	
19	G005782-010065-00	螺栓 M10x65 Bolt M10x65	4	
20	100DHA-330003	水箱出水胶管 Rubber pipe for outlet	1	
21	Q672-58-G00	双钢丝式环箍 58 Clamp 58	2	
22	100DHA-330002	节温器盖 Thermostat cover	1	

图 4-8 冷却系统  
Fig.4-8 Cooling system

Ⓧ CPCD50/60/70-RW19A

序号 Item	物料码 Code No.	名称 Description	数量 Qty	备注或适用车型 Remarks Or Serial No.
1	GR506-330002-000	水箱出水胶管 Rubber pipe for outlet	1	
2	Q672-55-G00	双钢丝式环箍 55 Clamp 55	4	
3	GR506-330001-000	水箱进水胶管 Rubber pipe for inlet	1	
4	GR506-330004-000	散热器右支架 Right connector bracket	1	
5	80DH-332000	铝散热器总成 Radiator assy	1	—2014.01.01
-	GA701-331000-000	铝散热器总成 Radiator assy	1	2014.01.01—
6	Q672-16-G00	双钢丝式环箍 16 Clamp 16	2	
7	GR501-330005-W00	胶管 (内径 $\phi 8$ ) Rubber pipe	1	
8	G005783-006016-00	螺栓 M6 $\times$ 16 Bolt M6 $\times$ 16	2	
9	G000093-000006-00	垫圈 6 Washer 6	2	
10	N163-330100-G00	膨胀水箱 2171040K01 Expansion water box	1	
11	G0097P1-000012-00	垫圈 12 Washer 12	4	
12	G000093-000012-00	垫圈 12 Washer 12	4	
13	G005783-012030-01	螺栓 M12 $\times$ 30 Bolt M12 $\times$ 30	4	
14	G006170-000010-00	螺母 M10 Nut M10	8	

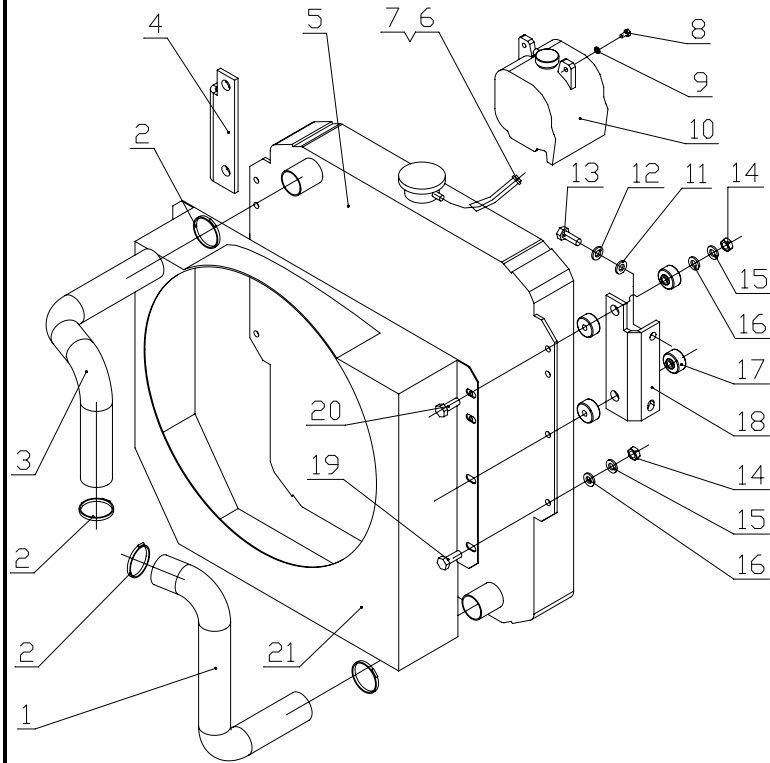




图 4-9 冷却系统  
Fig.4-9 Cooling system

Ⓚ CPYD50/60/70-RW57 Ⓜ CPYD50/60/70-RW17 Ⓢ CPQYD50/60/70-RW57 Ⓣ CPYD50/60/70-RW24

序号 Item	物料码 Code No.	名称 Description	数量 Qty	备注或适用车型 Remarks Or Serial No.
1	R453-330003-000	垫块 Washer	1	
2	R453-330004-000	螺柱 Stup	4	
3	GR505-330002-000	散热器出水管 Pipe	1	
4	G001337-000008-00	螺母 M8 Nut M8	4	
5	Q672-55-G00	双钢丝式环箍 55 Clamp 55	3	
6	GR505-330001-000	散热器进水管 Rubber pipe for inlet	1	
7	GR505-331000-000	护风圈总成 Fan shroud assy	1	
8	80DH-332000	散热器总成 Radiator assy	1	Ⓜ—2014.1.1
-	GR512-332000-000	散热器总成 Radiator assy	1	Ⓢ Ⓣ—2014.1.1
-	GR512-332000-001	铝散热器总成 Radiator assy	1	Ⓣ 2014.1.1—
-	GA701-331000-000	铝散热器总成 Radiator assy	1	Ⓚ Ⓜ Ⓢ 2014.1.1—
9	GR505-330004-000	散热器右支架 Right connector bracket	1	
10	G0097P1-000012-00	垫圈 12 Washer 12	4	
11	G000093-000012-00	垫圈 12 Washer 12	4	
12	G005783-012030-00	螺栓 M12×30 Bolt M12×30	4	

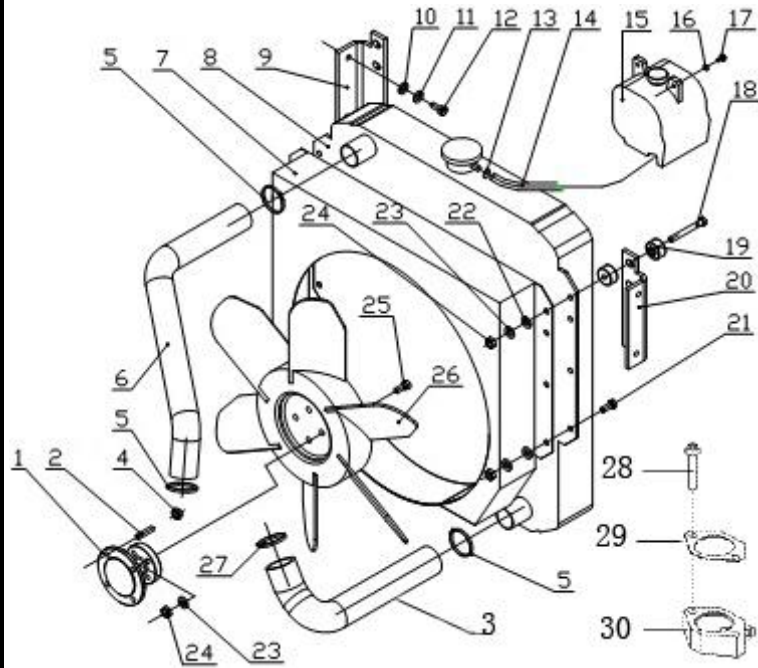


图 4-9 冷却系统  
Fig.4-9 Cooling system

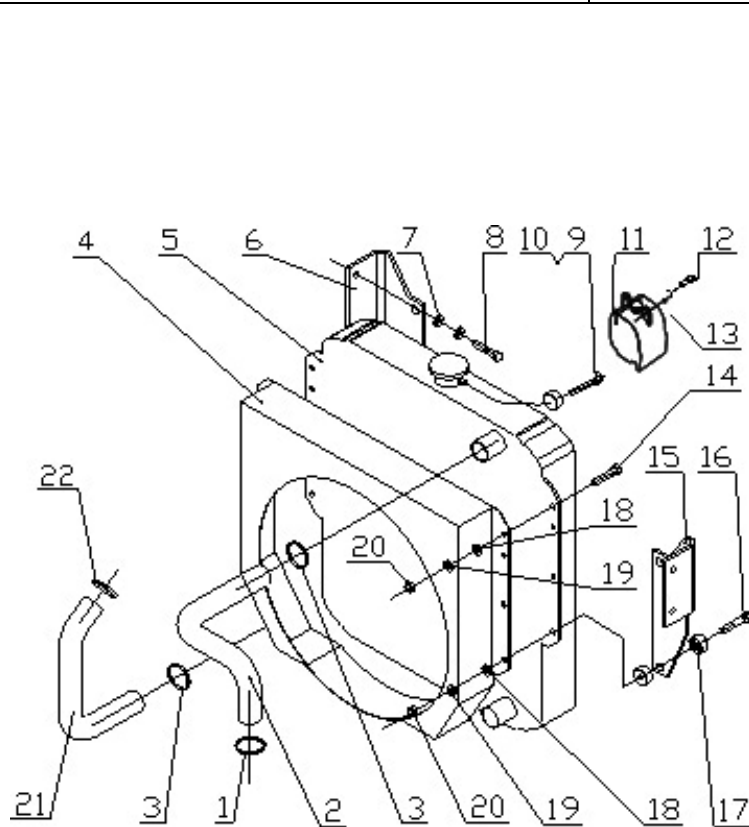
Ⓚ CPYD50/60/70-RW57 Ⓜ CPYD50/60/70-RW17 Ⓢ CPQYD50/60/70-RW57 Ⓣ CPYD50/60/70-RW24

序号 Item	物料码 Code No.	名称 Description	数量 Qty	备注或适用车型 Remarks Or Serial No.
13	BK8-G00	抱箍 Φ8-12 Clamp Φ8-12	2	
14	GR505-330005-W00	输水胶管 (内径 Φ8) Pipe(exradius Φ8)	1	Ⓜ—2014.4.1
-	GR512-330005-W00	输水胶管 (内径 Φ8) Pipe(exradius Φ8)	1	Ⓢ Ⓣ—2014.4.1
-	GR501-330005-W00	胶管 Pipe	1	2014.1.1—
15	XF250-330200-000	膨胀水箱 Expansion water box	1	—2014.4.1
-	N163-330100-G00	膨胀水箱 2171040K01 Expansion water box	1	2014.4.1—
16	G000093-000006-00	垫圈 6 Washer 6	2	
17	G005783-006016-00	螺栓 M6×16 Bolt M6×16	2	
18	G005782-010065-00	螺栓 M10×65 Bolt M10×65	4	
19	GR501-330200-000	缓冲垫 Cushion	8	
20	GR505-330003-000	散热器左支架 Left connector bracket	1	
21	G005783-010025-00	螺栓 M10×25 Bolt M10×25	2	
22	G000093-000010-00	垫圈 10 Washer 10	10	
23	G0097P1-000010-00	垫圈 10 Washer 10	6	
24	G006170-000010-00	螺母 M10 Nut M10	10	



图 4-10 冷却系统  
Fig.4-10 Cooling system

Ⓝ CPCD80/100-RG36

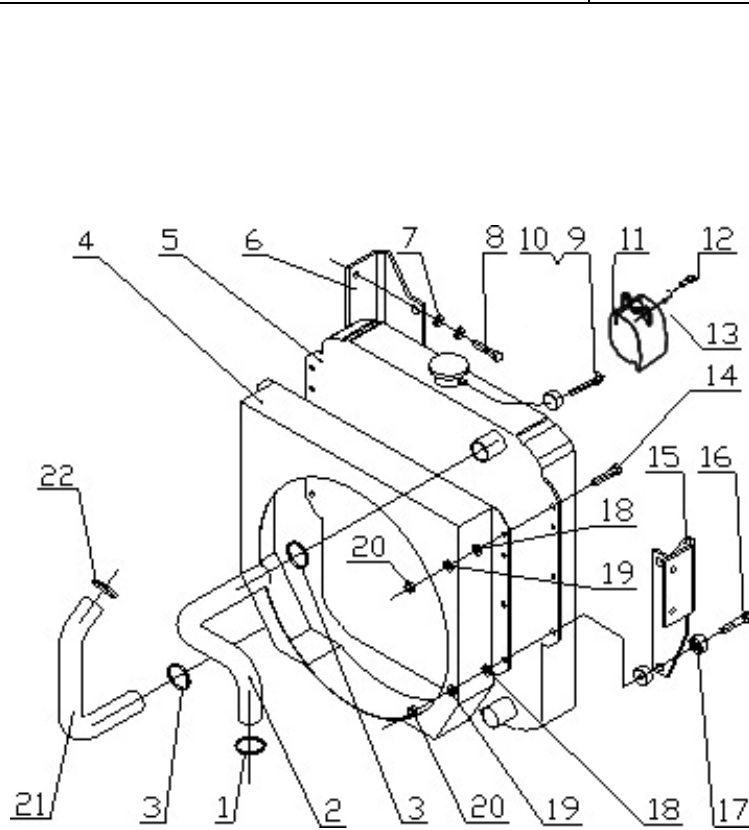


序号 Item	物料码 Code No.	名称 Description	数量 Qty	备注或适用车型 Remarks Or Serial No.
1	Q672-55-G00	双钢丝式环箍 55 Clamp 55	1	—2014.01.01
-	Q672-62-G00	双钢丝式环箍 62 Clamp 62	1	2014.01.01—
2	GR1006-330001-000	水箱进水胶管 Rubber pipe for inlet	1	
3	Q672-52-G00	双钢丝式环箍 52 Clamp 52	2	—2014.01.01
-	Q672-55-G00	双钢丝式环箍 55 Clamp 55	2	2014.01.01—
4	GR1006-331000-000	护风圈总成 Fan shroud assy	1	
5	50DHA-332000	散热器总成 Radiator assy	1	—2014.01.01
-	GA700-331000-000	铝散热器总成 Radiator assy	1	2014.01.01—
6	GR1001-330002-000	右水箱安装板 Right connector bracket	1	
7	G000093-000012-00	垫圈 12 Washer 12	4	
8	G005783-012030-00	螺栓 M12×30 Bolt M12×30	4	
9	GR1006-330003-W00	胶管 (内径 φ8) Rubber pipe	1	
10	BK8-G00	抱箍 φ8-12 Clamp φ8-12	2	
11	N163-330100-G00	膨胀水箱 2171040K01 Expansion water box	1	
12	G005783-006016-00	螺栓 M6×16 Bolt M6×16	2	



图 4-10 冷却系统  
Fig.4-10 Cooling system

Ⓝ CPCD80/100-RG36



序号 Item	物料码 Code No.	名称 Description	数量 Qty	备注或适用车型 Remarks Or Serial No.
13	G000093-000006-00	垫圈 6 Washer 6	2	
14	G005783-010035-000	螺栓 M10×35 Bolt M10×35	4	
15	GR1001-330001-000	左水箱安装板 Left connector bracket	1	
16	G005782-010065-00	螺栓 M10×65 Bolt M10×65	4	
17	GR501-330200-000	缓冲垫 Cushion	8	
18	G0097P1-000010-00	垫圈 10 Washer 10	8	
19	G000093-000010-00	垫圈 10 Washer 10	8	
20	G006170-000010-00	螺母 M10 Nut M10	8	
21	GR1006-330002-000	水箱出水胶管 Rubber pipe for outlet	1	
22	Q672-70-G00	双钢丝式环箍 70 Clamp 70	1	

图 4-11 冷却系统  
Fig.4-11 Cooling system

© CPCD50/60/70-RW38 ® CPCD50/60/70-RW38B

序号 Item	物料码 Code No.	名称 Description	数量 Qty	备注或适用车型 Remarks Or Serial No.
1	GR709-330004-000	中冷器出气管 Pipe for air outlet	1	
2	R488-330006-G00	T 型卡箍 74 T- clamp 74	6	
3	GR709-331000-000	水箱中冷器护风圈总成 Radiator fan shroud	1	
4	G006170-000008-00	螺母 M8 Nut M8	2	
5	G0097P1-000008-00	垫圈 8 Washer 8	6	
6	GR709-330002-000	水箱右支架 Radiator right support	1	
7	GR709-332000-000	副水箱 Auxiliary radiator	1	
8	G000093-000008-00	垫圈 8 Washer 8	6	
9	G005783-008020-00	螺栓 M8×20 Bolt M8×20	2	
10	GR709-330011-000	副水箱出水管 Rubber pipe	1	
11	GR709-330012-000	副水箱进水管 Rubber pipe	1	
12	G005783-012025-00	螺栓 M12×25 Bolt M12×25	4	
13	G000093-000012-00	垫圈 12 Washer 12	4	
14	G0097P1-000012-00	垫圈 12 Washer 12	4	
15	GR709-330007-000	水箱出水管 Pipe for water outlet	1	

图 4-11 冷却系统  
Fig.4-11 Cooling system

© CPCD50/60/70-RW38 ® CPCD50/60/70-RW38B

序号 Item	物料码 Code No.	名称 Description	数量 Qty	备注或适用车型 Remarks Or Serial No.
16	Q672-60-G00	双钢丝式环箍 60 Clamp 60	2	
17	G005782-010065-00	螺栓 M10×65 Bolt M10×65	4	
18	G0097P1-000010-00	垫圈 10 Washer 10	4	
19	GR501-330200-000	缓冲垫 Cushion	8	
20	GR709-330003-000	水箱左支架 Radiator left support	1	
21	G000093-000010-00	垫圈 10 Washer 10	4	
22	G006170-000010-00	螺母 M10 Nut M10	4	
23	GR709-330008-000	中冷器进气接管 Rubber pipe for charge air	2	
24	GR709-330005-000	中冷器进气钢管 Connect pipe	1	
25	Q672-50-G00	双钢丝式环箍 50 Clamp 50	2	
26	X700-330015-G00	风扇垫块 Shim	1	
27	X700-330016-G00	风扇 Fan	1	
28	GR709-330006-000	水箱进水管 Pipe for water inlet	1	
29	G005782-008100-00	螺栓 M8×100 Bolt M8×100	4	
30	GR709-330009-W00	胶管(Φ8×Φ12) Rubber pipe(Φ8×Φ12)	1	

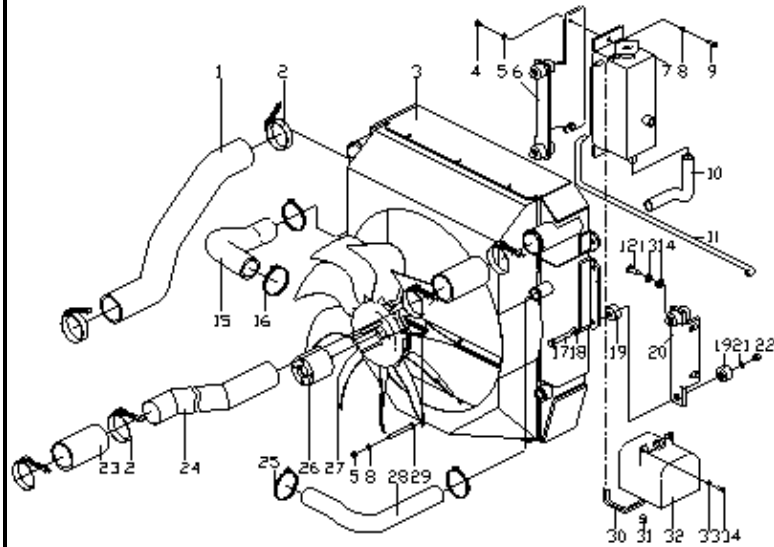
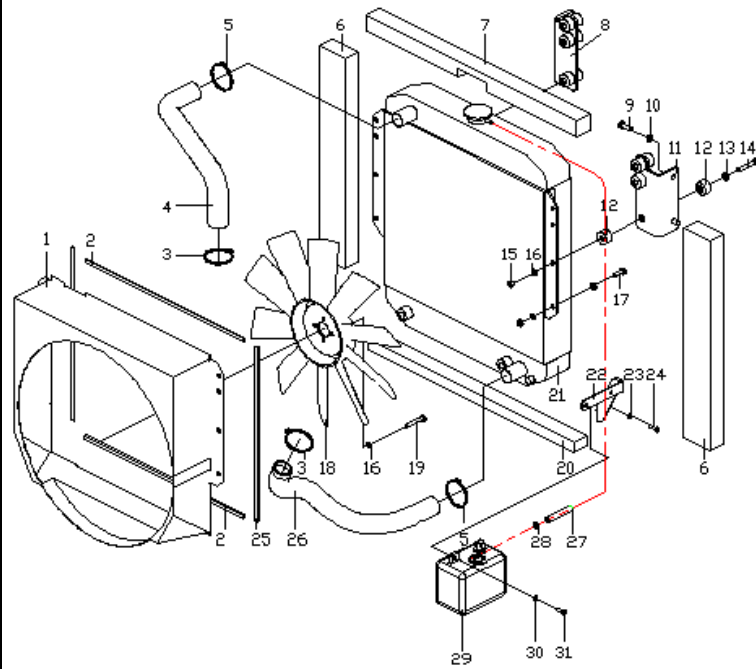




图 4-12 冷却系统  
Fig.4-12 Cooling system

Ⓟ CPCD50/60/70-RG41



序号 Item	物料码 Code No.	名称 Description	数量 Qty	备注或适用车型 Remarks Or Serial No.
1	GR713-332000-000	风扇罩 Fan shroud assy	1	
2	GR713-330006-000	挡风海绵 Sponge	2	
3	Q672-60-G00	双钢丝式环箍 60 Clamp 60	2	
4	GR713-330001-000	水箱进水胶管 Rubber pipe for inlet	1	
5	Q672-55-G00	双钢丝式环箍 55 Clamp 55	2	
6	GR713-330009-000	水箱侧挡风海绵 Sponge	2	
7	GR713-330008-000	水箱上挡风海绵 Sponge	1	
8	GR713-330003-000	右连接板 Sponge	1	
9	G005783-012030-00	螺栓 M12×30 Bolt M12×30	4	
10	G000093-000012-00	垫圈 12 Washer 12	4	
11	GR713-330004-000	左连接板 Left connector bracket	1	
12	GR501-330200-000	缓冲垫 Cushion	12	
13	G0097P1-000010-00	垫圈 10 Washer	8	
14	G005783-010065-00	螺栓 M10×65 Bolt M10×65	6	
15	G006170-000010-00	螺母 M10 Nut M10	8	

图 4-12 冷却系统  
Fig.4-12 Cooling system

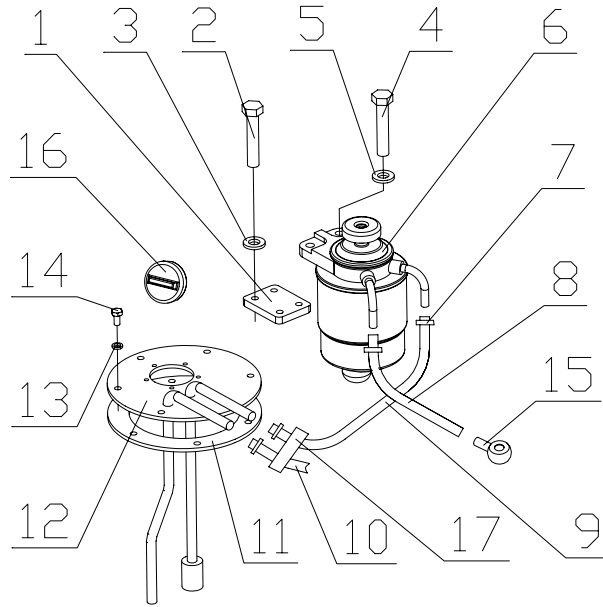
Ⓟ CPCD50/60/70-RG41

序号 Item	物料码 Code No.	名称 Description	数量 Qty	备注或适用车型 Remarks Or Serial No.
16	G000093-000010-00	垫圈 10 Washer 10	8	
17	G005783-010025-00	螺栓 M10×25 Bolt M10×25	2	
18	GRS1001-330006-G00	风扇 Fan	1	
19	G005789-010060-00	螺栓 M10×60 Bolt M10×60	4	
20	GR713-330010-000	水箱下挡风海绵 Sponge	1	
21	80DH-332000	铝散热器总成 Radiator assy	1	—2014.01.01
-	GA701-331000-000	铝散热器总成 Radiator assy	1	2014.01.01—
22	GR713-330005-000	支架 Support	1	
23	G000093-000008-00	垫圈 8 Washer 8	2	
24	G005783-008025-00	螺栓 M8×25 Bolt M8×25	2	
25	GR713-330007-000	挡风海绵 Sponge	2	
26	GR713-330002-000	水箱出水胶管 Rubber pipe for outlet	1	
27	GR503-330003-W00	胶管 (内径 φ8) Rubber pipe(exradius φ8)	1	
28	BK8-G00	抱箍 φ8-12 Clamp φ8-12	2	
29	N163-330100-G00	膨胀水箱 2171040K01 Expansion water box	1	



图 5-1 燃油系统  
Fig.5-1 Fuel system

Ⓐ CPCD50/60/70-RG16    Ⓑ CPCD80/100-RG16    Ⓔ CPCD50/60/70-RG24    Ⓒ CPCD50/60/70-RW14  
 Ⓓ CPCD80/100-RW14    Ⓕ CPCD50/60/70-RW14B    Ⓖ CPCD80/100-RG36    Ⓔ CPCD50/60/70-RG41  
 Ⓖ CPCD50/60/70-RW41    Ⓖ CPCD80/100-RW41    Ⓖ CPCD50/60/70-RG16-J

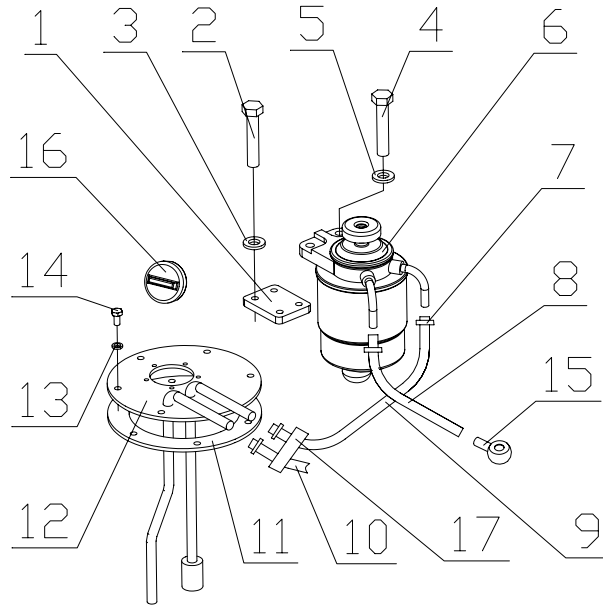


序号 Item	物料码 Code No.	名称 Description	数量 Qty	备注或适用车型 Remarks Or Serial No.
1	GR501-340001-000	安装板 Bracket	1	
2	G005783-006020-00	螺栓M6×20 Bolt M6×20	2	
3	G000093-000006-00	垫圈 6 Washer 6	2	
4	G005783-008025-00	螺栓 M8×25 Bolt M8×25	2	
5	G000093-000008-00	垫圈 8 Washer 8	2	
6	GR501-342000-000	油水分离器 Oil-water separator	1	Ⓐ Ⓑ Ⓒ Ⓓ Ⓕ Ⓖ Ⓔ Ⓕ Ⓖ
-	30HB-341000	油水分离器 Oil-water separator	1	Ⓔ
7	Q672-18-G00	双钢丝式环箍 18 Clamp 18	6	
8	GR501-340002-W00	输油胶管 (内径 φ10) Rubber hose	1	Ⓐ Ⓒ Ⓕ Ⓖ Ⓔ
-	GR1001-340002-W00	输油胶管 (内径 φ10) Rubber hose	1	Ⓑ Ⓓ Ⓖ
-	GR504-340001-W00	输油胶管(内径 φ8) Rubber hose	1	Ⓔ
-	GR713-340001-W00	输油胶管(内径 φ10) Rubber hose	1	Ⓔ
-	GR1006-340002-W00	输油胶管 (内径 φ10) Rubber hose	1	Ⓖ
9	GR501-340003-W00	输油胶管 (内径 φ10) Rubber hose	1	Ⓐ Ⓒ Ⓕ Ⓖ Ⓔ
-	GR1001-340003-W00	输油胶管 (内径 φ10) Rubber hose	1	Ⓑ Ⓓ Ⓖ



图 5-1 燃油系统  
Fig.5-1 Fuel system

Ⓐ CPCD50/60/70-RG16    Ⓑ CPCD80/100-RG16    Ⓔ CPCD50/60/70-RG24    Ⓒ CPCD50/60/70-RW14  
 Ⓕ CPCD80/100-RW14    Ⓓ CPCD50/60/70-RW14B    Ⓖ CPCD80/100-RG36    Ⓓ CPCD50/60/70-RG41  
 Ⓖ CPCD50/60/70-RW41    Ⓖ CPCD80/100-RW41    Ⓡ CPCD50/60/70-RG16-J

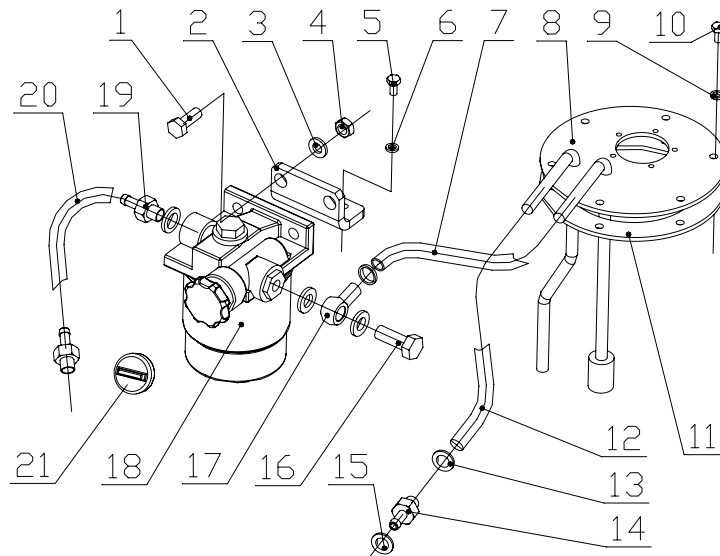


序号 Item	物料码 Code No.	名称 Description	数量 Qty	备注或适用车型 Remarks Or Serial No.
-	GR504-340002-W00	输油胶管(内径 φ8) Rubber hose	1	Ⓔ
-	GR713-340003-W00	输油胶管(内径 φ10) Rubber hose	1	Ⓓ
-	GR1006-340003-W00	输油胶管(内径 φ10) Rubber hose	1	Ⓖ
10	GR501-340004-W00	输油胶管(内径 φ10) Rubber hose	1	Ⓐ Ⓒ Ⓓ Ⓖ Ⓡ
-	GR1001-340004-W00	输油胶管(内径 φ10) Rubber hose	1	Ⓑ Ⓕ Ⓖ
-	GR504-340003-W00	回油胶管(内径 φ8) Rubber hose	1	Ⓔ
-	GR713-340002-W00	输油胶管(内径 φ8) Rubber hose	1	Ⓓ
-	GR1006-340004-W00	输油胶管(内径 φ10) Rubber hose	1	Ⓖ
11	N163-700007-000	垫 Pad	1	
12	GR501-341000-000	燃油箱盖 Cover of fuel case	1	Ⓐ Ⓒ Ⓓ Ⓖ Ⓡ
-	GR504-341000-000	燃油箱盖 Cover of fuel case	1	Ⓔ
-	GR1001-341000-000	燃油箱盖 Cover of fuel case	1	Ⓑ Ⓕ Ⓖ Ⓡ
-	GR713-341000-000	燃油箱盖 Cover of fuel case	1	Ⓓ
13	J000982-000006-00	垫圈 6 Washer 6	6	
14	G005783-006016-00	螺栓 M6×16 Bolt M6×16	6	



图 5-2 燃油系统  
Fig.5-2 Fuel system

© CPCD50/60/70-RW28    Ⓓ CPCD80/100-RW28



序号 Item	物料码 Code No.	名称 Description	数量 Qty	备注或适用车型 Remarks Or Serial No.
1	G005783-012030-00	螺栓M12×30 Bolt M12×30	2	
2	GR502-340001-000	安装板 Bracket	1	
3	G000093-000012-00	垫圈 12 Washer 12	2	
4	G006170-000012-00	螺母M12 Nut M12	2	
5	G005783-006020-00	螺栓 M6×20 Bolt M6×20	2	
6	G000093-000006-00	垫圈 6 Washer 6	2	
7	GR502-340007-W00	输油胶管 (内径 φ10) Rubber hose	1	
8	GR502-341000-000	燃油箱盖 Cover of fuel case	1	©
-	GR1002-341000-000	燃油箱盖 Cover of fuel case	1	Ⓓ
9	J000982-000006-00	垫圈6 Washer	6	
10	G005783-006016-00	螺栓 M6×16 Bolt M6×16	6	
11	N163-700007-000	垫 Pad	1	
12	GR502-340008-W00	输油胶管 (内径 φ10) Rubber hose(exradius φ10)	1	
13	Q672-18-G00	双钢丝式环箍 18 Clamp 18	6	
14	GR502-340004-000	发动机回油接头 Connector	1	

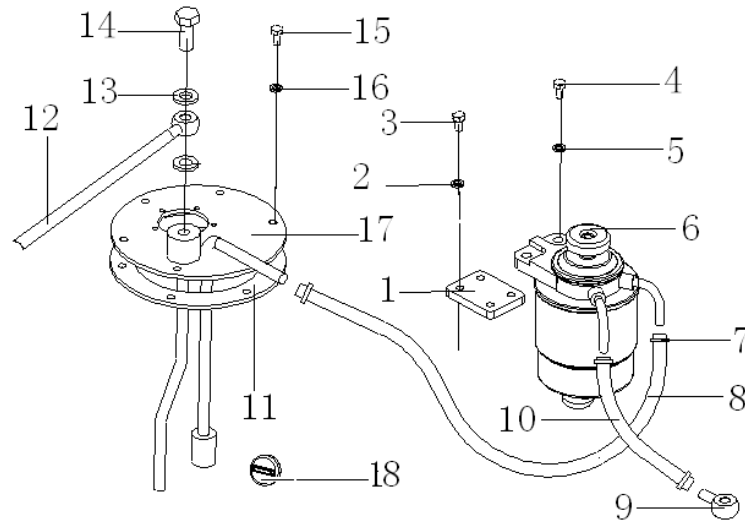
图 5-2 燃油系统  
Fig.5-2 Fuel system

© CPCD50/60/70-RW28    © CPCD80/100-RW28

序号 Item	物料码 Code No.	名称 Description	数量 Qty	备注或适用车型 Remarks Or Serial No.
	15	垫圈 12 Washer 12	4	
	16	管接头螺栓 Bolt	1	
	17	吸油接头 Connector	1	
	18	油水分离器 Oil-water separator	1	
	19	接头 Connector	2	
	20	输油胶管 (内径 $\phi 8$ ) Rubber hose	1	
	21	燃油箱盖 Cover of fuel case	1	

图 5-3 燃油系统  
Fig.5-3 Fuel system

Ⓔ CPCD80/100-RG17 Ⓢ CPCD80/100-RG25

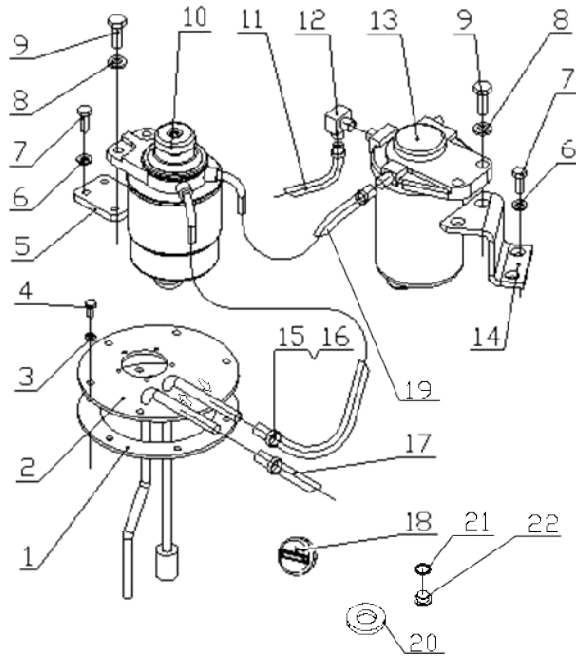


序号 Item	物料码 Code No.	名称 Description	数量 Qty	备注或适用车型 Remarks Or Serial No.
1	GR501-340001-000	安装板 Bracket	1	
2	G005783-006020-00	螺栓 M6×20 Bolt M6×20	2	
3	G000093-000006-00	垫圈 6 Washer 6	2	
4	G005783-008025-00	螺栓 M8×25 Bolt M8×25	2	
5	G000093-000008-00	垫圈 8 Washer 8	2	
6	30HB-341000	油水分离器 Oil-water separator	1	
7	Q672-18-G00	双钢丝式环箍 18 Clamp 18	12	
8	GR1005-340002-W00	输油胶管 (内径 φ8) Rubber hose	1	Ⓔ
-	GR804-340002-W00	输油胶管 (内径 φ8) Rubber hose	1	Ⓢ
9	3E-160002	吸油接头 Oil absorption joint	1	Ⓔ
10	GR1005-340001-W00	输油胶管 (内径 φ8) Rubber hose	1	Ⓔ
-	GR804-340001-W00	输油胶管 (内径 φ8) Rubber hose	1	Ⓢ
11	N163-700007-000	垫 Pad	1	
12	GR1005-342000-W00	回油管 Rubber hose	1	Ⓔ
-	GR804-340003-W00	回油管 Rubber hose	1	Ⓢ



图 5-4 燃油系统  
Fig.5-4 Fuel system

Ⓜ CPCD50/60/70-RW19A



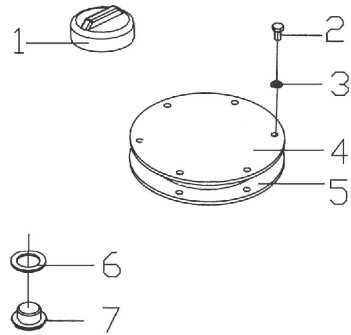
序号 Item	物料码 Code No.	名称 Description	数量 Qty	备注或适用车型 Remarks Or Serial No.
1	N163-700007-000	垫 Pad	1	
2	GR506-341000-001	燃油箱盖 Cover of fuel case	1	
3	J000982-000006-00	垫圈 6 Washer 6	6	
4	G005783-006016-00	螺栓M6×16 Bolt M6×16	6	
5	GR501-340001-000	安装板 Bracket	1	
6	G000093-000006-00	垫圈 6 Washer 6	2	
7	G005783-006020-00	螺栓M6×20 Bolt M6×20	2	
8	G000093-000008-00	垫圈 8 Washer 8	6	
9	G005783-008025-00	螺栓M8×25 Bolt M8×25	6	
10	30HB-341000	油水分离器 Oil-water separator	1	
11	GR506-340001-W00	输油胶管 (内径φ8) Rubber hose	1	
12	N150-340001-000	直角接头 Connector	2	
13	16400-L9060-G00	油水分离器 Oil-water separator	1	
14	GR506-342000-000	支架 Support	1	
15	GR506-340002-W00	输油胶管 (内径φ8) Rubber hose	1	





图 5-5 燃油系统  
Fig.5-5 Fuel system

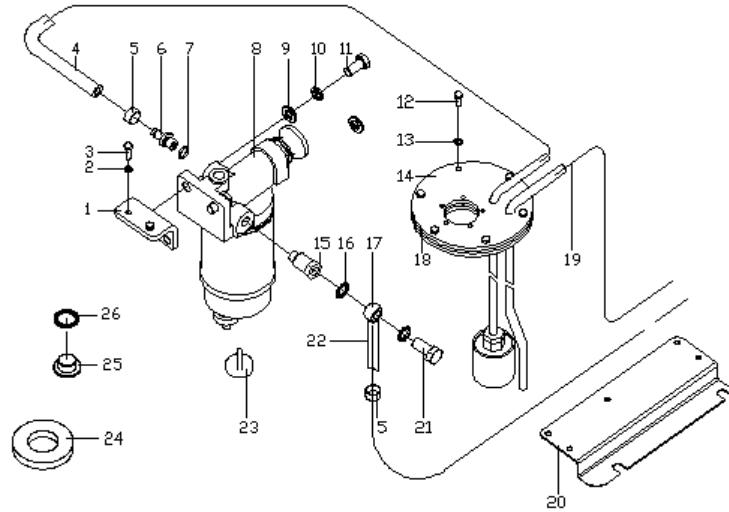
Ⓚ CPYD50/60/70-RW57 Ⓜ CPYD50/60/70-RW17 Ⓣ CPYD50/60/70-RW24



序号 Item	物料码 Code No.	名称 Description	数量 Qty	备注或适用车型 Remarks Or Serial No.
1	N163-341000-G00	燃油箱盖 Cover of fuel case	1	
2	G005783-006016-00	螺栓M6×16 Bolt M6×16	6	
3	J000982-000006-00	垫圈6 Washer 6	6	
4	R453-340001-000	盖板 Cover of fuel case	1	
5	N163-700007-000	垫 Pad	1	
6	J000982-000024-00	垫圈24 Washer 24	1	
7	N163-340008-000	螺塞 Plug	1	

图 5-6 燃油系统  
Fig.5-6 Fuel system

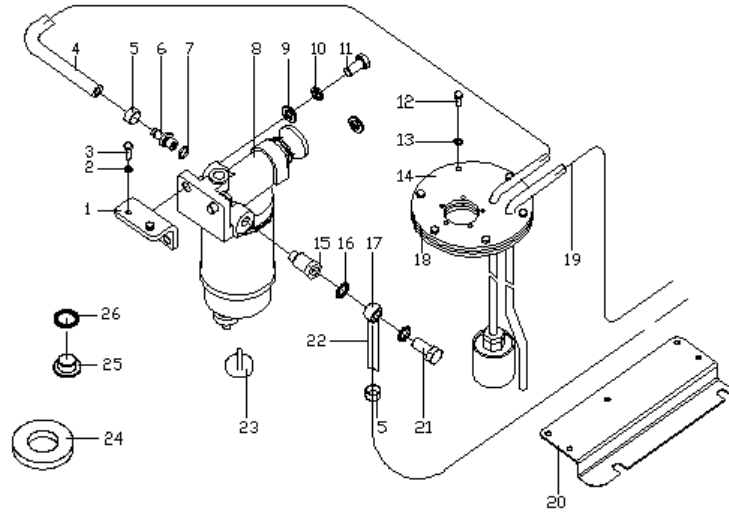
© CPCD50/60/70-RW38 ® CPCD50/60/70-RW38B



序号 Item	物料码 Code No.	名称 Description	数量 Qty	备注或适用车型 Remarks Or Serial No.
1	GR709-340001-000	安装板 Bracket	1	
2	G000093-000006-00	垫圈 6 Washer 6	2	
3	G005783-006020-00	螺栓 M6×20 Bolt M6×20	2	
4	GR709-340004-W00	输油胶管(内径Φ10) Rubber hose	1	
5	Q672-18-G00	双钢丝环箍 18 Clamp 18	6	
6	GR709-340009-000	接头体 Connector	1	
7	G001235-001602P4-00	O形密封圈 16×2.4 O-ring 16×2.4	1	
8	GR709-340008-G00	油水分离器 Oil-water separator	1	
9	G0097P1-000012-00	垫圈 12 Washer 12	2	
10	G000093-000012-00	垫圈 12 Washer 12	2	
11	G005783-012020-00	螺栓 M12×30 Bolt M12×30	2	
12	G005783-006016-01	螺栓 M6×16 Bolt M6×16	6	
13	J000982-000006-00	垫圈 6 Washer 6	6	
14	GR501-341000-000	燃油箱盖 Cover of fuel case	1	
15	GR709-340003-G00	吸油接头 Connector	1	

图 5-6 燃油系统  
Fig.5-6 Fuel system

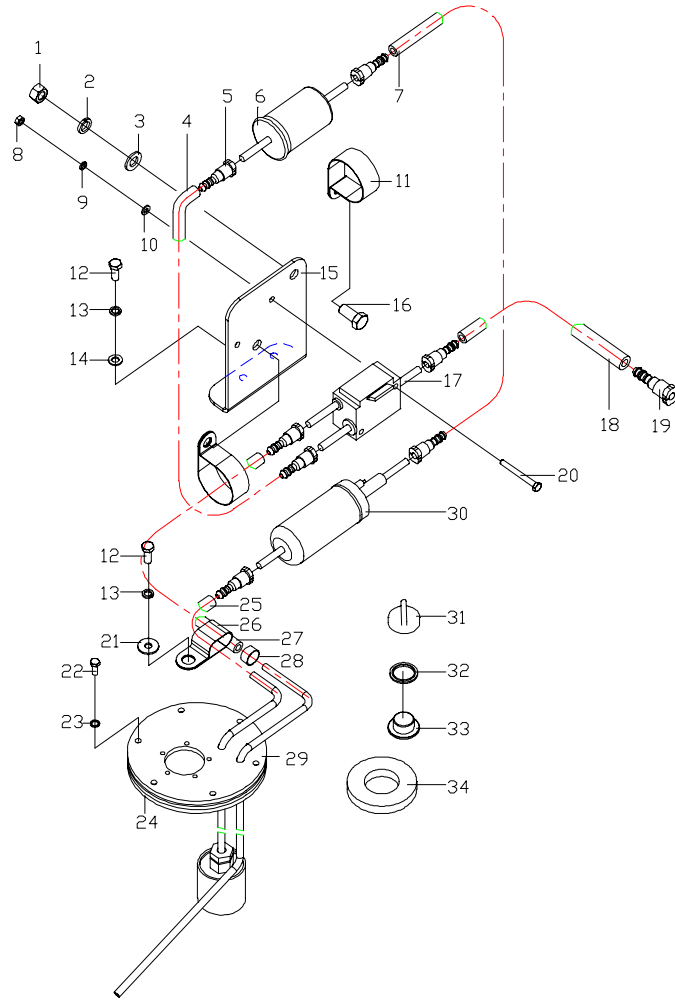
© CPCD50/60/70-RW38 ® CPCD50/60/70-RW38B



序号 Item	物料码 Code No.	名称 Description	数量 Qty	备注或适用车型 Remarks Or Serial No.
16	GR709-340006-G00	组合垫圈 Bonded washer	1	
17	GR709-340007-G00	接头 Connector	1	
18	N163-700007-000	垫 Pad	1	
19	GR709-340005-W00	输油胶管(内径Φ10) Rubber hose	1	
20	X700-340200-000	支架 Bracket	1	
21	GR709-340002-G00	管接头螺栓 Bolt	1	
22	GR709-340010-W00	输油胶管(内径Φ10) Rubber hose	1	
23	N163-341000-G00	燃油箱盖 Cover of fuel case	1	
24	N163-340002-000	磁铁 Magnet	1	
25	N163-340008-000	螺塞 Screw	1	
26	J000982-000024-00	垫圈 24 Washer 24	1	

图 5-7 燃油系统  
Fig.5-7 Fuel system

Ⓢ CPQYD50/60/70-RW57



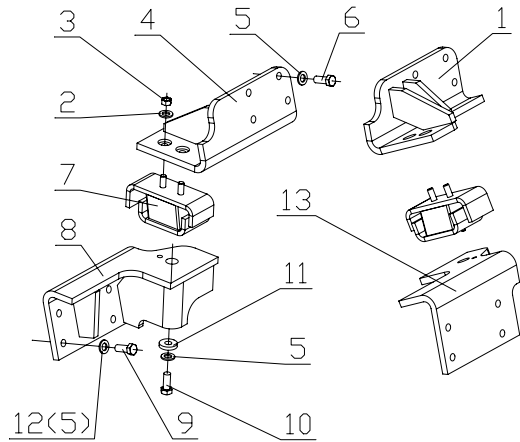
序号 Item	物料码 Code No.	名称 Description	数量 Qty	备注或适用车型 Remarks Or Serial No.
1	G006170-000012-00	螺母 M12 Nut M12	2	
2	G000093-000012-00	垫圈 12 Washer 12	2	
3	G0097P1-000012-00	垫圈 12 Washer 12	2	
4	GR515-340004-W00	输油胶管 $\Phi 8 \times \Phi 16.5$ Rubber hose $\Phi 8 \times \Phi 16.5$	1	
5	R455-340003-G00	油管接头 Hose connector	7	
6	R455-343000-G00	汽油滤清器 Petrol filter	1	
7	GR515-340003-W00	输油胶管 $\Phi 8 \times \Phi 16.5$ Rubber hose $\Phi 8 \times \Phi 16.5$	1	
8	G006170-000006-00	螺母 M6 Nut M6	2	
9	G000093-000006-00	垫圈 6 Washer 6	2	
10	G0097P1-000006-00	垫圈 6 Washer 6	2	
11	R455-340004-G00	抱箍 Clamp	2	
12	G005783-008020-00	螺栓 M8x20 Bolt M8x20	3	
13	G000093-000008-00	垫圈 8 Washer 8	3	
14	G0097P1-000008-00	垫圈 8 Washer 8	2	
15	GR515-340001-001	支架 Bracket	1	





图 6-1 发动机安装  
Fig.6-1 Engine mount

Ⓐ CPCD50/60/70-RG16 Ⓑ CPCD80/100-RG16 Ⓒ CPCD50/60/70-RG16-J



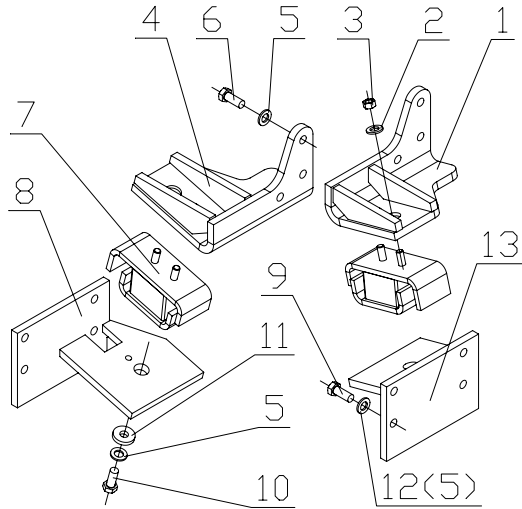
序号 Item	物料码 Code No.	名称 Description	数量 Qty	备注或适用车型 Remarks Or Serial No.
1	GR501-351000-001	发动机左支架 Engine left bracket	1	Ⓐ Ⓒ
-	GR1001-351000-001	发动机左支架 Engine left bracket	1	Ⓑ
2	G000093-000010-00	垫圈 10 Washer 10	4	
3	G006171-000010-01	螺母 M10×1.25 Nut M10×1.25	4	
4	GR501-352000-001	发动机右支架 Engine right bracket	1	Ⓐ Ⓒ
-	GR1001-352000-001	发动机右支架 Engine right bracket	1	Ⓑ
5	G000093-000012-00	垫圈12 Washer 12	18	Ⓐ Ⓒ
-	G000093-000012-00	垫圈12 Washer 12	10	Ⓑ
6	G005783-012035-00	螺栓 M12×35 Bolt M12×35	8	
7	GR501-355000-000	缓冲垫 Blotter	2	
8	GR501-354000-001	发动机右支座 Engine right mount bracket	1	Ⓐ Ⓒ
-	GR1001-354000-002	发动机右支座 Engine right mount bracket	1	Ⓑ
9	G005783-012030-00	螺栓M12×30 Bolt M12×30	8	Ⓐ Ⓒ
-	G005783-016035-00	螺栓M16×35 Bolt M16×35	8	Ⓑ
10	G005786-012030-00	螺栓M12×1.25×30 Bolt M12×1.25×30	2	





图 6-2 发动机安装  
Fig.6-2 Engine mount

© CPCD50/60/70-RW28    ① CPCD80/100-RW28

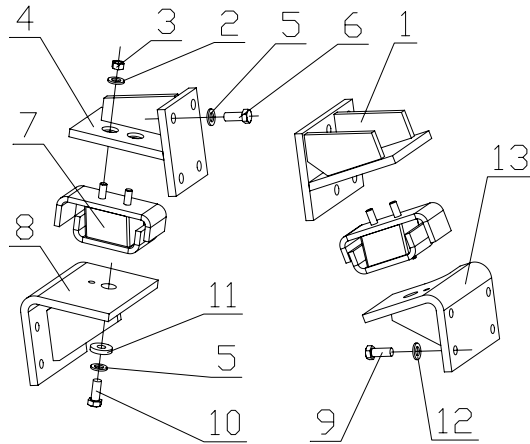


序号 Item	物料码 Code No.	名称 Description	数量 Qty	备注或适用车型 Remarks Or Serial No.
1	GR502-350300-000	发动机左支架 Engine left bracket	1	©
-	GR1002-350300-001	发动机左支架 Engine left bracket	1	①
2	G000093-000010-00	垫圈 10 Washer 10	4	
3	G006171-000010-01	螺母 M10×1.25 Nut M10×1.25	4	
4	GR502-350400-000	发动机右支架 Engine right bracket	1	©
-	GR1002-350400-001	发动机右支架 Engine right bracket	1	①
5	G000093-000012-00	垫圈 12 Washer 12	16	©
-	G000093-000012-00	垫圈 12 Washer 12	10	①
6	G005783-012035-00	螺栓 M12×35 Bolt M12×35	6	
7	GR501-355000-000	缓冲垫 Bumper	2	
8	GR502-350200-001	发动机右支座 Engine right mount bracket	1	©
-	GR1002-350200-002	发动机右支座 Engine right mount bracket	1	①
9	G005783-012030-00	螺栓 M12×30 Bolt M12×30	8	©
-	G005783-016035-00	螺栓 M16×35 Bolt M16×35	8	①
10	G005786-012030-00	螺栓 M12×1.25×30 Bolt M12×1.25×30	2	



图 6-3 发动机安装  
Fig.6-3 Engine mount

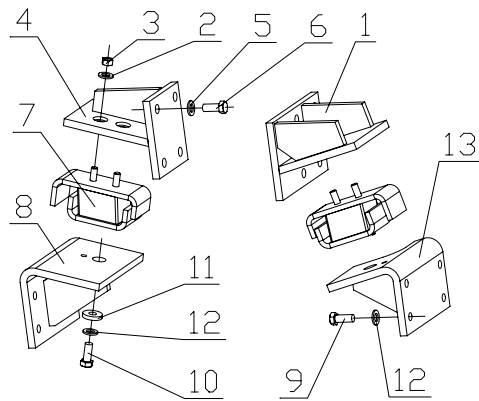
Ⓔ CPCD80/100-RG17



序号 Item	物料码 Code No.	名称 Description	数量 Qty	备注或适用车型 Remarks Or Serial No.
1	GR1005-351000-001	发动机左支架 Engine left bracket	1	
2	G000093-000010-00	垫圈 10 Washer 10	4	
3	G006171-000010-01	螺母 M10×1.25 Nut M10×1.25	4	
4	GR1002-352000-001	发动机右支架 Engine right bracket	1	
5	G000093-000012-00	垫圈 12 Washer 12	10	
6	G005783-012030-00	螺栓 M12×30 Bolt M12×30	8	
7	GR501-355000-000	缓冲垫 Bumper	2	
8	GR1005-354000-002	发动机右支座 Engine right mount bracket	1	
9	G005783-016035-00	螺栓 M16×35 Bolt M16×35	8	
10	G005786-012030-00	螺栓 M12×1.25×30 Bolt M12×1.25×30	2	
11	50DH-300001	垫片 Shim	2	
12	G000093-000016-00	垫圈 16 Washer 16	8	
13	GR504-353000-001	发动机左支座 Engine left mount bracket	1	

图 6-4 发动机安装  
Fig.6-4 Engine mount

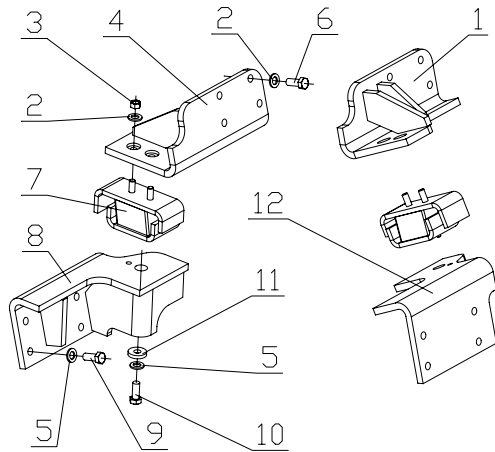
Ⓔ CPCD50/60/70-RG24



序号 Item	物料码 Code No.	名称 Description	数量 Qty	备注或适用车型 Remarks Or Serial No.
1	GR504-351000-001	发动机左支架 Engine left bracket	1	
2	G000093-000010-00	垫圈 10 Washer 10	4	
3	G006171-000010-01	螺母 M10×1.25 Nut M10×1.25	4	
4	GR504-352000-001	发动机右支架 Engine right bracket	1	
5	G000093-000014-00	垫圈 14 Washer 14	8	
6	G005783-014035-00	螺栓 M14×35 Bolt M14×35	8	
7	GR501-355000-000	缓冲垫 Bumper	2	
8	GR504-354000-001	发动机右支座 Engine right mount bracket	1	
9	G005783-012030-00	螺栓 M12×30 Bolt M12×30	8	
10	G005786-012030-00	螺栓 M12×1.25×30 Bolt M12×1.25×30	2	
11	50DH-300001	垫片 Shim	2	
12	G000093-000012-00	垫圈 12 Washer 12	10	
13	GR504-353000-001	发动机左支座 Engine left mount bracket	1	

图 6-5 发动机安装  
Fig.6-5 Engine mount

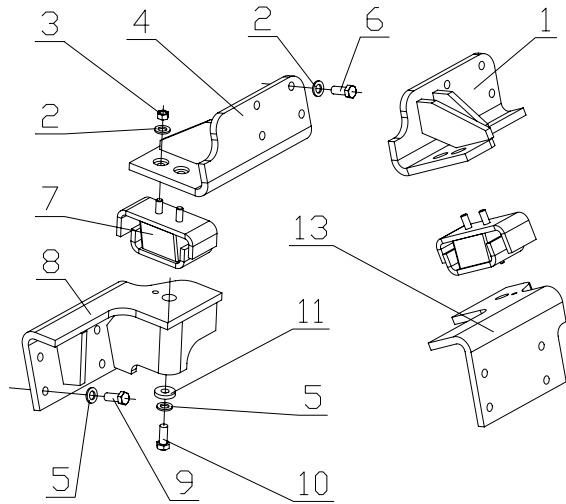
Ⓒ CPCD50/60/70-RW14 Ⓓ CPCD50/60/70-RW14B



序号 Item	物料码 Code No.	名称 Description	数量 Qty	备注或适用车型 Remarks Or Serial No.
1	GR503-351000-001	发动机左支架 Engine left bracket	1	
2	G000093-000010-00	垫圈 10 Washer 10	12	
3	G006171-000010-01	螺母 M10×1.25 Nut M10×1.25	4	
4	GR503-352000-001	发动机右支架 Engine right bracket	1	
5	G000093-000012-00	垫圈 12 Washer 12	10	
6	G005786-010030-00	螺栓 M10×1.25×30 Bolt M10×1.25×30	8	
7	GR501-355000-000	缓冲垫 Bumper	2	
8	GR501-354000-001	发动机右支座 Engine right mount bracket	1	
9	G005783-012030-00	螺栓 M12×30 Bolt M12×30	8	
10	G005786-012030-00	螺栓 M12×1.25×30 Bolt M12×1.25×30	2	
11	50DH-300001	垫片 Shim	2	
12	GR501-353000-001	发动机左支座 Engine left mount bracket	1	

图 6-6 发动机安装  
Fig.6-6 Engine mount

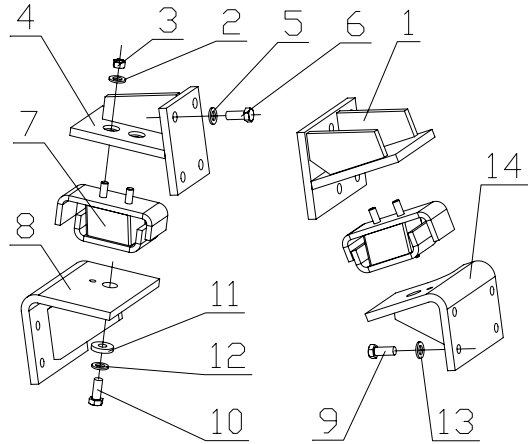
Ⓜ CPCD80/100-RW14 Ⓜ CPCD80/100-RW41



序号 Item	物料码 Code No.	名称 Description	数量 Qty	备注或适用车型 Remarks Or Serial No.
1	GR803-351000-001	发动机左支架 Engine left bracket	1	
2	G000093-000010-00	垫圈 10 Washer 10	12	
3	G006171-000010-01	螺母 M10×1.25 Nut M10×1.25	4	
4	GR803-352000-001	发动机右支架 Engine right bracket	1	
5	G000093-000012-00	垫圈 12 Washer 12	2	
6	G005786-010030-00	螺栓 M10×1.25×30 Bolt M10×1.25×30	8	
7	GR501-355000-000	缓冲垫 Bumper	2	
8	GR1001-354000-002	发动机右支座 Engine right mount bracket	1	
9	G005783-016030-00	螺栓 M16×30 Bolt M16×30	8	
10	G005786-012030-00	螺栓 M12×1.25×30 Bolt M12×1.25×30	2	
11	50DH-300001	垫片 Shim	2	
12	G000093-000016-00	垫圈 16 Washer 16	8	
13	GR1001-353000-002	发动机左支座 Engine left mount bracket	1	

图 6-7 发动机安装  
Fig.6-7 Engine mount

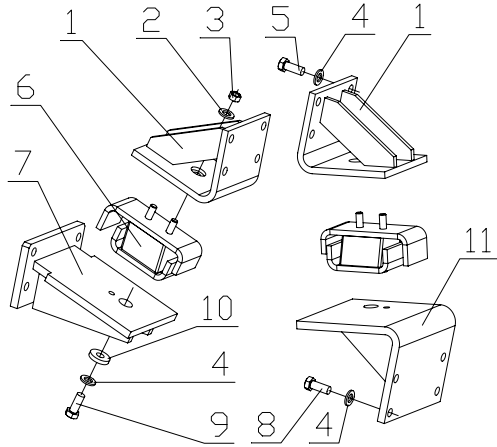
① CPCD80/100-RG25



序号 Item	物料码 Code No.	名称 Description	数量 Qty	备注或适用车型 Remarks Or Serial No.
1	GR804-351000-001	发动机左支架 Engine left bracket	1	
2	G000093-000010-00	垫圈 10 Washer 10	4	
3	G006171-000010-01	螺母 M10×1.25 Nut M10×1.25	4	
4	GR804-352000-001	发动机右支架 Engine right bracket	1	
5	G000093-000014-00	垫圈 14 Washer 14	8	
6	G005783-014035-00	螺栓 M14×35 Bolt M14×35	8	
7	GR501-355000-000	缓冲垫 Bumper	2	
8	GR804-354000-001	发动机右支座 Engine right mount bracket	1	
9	G005783-016035-00	螺栓 M16×35 Bolt M16×35	8	
10	G005786-012030-00	螺栓 M12×1.25×30 Bolt M12×1.25×30	2	
11	50DH-300001	垫片 Shim	2	
12	G000093-000012-00	垫圈 12 Washer 12	2	
13	G000093-000016-00	垫圈 16 Washer 16	8	
14	GR804-353000-001	发动机左支座 Engine left mount bracket	1	

图 6-8 发动机安装  
Fig.6-8 Engine mount

Ⓧ CPCD50/60/70-RW19A

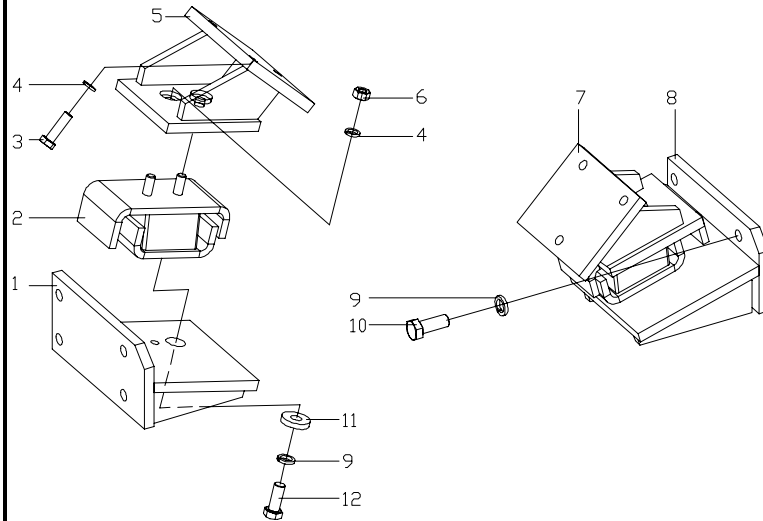


序号 Item	物料码 Code No.	名称 Description	数量 Qty	备注或适用车型 Remarks Or Serial No.
1	GR506-350300-001	发动机支架 Engine bracket	2	
2	G000093-000010-00	垫圈 10 Washer 10	4	
3	G006171-000010-01	螺母 M10×1.25 Nut M10×1.25	4	
4	G000093-000012-00	垫圈12 Washer 12	18	
5	G005783-012035-00	螺栓 M12×35 Bolt M12×35	8	
6	GR501-355000-000	缓冲垫 Bumper	8	
7	GR506-350200-001	发动机右支座 Engine right mount bracket	1	
8	G005783-012030-00	螺栓M12×30 Bolt M12×30	8	
9	G005786-012030-00	螺栓M12×1.25×30 Bolt M12×1.25×30	2	
10	50DH-300001	垫片 Shim	1	
11	GR506-350100-001	发动机左支座 Engine left mount bracket	1	



图 6-9 发动机安装  
Fig.6-9 Engine mount

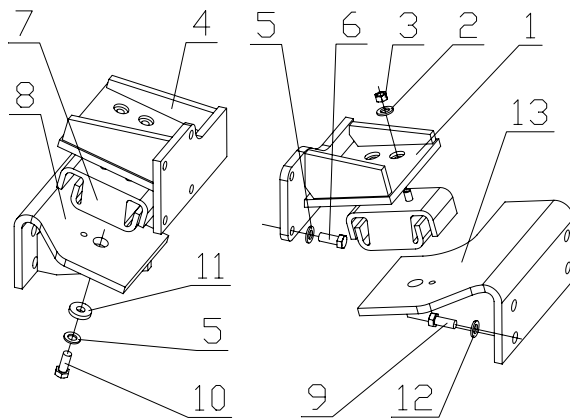
Ⓚ CPYD50/60/70-RW57 Ⓜ CPYD50/60/70-RW17 Ⓢ CPQYD50/60/70-RW57 Ⓣ CPYD50/60/70-RW24



序号 Item	物料码 Code No.	名称 Description	数量 Qty	备注或适用车型 Remarks Or Serial No.
1	GR505-350300-001	发动机左支座 Engine left mount bracket	1	
2	GR501-355000-000	缓冲垫 Cushion	2	
3	G005783-010035-00	螺栓 M10×35 Bolt M10×35	6	
4	G000093-000010-00	垫圈 10 Washer 10	10	
5	GR505-350100-001	发动机左支架 Engine left bracket	1	
6	G006171-000010-01	螺母 M10×1.25 Nut M10×1.25	4	
7	GR505-350200-001	发动机右支架 Engine right bracket	1	
8	GR505-350400-001	发动机右支座 Engine right mount bracket	1	
9	G000093-000012-00	垫圈 12 Washer 12	10	
10	G005783-012030-01	螺栓 M12×30 Bolt M12×30	8	
11	50DH-300001	垫片 Washer	2	
12	G005786-012030-00	螺栓 M12×1.25×30 Bolt M12×1.25×30	2	

图 6-10 发动机安装  
Fig.6-10 Engine mount

Ⓝ CPCD80/100-RG36



序号 Item	物料码 Code No.	名称 Description	数量 Qty	备注或适用车型 Remarks Or Serial No.
1	GR1006-351000-000	发动机左支架 Engine left bracket	1	
2	G000093-000010-00	垫圈 10 Washer 10	4	
3	G006171-000010-01	螺母 M10×1.25 Nut M10×1.25	4	
4	GR1006-352000-000	发动机右支架 Engine right bracket	1	
5	G000093-000012-00	垫圈12 Washer 12	10	
6	G005783-012030-00	螺栓 M12×30 Bolt M12×30	8	
7	GR501-355000-000	缓冲垫 Cushion	2	
8	GR1005-354000-002	发动机右支座 Engine right mount bracket	1	
9	G005783-016035-00	螺栓M16×35 Bolt M16×35	8	
10	G005786-012030-00	螺栓M12×1.25×30 Bolt M12×1.25×30	2	
11	50DH-300001	垫片 Shim	2	
12	G000093-000016-00	垫圈 16 Washer 16	8	
13	GR1005-353000-002	发动机左支座 Engine left mount bracket	1	

图 6-11 发动机安装  
Fig.6-11 Engine mount

© CPCD50/60/70-RW38 ® CPCD50/60/70-RW38B

序号 Item	物料码 Code No.	名称 Description	数量 Qty	备注或适用车型 Remarks Or Serial No.
1	GR709-350100-000	发动机左支座 Engine left mount bracket	1	
2	GR501-355000-000	缓冲垫 Rubber shim	2	
3	G005783-010035-00	螺栓 M10×35 Bolt M10×35	8	
4	G000093-000010-00	垫圈 10 Washer 10	12	
5	GR709-350300-000	发动机左支架 Engine left bracket	1	
6	GR709-350400-000	发动机右支架 Engine right bracket	1	
7	G006171-000010-01	螺母 M10×1.25 Nut M10×1.25	4	
8	GR709-350200-000	发动机右支座 Engine right mount bracket	1	
9	G005783-012035-00	螺栓 M12×35 Bolt M12×35	8	
10	G000093-000012-00	垫圈 12 Washer 12	10	
11	50DH-300001	垫片 Washer	2	
12	G005786-012030-00	螺栓 M12×1.25×30 Bolt M12×1.25×30	2	

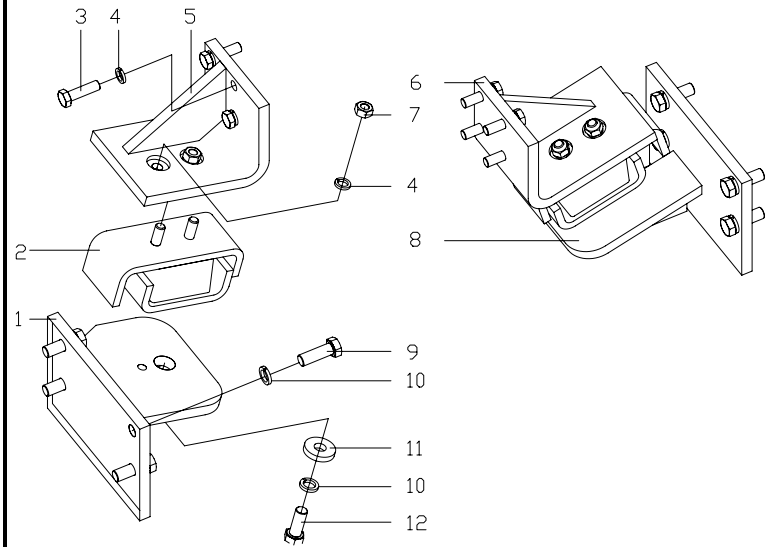


图 6-12 发动机安装  
Fig.6-12 Engine mount

Ⓟ CPCD50/60/70-RG41

序号 Item	物料码 Code No.	名称 Description	数量 Qty	备注或适用车型 Remarks Or Serial No.
1	GR713-352000-000	发动机左支座 Engine left mount bracket	1	
2	GR713-354000-000	缓冲垫 Rubber shim	2	
3	G005783-012030-00	螺栓 M12×30 Bolt M12×30	8	
4	G000093-000012-00	垫圈 12 Washer 12	18	
5	GR713-351000-000	发动机支架 Engine bracket	2	
6	G006171-000010-01	螺母 M10×1.25 Bolt M10×1.25	4	
7	G000093-000010-00	垫圈 10 Washer 10	4	
8	GR713-353000-000	发动机右支座 Engine right mount bracket	1	
9	G005783-012030-01	螺栓 M12×30 Bolt M12×30	8	
10	50DH-300001	垫片 Shim	2	
11	G005786-012030-00	螺栓 M12×1.25×30 Bolt M12×1.25×30	2	

图 6-13 发动机安装  
Fig.6-13 Engine mount

© CPCD50/60/70-RW41

序号 Item	物料码 Code No.	名称 Description	数量 Qty	备注或适用车型 Remarks or Serial No.
1	GR710-351000-000	发动机左支座 Engine left mount bracket	1	
2	GR501-355000-000	缓冲垫 Rubber shim	2	
3	G005786-010030-00	螺栓 M10×1.25×30 Bolt M10×1.25×30	8	
4	G000093-000010-00	垫圈 10 Washer 10	13	
5	GR503-351000-001	发动机左支架 Engine left bracket	1	
6	G006171-000010-01	螺母 M10×1.25 Nut M10×1.25	6	
7	GR503-352000-001	发动机右支架 Engine right bracket	1	
8	GR710-352000-000	发动机右支座 Engine right mount bracket	1	
9	G000093-000012-00	垫圈 12 Washer 12	10	
10	G005783-012030-01	螺栓 M12×30 Bolt M12×30	8	
11	50DH-300001	垫片 Shim	2	
12	G005786-012030-00	螺栓 M12×1.25×30 Bolt M12×1.25×30	2	

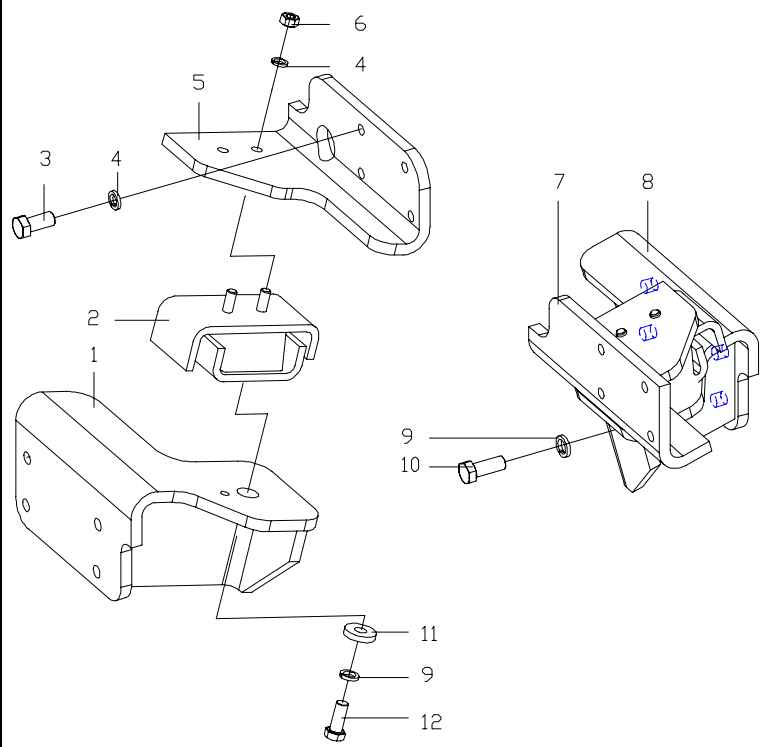


图 7 储气系统  
Fig. 7 LPG Storage system

Ⓚ CPYD50/60/70-RW57 Ⓜ CPYD50/60/70-RW17 Ⓢ CPQYD50/60/70-RW57 Ⓣ CPYD50/60/70-RW24

序号 Item	物料码 Code No.	名称 Description	数量 Qty	备注或适用车型 Remarks or Serial No.
1	G000093-000012-00	垫圈 12 Washer 12	4	
2	G005783-012025-00	螺栓 M12x25 Bolt M12x25	4	
3	XF251-373000-000	前箍带总成 Front hoop assy	2	
-	XF250-700001-G00	箍带 Hoop	2	For CE
4	XF251-374000-000	后箍带总成 After hoop assy	2	
5	XF251-370004-000	插片式垫带 I Chip chap pad I	2	
6	XF251-370001-000	钢瓶支架 Cylinder bracket	1	
7	XF251-370002-000	垫块 Pad	4	
8	N171-372000-000	钢瓶总成 Cylinder assy	1	

图 7-1 旋转钢瓶支架-钢箍扣合式 (选配)

Fig.7-1 Rotate cylinder bracket—hoops buckle type (optional)

Ⓚ CPYD50/60/70-RW57 Ⓜ CPYD50/60/70-RW17 Ⓢ CPQYD50/60/70-RW57 Ⓣ CPYD50/60/70-RW24

序号 Item	物料码 Code No.	名称 Description	数量 Qty	备注或适用车型 Remarks or Serial No.
1	GR505-371100-535	钢瓶支架底座 Cylinder bracket	1	
2	GR505-370001-500	销轴 Pin	1	
3	G000091-002020-00	销 2×20 Pin 2×20	2	
4	30YDHBW11-361007T	定位销 Pin	2	
5	30YDHBW11-361006T	压缩弹簧 Spring	2	
6	G0097P1-000012-00	垫圈 12 Washer 12	2	
7	30YDHBW11-361507T	定位销底座 Base	2	
8	G0097P1-000016-00	垫圈 16 Washer 16	2	
9	G0894P1-000016-00	轴用弹性挡圈-A 型 16 Connecting piece rings16	2	
10	X701-371200-000	转动支架 Rotating bracket	1	
11	RC151-371004-000	气弹簧 Chart-spring-gas	2	
12	G0097P1-000008-00	垫圈 8 Washer 8	5	
13	G000091-002016-00	销 2×16 Pin 2×16	4	
14	G000882-008024-00	销轴 8×24 Pin 8×24	4	
15	X701-371001-000	销轴 Pin	1	

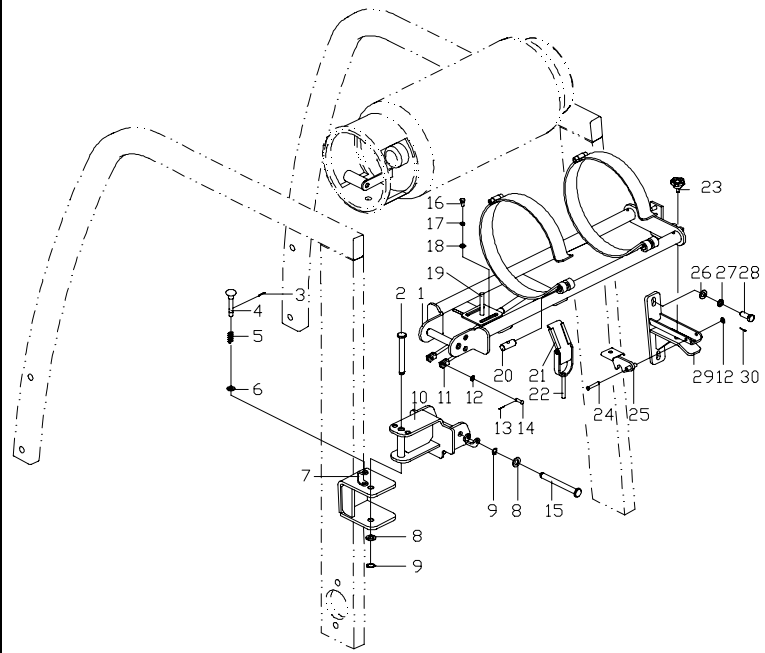


图 7-1 旋转钢瓶支架-钢箍扣合式 (选配)

Fig.7-1 Rotate cylinder bracket—hoops buckle type (optional)

Ⓚ CPYD50/60/70-RW57 Ⓜ CPYD50/60/70-RW17 Ⓢ CPQYD50/60/70-RW57 Ⓣ CPYD50/60/70-RW24

序号 Item	物料码 Code No.	名称 Description	数量 Qty	备注或适用车型 Remarks or Serial No.
16	G005783-010025-00	螺栓 M10×25 Bolt M10×25	2	
17	G000093-000010-00	垫圈 10 Washer 10	2	
18	G0097P1-000010-00	垫圈 10 Washer 10	2	
19	X701-371300-000	定位板总成 Locating plate assy	1	
20	N171-371003-000	柱销 Pin	2	
21	RC151-371001-000	垫块 Cushion	10	
22	XF251-371500-505	扣板组件 Clamp assy	2	
23	JP300-400010-000	把手 Handle	1	
24	G000882-008060-01	销轴 B8×60 Pin B8×60	1	
25	X701-374000-000	扣件 Lock component	1	
26	G0097P1-000014-00	垫圈 14 Washer 14	2	
27	G000093-000014-00	垫圈 14 Washer 14	2	
28	G005783-014035-00	螺栓 M14×35 Bolt M14×35	2	
29	GR505-373000-500	右支撑组件 Right support component	1	
30	G000091-002018-00	销 2×18 Pin 2×18	1	



图 7-2 旋转钢瓶支架-扎带式 (选配)

Fig.7-2 Rotate cylinder bracket — belted type(optional)

Ⓚ CPYD50/60/70-RW57 Ⓜ CPYD50/60/70-RW17 Ⓢ CPQYD50/60/70-RW57 Ⓣ CPYD50/60/70-RW24

序号 Item	物料码 Code No.	名称 Description	数量 Qty	备注或适用车型 Remarks or Serial No.
1	GR505-371100-530	钢瓶支架底座 Cylinder bracket	1	
2	GR505-370001-500	销轴 Pin	1	
3	G000091-002020-00	销 2×20 Pin 2×20	2	
4	30YDHBW11-361007T	定位销 Pin	2	
5	30YDHBW11-361006T	压缩弹簧 Spring	2	
6	G0097P1-000012-00	垫圈 12 Washer 12	2	
7	30YDHBW11-361507T	定位销底座 Base	2	
8	G0097P1-000016-00	垫圈 16 Washer 16	2	
9	G0894P1-000016-00	轴用弹性挡圈-A 型 16 Connecting piece rings16	2	
10	X701-371200-000	转动支架 Rotating bracket	1	
11	RC151-371004-000	气弹簧 Chart-spring-gas	2	
12	G0097P1-000008-00	垫圈 8 Washer 8	5	
13	G000091-002016-00	销 2×16 Pin 2×16	4	
14	G000882-008024-00	销轴 8×24 Pin 8×24	4	
15	X701-371001-000	销轴 Pin	1	

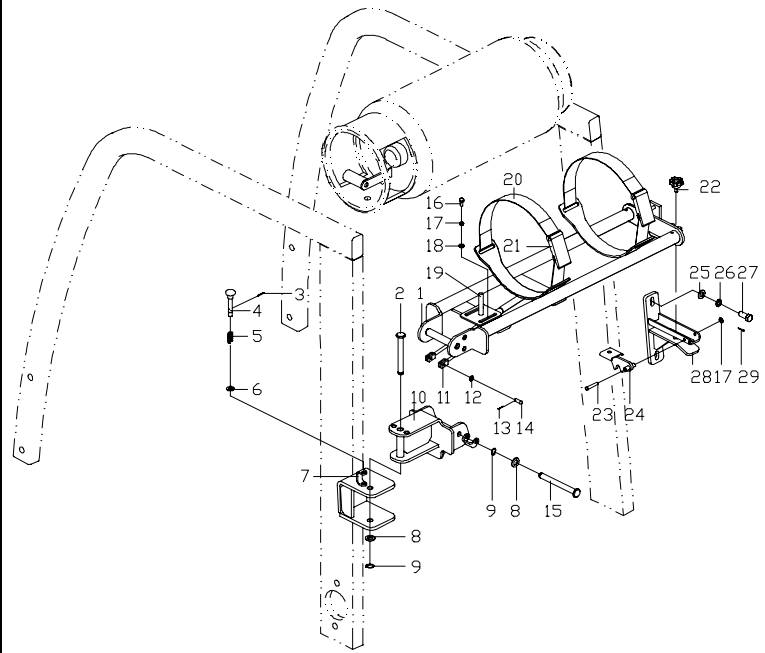
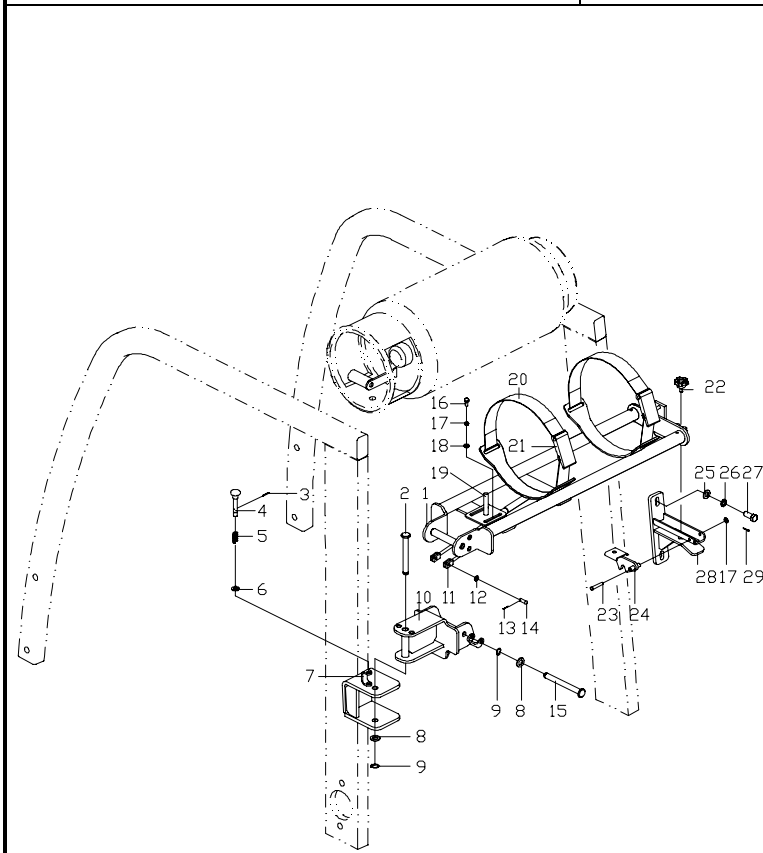


图 7-2 旋转钢瓶支架-扎带式 (选配)

Fig.7-2 Rotate cylinder bracket — belted type(optional)

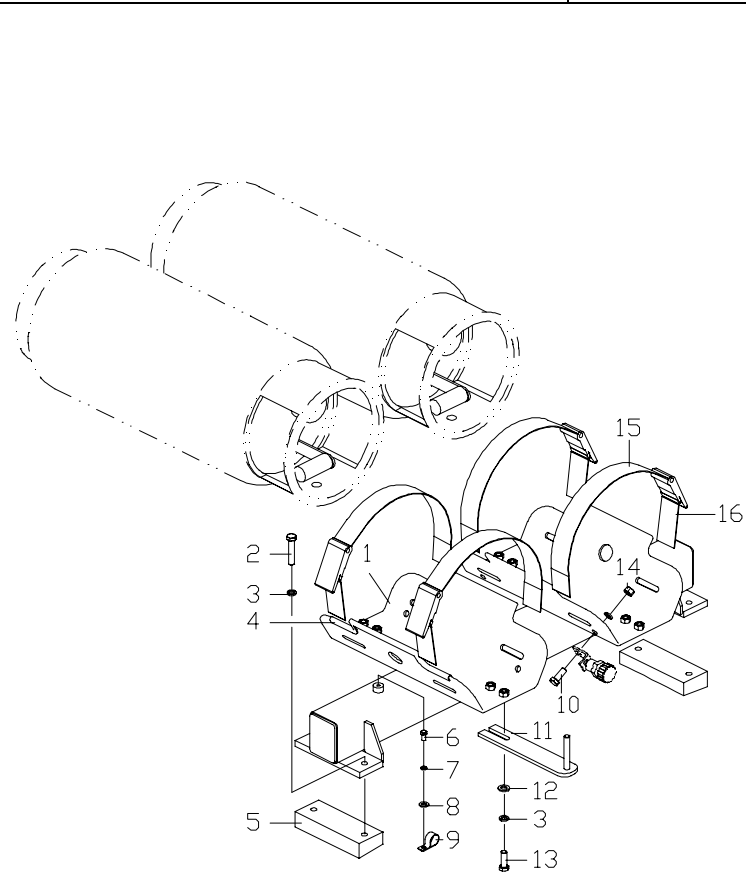
Ⓚ CPYD50/60/70-RW57 Ⓜ CPYD50/60/70-RW17 Ⓢ CPQYD50/60/70-RW57 Ⓣ CPYD50/60/70-RW24



序号 Item	物料码 Code No.	名称 Description	数量 Qty	备注或适用车型 Remarks or Serial No.
16	G005783-010025-00	螺栓 M10×25 Bolt M10×25	2	
17	G000093-000010-00	垫圈 10 Washer 10	2	
18	G0097P1-000010-00	垫圈 10 Washer 10	2	
19	X701-371300-000	定位板总成 Locating plate assy	1	
20	XF251-374000-000	后箍带总成 After hoop assy	2	
21	XF251-373000-000	前箍带总成 Before hoop assy	2	
22	JP300-400010-000	把手 Handle	1	
23	G000882-008060-01	销轴 B8×60 Pin B8×60	1	
24	X701-374000-000	扣件 Lock component	1	
25	G0097P1-000014-00	垫圈 14 Washer 14	2	
26	G000093-000014-00	垫圈 14 Washer 14	2	
27	G005783-014035-00	螺栓 M14×35 Bolt M14×35	2	
28	GR505-373000-500	右支撑组件 Right support component	1	
29	G000091-002018-00	销 2×18 Pin 2×18	1	

图 7-3 双钢瓶支架（选配）  
Fig.7-3 Double cylinder bracket(optional)

Ⓚ CPYD50/60/70-RW57 Ⓜ CPYD50/60/70-RW17 Ⓢ CPQYD50/60/70-RW57 Ⓣ CPYD50/60/70-RW24



序号 Item	物料码 Code No.	名称 Description	数量 Qty	备注或适用车型 Remarks or Serial No.
1	GR505-371000-600	钢瓶支架底座 Cylinder bracket base	1	
2	G005783-012075-00	螺栓 M12×75 Bolt M12×75	4	
3	G000093-000012-00	垫圈 12 Washer 12	9	
4	GR505-370002-600	插片式垫带 I Chip chap pad I	4	
5	GR505-370001-600	减震垫 Cushion	2	
6	G005783-008016-00	螺栓 M8×16 Bolt M8×16	1	
7	G000093-000008-00	垫圈 8 Washer 8	1	
8	G0097P1-000008-00	垫圈 8 Washer 8	1	
9	X700-700006-000	抱箍 Clamp	1	
10	G005783-012030-00	螺栓 M12×30 Bolt M12×30	1	
11	GR505-372000-600	定位板总成 Locking plate	2	
12	G0097P1-000012-00	垫圈 12 Washer 12	5	
13	G005783-012035-00	螺栓 M12×35 Bolt M12×35	4	
14	G006170-000012-00	螺母 M12 Nut M12	1	
15	XF251-374000-000	后箍带总成 After hoop assy	2	



图 7-4 护顶架下旋转双钢瓶支架（选配）

Fig. 7-4 Overhead guard down rotate double cylinder bracket(optional)

Ⓚ CPYD50/60/70-RW57 Ⓜ CPYD50/60/70-RW17 Ⓢ CPQYD50/60/70-RW57 Ⓣ CPYD50/60/70-RW24

序号 Item	物料码 Code No.	名称 Description	数量 Qty	备注或适用车型 Remarks or Serial No.
1	G000091-002020-00	销 2×20 Pin 2×20	4	
2	30YDHBW11-361007T	定位销 Pin	4	
3	30YDHBW11-361006T	压缩弹簧 Spring	4	
4	G0097P1-000012-00	垫圈 12 Washer 12	7	
5	GR505-370001-500	销轴 Pin	2	
6	30YDHBW11-361507T	定位销底座 Base	4	
7	GR505-371200-630	转动支架 Rotating bracket	2	
8	G0097P1-000016-00	垫圈 16 Washer 16	4	
9	G0894P1-000016-00	轴用弹性挡圈-A 型 16 Connecting piece rings16	4	
10	G005783-010025-00	螺栓 M10×25 Bolt M10×25	4	
11	G000093-000010-00	垫圈 10 Washer 10	4	
12	G0097P1-000010-00	垫圈 10 Washer 10	4	
13	GR505-371300-630	定位板总成 Locating plate assy	2	
14	RC151-371004-000	气弹簧 Chart-spring-gas	4	
15	G000882-008024-00	销轴 8×24 Pin 8×24	8	

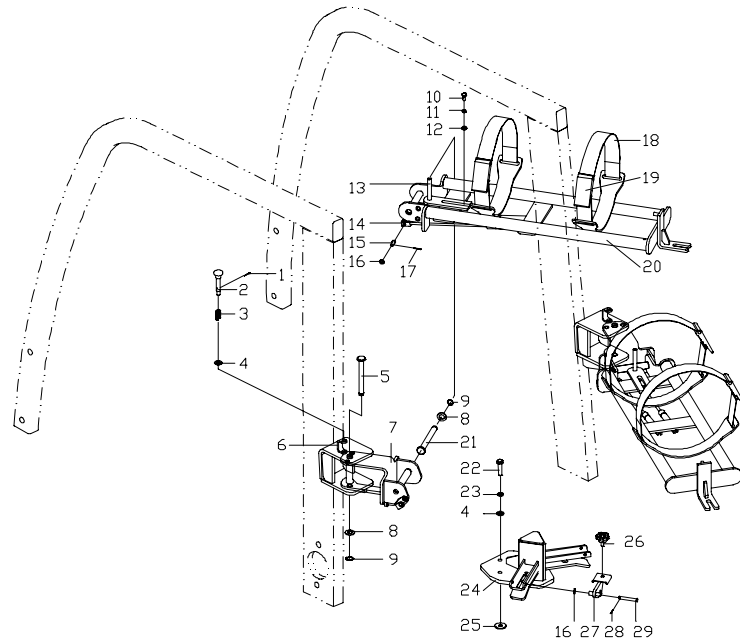


图 7-4 护顶架下旋转双钢瓶支架（选配）

Fig. 7-4 Overhead guard down rotate double cylinder bracket(optional)

Ⓚ CPYD50/60/70-RW57 Ⓜ CPYD50/60/70-RW17 Ⓢ CPQYD50/60/70-RW57 Ⓣ CPYD50/60/70-RW24

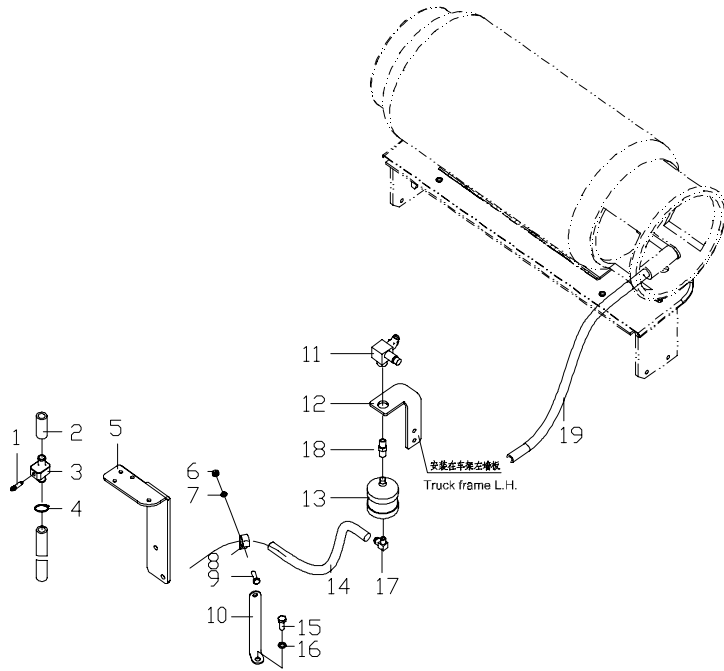
序号 Item	物料码 Code No.	名称 Description	数量 Qty	备注或适用车型 Remarks or Serial No.
16	G0097P1-000008-00	垫圈 8 Washer 8	10	
17	G000091-002016-00	销 2×16 Pin 2×16	8	
18	XF251-374000-000	后箍带总成 After hoop assy	4	
19	XF251-373000-000	前箍带总成 Before hoop assy	4	
20	GR505-371100-630	钢瓶支架底座 Cylinder bracket	2	
21	X701-371001-000	销轴 Pin	2	
22	G005783-012045-00	螺栓 M12×45 Bolt M12×45	3	
23	G000093-000012-00	垫圈 12 Washer 12	3	
24	GR505-371400-630	支座 Bracket	1	
25	G000096-000012-00	垫圈 12 Washer 12	6	
26	JP300-400010-000	把手 Handle	2	
27	X701-374000-000	扣件 Lock component	2	
28	G000091-002018-00	销 2×18 Pin 2×18	2	
29	G000882-008060-01	销轴 B8×60 Pin B8×60	2	



图 8-2 燃料管路系统  
Fig.8-2 LPG pipe system

© CPQYD50/60/70-RW57

序号 Item	物料码 Code No.	名称 Description	数量 Qty	备注或适用车型 Remarks or Serial No.
1	GR515-360004-G00	放气螺钉 BOLT	1	
2	R455-360005-000	减压器出水管 TUBE	1	
3	GR515-360100-000	三通水管接头 THREE-WAY VALVE	1	
4	Q672-24-G00	双钢丝式环箍 24 CLAMP 24	2	
5	GR515-360001-000	减压器支架 BRACKET	1	
6	G006170-000008-00	螺母 M8 NUT M8	1	
7	G000093-000008-00	垫圈 8 WASHER 8	1	
8	X700-700006-000	抱箍 CLAMP	1	
9	G005783-008025-00	螺栓 M8×25 BOLT M8×25	1	
10	GR515-360003-000	支架 BRACKET	1	
11	NC979-363000-G00	三通部件 THREE-WAY VALVE	1	
12	GR505-360001-000	支架 BRACKET	1	
13	R455-360003-G00	LPG 过滤器 STRAINER FOR LPG	1	
14	XF251-361005-800	锁闭阀进气管 LOCK VALVE INTAKE	1	
15	G005783-010025-00	螺栓 M10×25 BOLT M10×25	1	









第四部分 车身系统  
Part IV Truck body system

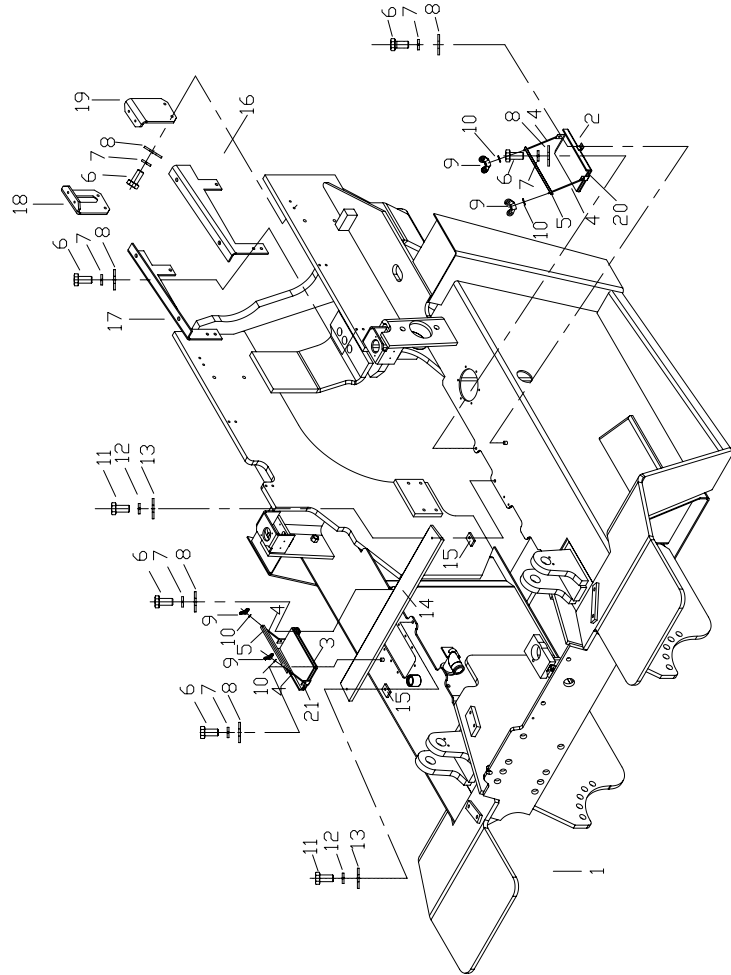
- (A) CPCD50/60/70-RG16    (B) CPCD80/100-RG16    (C) CPCD50/60/70-RW28    (D) CPCD80/100-RW28    (E) CPCD80/100-RG17  
 (F) CPCD50/60/70-RG24    (G) CPCD50/60/70-RW14    (H) CPCD80/100-RW14    (I) CPCD80/100-RG25    (J) CPCD50/60/70-RW19A  
 (K) CPYD50/60/70-RW57    (L) CPCD50/60/70-RW14B    (M) CPYD50/60/70-RW17    (N) CPCD80/100-RG36    (O) CPCD50/60/70-RW38  
 (P) CPCD50/60/70-RG41    (Q) CPCD50/60/70-RW41    (R) CPCD50/60/70-RW38B    (S) CPQYD50/60/70-RW57    (T) CPYD50/60/70-RW24  
 (U) CPCD80/100-RW41    (V) CPCD50/60/70-RG16-J

序号 Item	名称 Description	适用车型 Serial No.	页码 Page
图 1-1 Fig. 1-1	车身系统 Truck body system	全部车型 (除 ©) All models of truck(Except ©)	4-1
图 1-2 Fig. 1-2	车身系统 Truck body system	©	4-5
图 2 Fig. 2	仪表架总成 Instrument frame assy	全部车型 All models of truck	4-7
图 3-1 Fig. 3-1	机罩及底板总成 Hood and floor board assy	全部车型 (除 ©) All models of truck(Except ©)	4-9
图 3-2 Fig. 3-2	机罩及底板总成 Hood and floor board assy	©	4-14
图 4 Fig. 4	锁扣总成 Lock catch assy	全部车型 All models of truck	4-18
图 5 Fig. 5	标示 Nameplate	全部车型 All models of truck	4-20
图 6 Fig. 6	平衡重总成 Counter balance assy	全部车型 All models of truck	4-28
图 7-1 Fig. 7-1	座椅总成 Seat assy	全部车型 All models of truck	4-31
图 7-2 Fig. 7-2	座椅总成 Seat assy	© (D) (K) (M) (S) For CE	4-32

序号 Item	名称 Description	适用车型 Serial No.	页码 Page
图 8 Fig. 8	护顶架总成 Overhead guard assy	全部车型 All models of truck	4-33

图 1-1 车身系统  
Fig.1-1 Truck body system

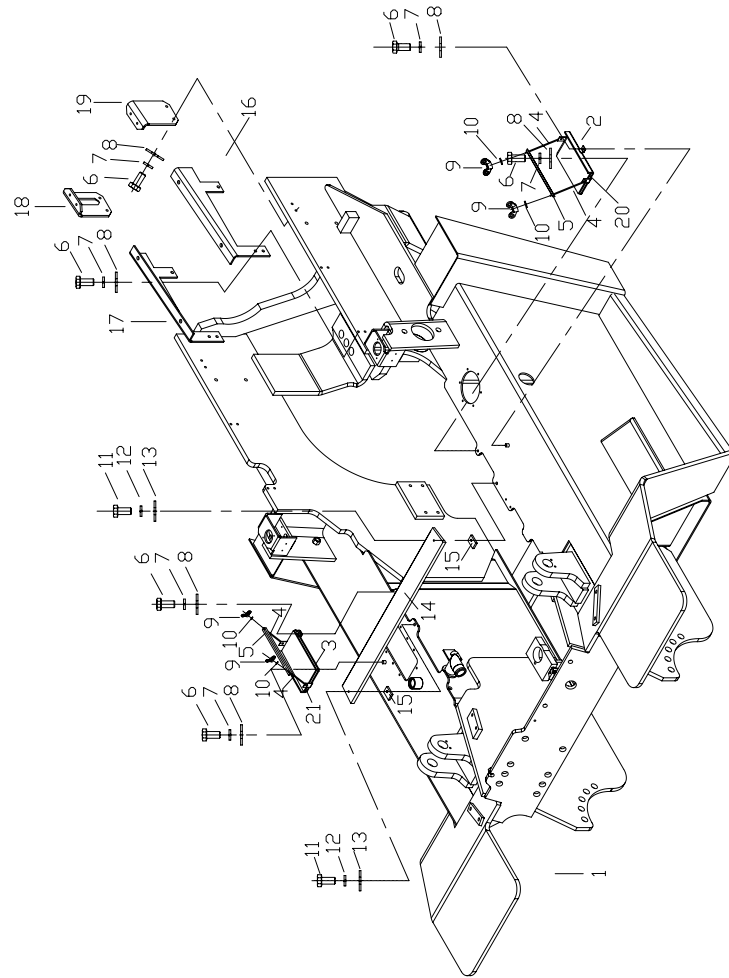
全部车型 (除 ©)  
All models of truck (Except ©)



序号 Item	物料码 Code No.	名称 Description	数量 Qty	备注或适用车型 Remarks Or Serial No.
1	GR501-410000-002	车架 Truck frame	1	Ⓐ Ⓕ Ⓖ
-	GR505-410000-002	车架 Truck frame	1	Ⓚ Ⓜ Ⓢ Ⓣ
-	GR506-410000-002	车架 Truck frame	1	Ⓝ
-	GR508-410000-002	车架 Truck frame	1	Ⓛ
-	GR709-410000-001	车架 Truck frame	1	Ⓞ Ⓡ
-	GR710-410000-000	车架 Truck frame	1	Ⓠ
-	GR713-410000-000	车架 Truck frame	1	Ⓟ
-	GR801-410000-001	车架 Truck frame	1	CPCD80-RG16 CPCD80-RW14 CPCD80-RG25 CPCD80-RG17 CPCD80-RW41
-	GR802-410000-001	车架 Truck frame	1	CPCD80-RW28
-	GR806-410000-001	车架 Truck frame	1	CPCD80-RG36
-	GR1001-410000-001	车架 Truck frame	1	CPCD100-RG16 CPCD100-RW14 CPCD100-RG25 CPCD100-RG17 CPCD100-RW41
-	GR1002-410000-001	车架 Truck frame	1	CPCD100-RW28

图 1-1 车身系统  
Fig.1-1 Truck body system

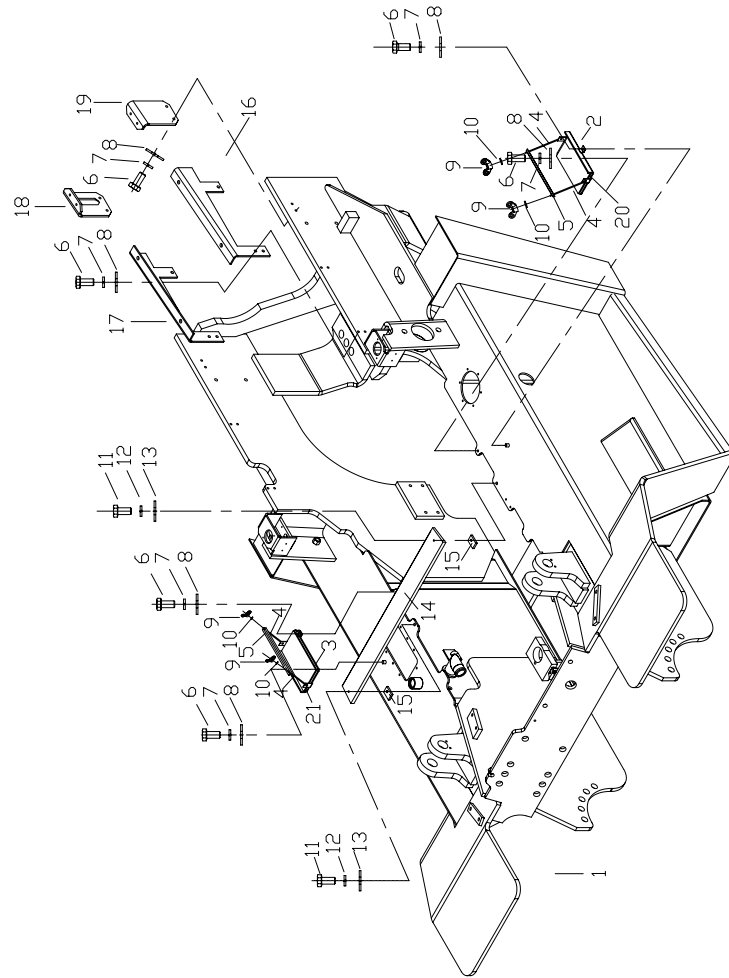
全部车型 (除 ©)  
All models of truck (Except ©)



序号 Item	物料码 Code No.	名称 Description	数量 Qty	备注或适用车型 Remarks Or Serial No.
-	GR1006-410000-001	车架 Truck frame	1	CPCD100-RG36
2	GR501-451000-000	左蓄电池底架 Battery box bracket-L	1	
3	GR501-441000-000	右蓄电池底架 Battery box bracket-R	1	
4	50W-507001	杆 Pull rod	4	
5	GR501-440001-000	板 Angle iron	2	
6	G005783-008016-00	螺栓 M8×16 Bolt M8×16	16	
7	G000093-000008-00	垫圈 8 Washer 8	16	
8	G0097P1-000008-00	垫圈 8 Washer 8	16	
9	G000062-000006-00	螺母 M6 Butterfly nut M6	4	
10	G0097P1-000006-00	垫圈 6 Washer 6	4	
11	G005783-010025-00	螺栓 M10×25 Bolt M10×25	2	
12	G000093-000010-00	垫圈 10 Washer 10	2	
13	G000096-000010-00	垫圈 10 Washer 10	2	
14	GR501-461001-000	过渡板 Plank	1	(A F G J L K M) (P S T) — 2014.4.1
14	GR501-461001-001	过渡板 Plank	1	(A F G J L K M) (P S T) 2014.4.1—

图 1-1 车身系统  
Fig.1-1 Truck body system

全部车型 (除 ©)  
All models of truck (Except ©)



序号 Item	物料码 Code No.	名称 Description	数量 Qty	备注或适用车型 Remarks Or Serial No.
-	GR502-461001-000	过渡板 Plank	1	© ®—2014.4.1
-	GR502-461001-001	过渡板 Plank	1	© ® 2014.4.1—
-	GR710-461001-000	过渡板 Plank	1	©—2014.4.1
-	GR710-461001-001	过渡板 Plank	1	© 2014.4.1—
-	GR802-461001-000	过渡板 Plank	1	Ⓓ—2014.4.1
-	GR802-461001-001	过渡板 Plank	1	Ⓓ 2014.4.1—
-	GR802-461000-000	过渡板 Plank	1	Ⓚ
-	GR1001-461001-000	过渡板 Plank	1	Ⓑ Ⓔ Ⓕ Ⓖ Ⓗ Ⓘ Ⓝ —2014.4.1
-	GR1001-461001-001	过渡板 Plank	1	Ⓑ Ⓔ Ⓕ Ⓖ Ⓗ Ⓘ Ⓝ 2014.4.1—
15	50W-310002	垫板 Plante	2	
16	GR501-430200-000	左盖板支架 Left roof support	1	Ⓐ Ⓕ Ⓖ Ⓙ Ⓚ Ⓝ
-	GR505-430300-000	左盖板支架 Left roof support	1	Ⓜ Ⓢ Ⓣ
-	GR505-430300-800	左盖板支架 Left roof support	1	Ⓜ (For CE)
-	GR710-430200-000	左盖板支架 Left roof support	1	Ⓟ Ⓠ
-	GR801-430200-000	左盖板支架 Left roof support	1	8t

图 1-1 车身系统  
Fig.1-1 Truck body system

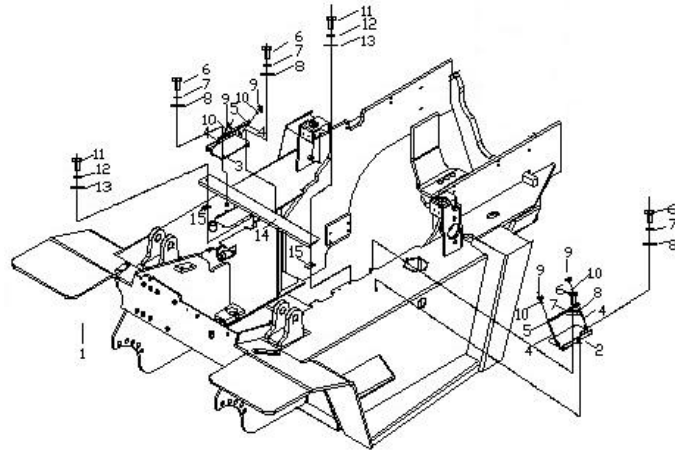
全部车型 (除 ©)  
All models of truck (Except ©)

序号 Item	物料码 Code No.	名称 Description	数量 Qty	备注或适用车型 Remarks Or Serial No.
-	GR801-430200-800	左盖板支架 Left roof support	1	CPCD80-RW28(For CE)
-	GR1001-430200-000	左盖板支架 Left roof support	1	10t
-	GR1001-430200-800	左盖板支架 Left roof support	1	CPCD100-RW28(For CE)
17	GR501-430300-000	右盖板支架 Right roof support	1	Ⓐ Ⓕ Ⓖ Ⓙ Ⓚ Ⓝ Ⓡ
-	GR505-430200-000	右盖板支架 Right roof support	1	Ⓜ Ⓢ Ⓣ
-	GR505-430200-800	右盖板支架 Right roof support	1	Ⓜ (For CE)
-	GR710-430300-000	右盖板支架 Right roof support	1	Ⓟ Ⓠ
-	GR801-430300-000	右盖板支架 Right roof support	1	8t
-	GR801-430300-800	右盖板支架 Right roof support	1	CPCD80-RW28(For CE)
-	GR1001-430300-000	右盖板支架 Right roof support	1	10t
-	GR1001-430300-800	右盖板支架 Right roof support	1	CPCD100-RW28(For CE)
18	GR505-430700-000	右盖板支架 Right roof support	1	Ⓜ Ⓢ Ⓣ
-	GR505-430700-800	右盖板支架 Right roof support	1	Ⓜ (For CE)
19	GR505-430600-000	左盖板支架 Left roof support	1	Ⓜ Ⓢ Ⓣ
-	GR505-430600-800	左盖板支架 Left roof support	1	Ⓜ (For CE)



图 1-2 车身系统  
Fig.1-2 Truck body system

© CPCD50/60/70-RW28

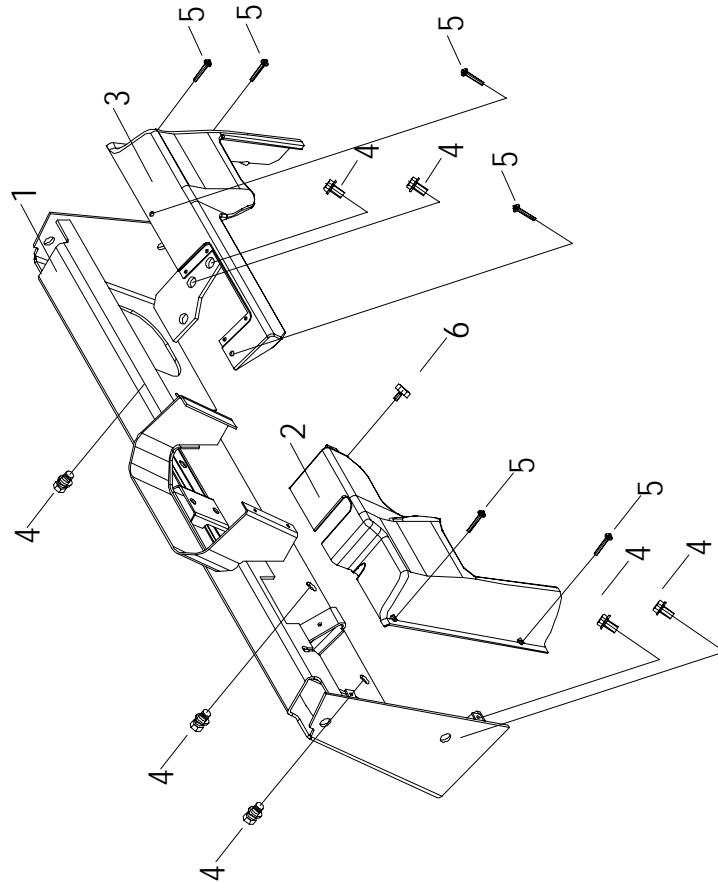


序号 Item	物料码 Code No.	名称 Description	数量 Qty	备注或适用车型 Remarks Or Serial No.
1	GR502-410000-002	车架 Truck frame	1	
2	GR501-451000-000	左蓄电池底架 Battery box bracket-L	1	
3	GR501-441000-000	右蓄电池底架 Battery box bracket-R	1	
4	50W-507001	杆 Pull rod	4	
5	GR501-440001-000	板 Angle iron	2	
6	G005783-008016-00	螺栓 M8×16 Bolt M8×16	16	
7	G000093-000008-00	垫圈 8 Washer 8	16	
8	G0097P1-000008-00	垫圈 8 Washer 8	16	
9	G000062-000006-00	螺母 M6 Nut M6	4	
10	G0097P1-000006-00	垫圈 6 Washer 6	4	
11	G005783-010025-00	螺栓 M10×25 Bolt M10×25	2	
12	G000093-000010-00	垫圈 10 Washer 10	2	
13	G000096-000010-00	垫圈 10 Washer 10	2	
14	GR502-461001-000	过渡板 Plank	1	—2014.4.1
-	GR502-461001-001	过渡板 Plank	1	2014.4.1—



图 2 仪表架总成  
Fig.2 Instrument frame assy

全部车型  
All models of truck

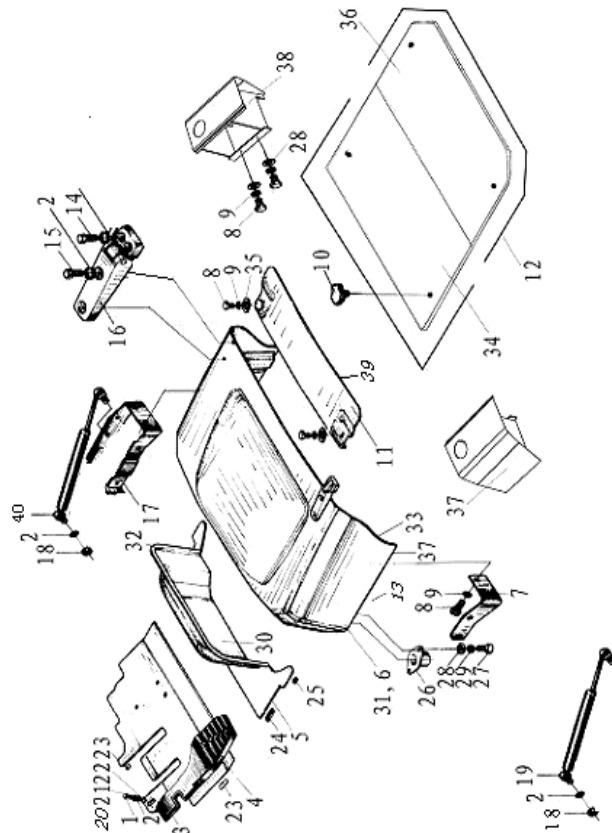


序号 Item	物料码 Code No.	名称 Description	数量 Qty	备注或适用车型 Remarks Or Serial No.
1	GR501-421000-000	仪表架 Instrument panel	1	Ⓐ Ⓕ Ⓖ Ⓙ Ⓛ Ⓜ Ⓟ Ⓢ
-	GR502-421000-000	仪表架 Instrument panel	1	Ⓒ Ⓓ Ⓔ
-	GR515-421000-000	仪表架 Instrument panel	1	Ⓚ Ⓣ Ⓤ
-	GR1001-421000-000	仪表架 Instrument panel	1	Ⓑ Ⓔ Ⓕ Ⓖ Ⓙ Ⓛ Ⓜ Ⓟ Ⓢ
-	GR1002-421000-000	仪表架 Instrument panel	1	Ⓓ
2	GR501-420003-000	左护罩 Shield,left	1	5t-7t —2014.4.1
-	GR501-420003-001	左护罩 Shield,left	1	5t-7t 2014.4.1—
-	GR1001-420003-000	左护罩 Shield,left	1	8t-10t —2014.4.1
-	GR1001-420003-001	左护罩 Shield,left	1	8t-10t 2014.4.1—
3	GR501-420004-000	右护罩 Shield,right	1	5t-7t 四联阀用—2014.4.1 5t-7t Use for 4 sec
-	GR501-420004-001	右护罩 Shield,right	1	5t-7t 四联阀用2014.4.1— 5t-7t Use for 4 sec
-	GR501-420004-800	右护罩 Shield,right	1	Ⓒ Ⓜ For CE (驾驶室) Ⓒ Ⓜ For CE(Cab)
-	GR501-420005-000	右护罩 Shield,right	1	5t-7t 三联阀用 5t-7t Use for 3 sec
-	GR501-420006-000	右护罩 Shield,right	1	5t-7t 二联阀用 5t-7t Use for 2 sec
-	GR1001-420004-000	右护罩 Shield,right	1	8t-10t 四联阀用-2014.4.1 8t-10t Use for 4 sec



图 3-1 机罩及底板总成  
Fig.3-1 Hood and floor board assy

全部车型 (除 ©)  
All models of truck (Except ©)



序号 Item	物料码 Code No.	名称 Description	数量 Qty	备注或适用车型 Remarks Or Serial No.
1	G0029P2-008030-00	螺栓 M8×30 Bolt M8×30	1	
2	G0097P1-000008-00	垫圈 8 Washer 8	25	
3	GR501-431005-000	底板橡胶垫 Pedal pad	1	(A F G J L M P) Q—2014.4.1
-	GR501-431005-001	底板橡胶垫 Pedal pad	1	(A F G J L M P) Q 2014.4.1—
-	GR502-431005-000	底板橡胶垫 Pedal pad	1	(K O R S T) —2014.4.1
-	GR502-431005-001	底板橡胶垫 Pedal pad	1	(K O R S T) 2014.4.1—
-	GR1001-431005-000	底板橡胶垫 Pedal pad	1	(B E H I N U) —2014.4.1
-	GR1001-431005-001	底板橡胶垫 Pedal pad	1	(B E H I N U) 2014.4.1—
-	GR1002-431005-000	底板橡胶垫 Pedal pad	1	(D)—2014.4.1
-	GR1002-431005-001	底板橡胶垫 Pedal pad	1	(D) 2014.4.1—
4	GR501-431100-000	前底板 Floor board,front	1	(A F G J L M P) Q—2014.4.1
-	GR501-431100-002	前底板 Floor board,front	1	(A F G J L M P) Q 2014.4.1—
-	GR502-431100-000	前底板 Floor board,front	1	(K O R S T) —2014.4.1
-	GR502-431100-001	前底板 Floor board,front	1	(K O R S T) 2014.4.1—
-	GR1001-431100-000	前底板 Floor board,front	1	(B E H I N U) —2014.4.1

图 3-1 机罩及底板总成  
Fig.3-1 Hood and floor board assy

全部车型（除Ⓒ）  
All models of truck (Except Ⓒ)

序号 Item	物料码 Code No.	名称 Description	数量 Qty	备注或适用车型 Remarks Or Serial No.
-	GR1001-431100-002	前底板 Floor board,front	1	Ⓑ Ⓔ Ⓕ Ⓖ Ⓗ Ⓘ Ⓝ Ⓡ 2014.4.1—
-	GR1002-431100-000	前底板 Floor board,front	1	Ⓓ—2014.4.1
-	GR1002-431100-001	前底板 Floor board,front	1	Ⓓ 2014.4.1—
5	GR501-432000-000	后底板总成 Floor board,rear	1	5t-7t —2014.4.1
-	GR501-432000-001	后底板总成 Floor board,rear	1	5t-7t 2014.4.1—
-	GR1001-432000-000	后底板总成 Floor board,rear	1	8t-10t —2014.4.1
-	GR1001-432000-001	后底板总成 Floor board,rear	1	8t-10t 2014.4.1—
6	GR501-433000-000	机罩组件 Engine hood	1	5t-7t
-	GR1001-433000-000	机罩组件 Engine hood	1	8t-10t
7	GR501-430001-000	左支架 Left bracket	1	除Ⓒ Ⓓ Except Ⓒ Ⓓ
-	GR709-430001-000	左支架 Left bracket	1	Ⓒ Ⓓ
8	G005783-008020-00	螺栓 M8×20 Bolt M8×20	6	
9	G000093-000008-00	垫圈 8 Washer 8	26	
10	N163-430004-000	拧紧螺栓 Bolt	4	
-	GR502-435000-800	螺栓组件 Bolt components	4	For CE

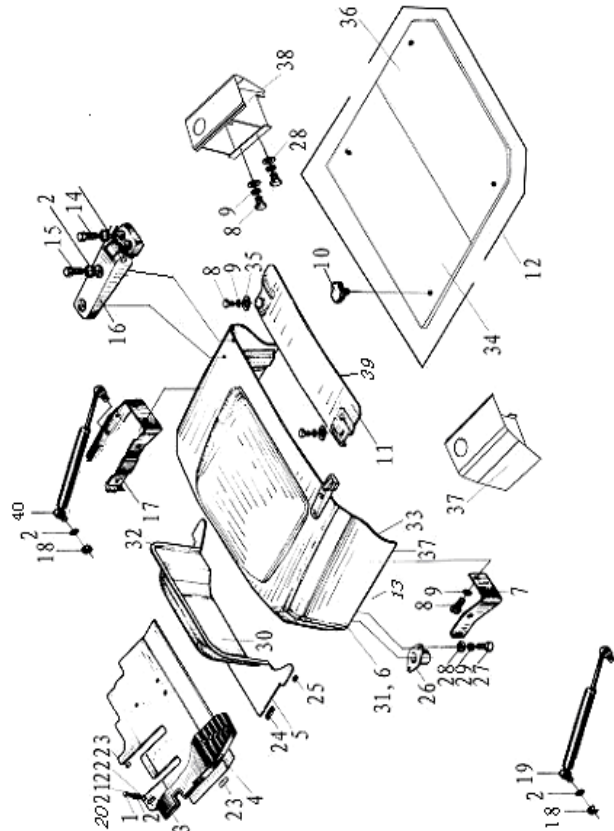
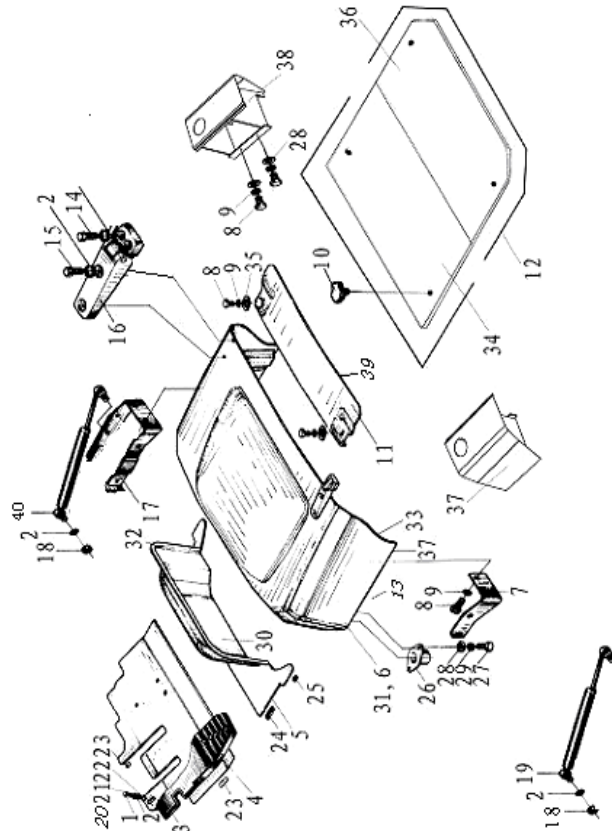


图 3-1 机罩及底板总成  
Fig.3-1 Hood and floor board assy

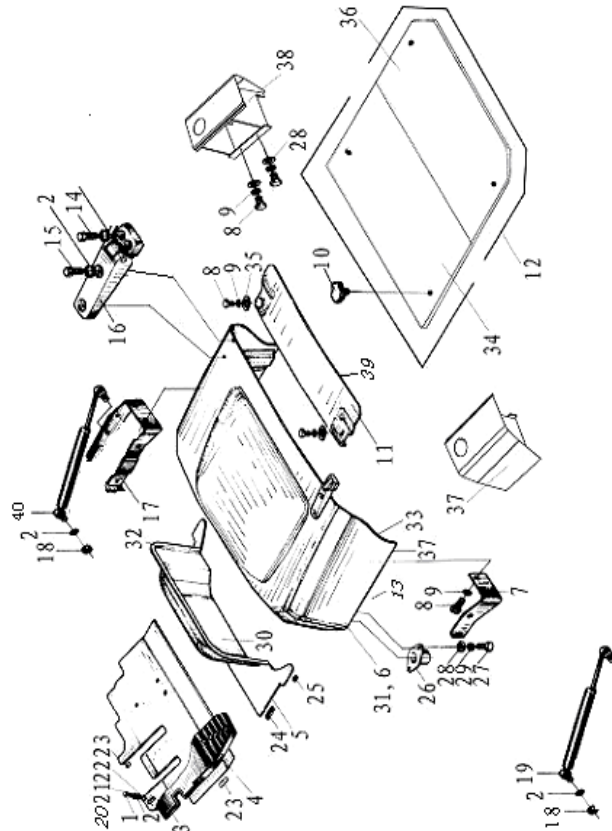
全部车型（除©）  
All models of truck (Except ©)



序号 Item	物料码 Code No.	名称 Description	数量 Qty	备注或适用车型 Remarks Or Serial No.
11	R450-430100-000	前水箱盖板 Cover plate	1	5t-7t
-	GR1001-430003-000	盖板 Cover plate	1	8t-10t
12	R450-430004-000	密封条 Seal strip	1	
13	R450-430009-000	密封条 Seal strip	2	
14	G005783-008025-00	螺栓 M8x25 Bolt M8x25	4	
15	G0029P2-008025-00	螺栓 M8x25 Bolt M8x25	4	
16	N163-435000-000	铰链 Hinge	2	
17	GR501-430101-000	支架 Bracket	1	
18	G006177-000008-00	螺母 M8 Nut M8	4	
19	QC20-180-650/500-G00	气弹簧 Air spring	1	5t-7t —2014.4.1
-	R450-430007-000	气弹簧 Air spring	1	5t-7t 2014.4.1—
-	GR1001-430004-G00	气弹簧 Air spring	1	8t-10t —2014.4.1
-	GR1001-430005-000	气弹簧 Air spring	1	8t-10t 2014.4.1—
20	N163-431003-000	缓冲套 Mounting insulator	1	
21	N163-431004-000	套筒 Sleeve	1	

图 3-1 机罩及底板总成  
Fig.3-1 Hood and floor board assy

全部车型（除©）  
All models of truck (Except ©)

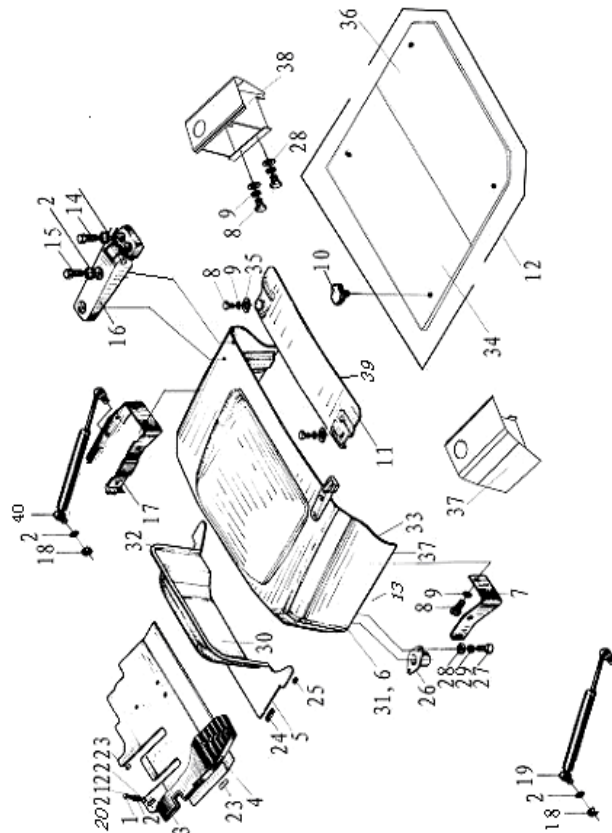


序号 Item	物料码 Code No.	名称 Description	数量 Qty	备注或适用车型 Remarks Or Serial No.
22	GR501-431001-001	缓冲垫 Insulator	1	5t-7t
-	GR501-431001-000	缓冲垫 Insulator	1	8t-10t
24	GR501-432005-000	橡胶垫块 Insulator	2	
25	N163-432004-000	橡胶垫块 1 Insulator 1	2	
26	N163-433400-000	缓冲座 Cab mounting insulator	2	
27	G005783-008016-00	螺栓 M8×16 Bolt M8×16	12	
28	G0097P1-000008-00	垫圈 8 Washer 8	8	
29	G000093-000008-00	垫圈 8 Washer 8	4	
30	R450-430007-W00	副机罩隔热垫 Hood insulation blanket	1	
31	GR501-430008-W00	机罩隔热垫 Hood insulation blanket	1	
32	N163-432007-000	密封条 Seal strip	1	
33	R450-430006-000	密封条 Seal strip	1	
34	GR501-430400-000	后盖板 Back cover	1	Ⓐ Ⓕ Ⓖ Ⓙ Ⓛ Ⓞ Ⓟ Ⓡ Ⓢ
-	GR505-430400-000	后盖板 Back cover	1	Ⓚ Ⓜ Ⓢ Ⓣ
-	GR505-430400-800	后盖板 Back cover	1	Ⓜ (For CE)



图 3-1 机罩及底板总成  
Fig.3-1 Hood and floor board assy

全部车型（除©）  
All models of truck (Except ©)



序号 Item	物料码 Code No.	名称 Description	数量 Qty	备注或适用车型 Remarks Or Serial No.
-	GR1001-430400-000	后盖板 Back cover	1	8t-10t
35	G000096-000008-00	垫圈 8 Washer 8	2	
36	GR501-430002-000	水箱盖板 Tank cover	1	A F G J L O P Q R
-	GR505-430500-000	水箱盖板 Tank cover	1	M S T
-	GR505-430500-800	水箱盖板 Tank cover	1	M (For CE)
-	GR710-430002-000	水箱盖板 Tank cover	1	P Q
-	GR801-430002-000	水箱盖板 Tank cover	1	8t
-	GR1001-430002-000	水箱盖板 Tank cover	1	10t
37	GR1001-430600-000	左连接罩 Left connect cover	1	10t
38	GR1001-430500-000	右连接罩 Right connect cover	1	10t
39	R450-430005-000	密封条 Seal strip	2	
40	GR501-430004-000	气弹簧 Air spring	1	5t-7t —2014.4.1
-	QC20-180-650/500-G00	气弹簧 Air spring	1	5t-7t 2014.4.1—
-	GR1001-430005-G00	气弹簧 Air spring	1	8t-10t —2014.4.1
-	GR1001-430004-G00	气弹簧 Air spring	1	8t-10t —2014.4.1

图 3-2 机罩及底板总成  
Fig.3-2 Hood and floor board assy

© CPCD50/60/70-RW28

序号 Item	物料码 Code No.	名称 Description	数量 Qty	备注或适用车型 Remarks Or Serial No.
1	G0029P2-008030-00	螺栓 M8×30 Bolt M8×30	1	
2	G0097P1-000008-00	垫圈 8 Washer 8	33	
3	GR502-431005-000	底板橡胶垫 Pedal pad	1	—2014.4.1
-	GR502-431005-001	底板橡胶垫 Pedal pad	1	2014.4.1—
4	GR502-431100-000	前底板 Floor board,front	1	—2014.4.1
-	GR502-431100-001	前底板 Floor board,front	1	2014.4.1—
5	GR501-432000-000	后底板总成 Floor board,rear	1	—2014.4.1
-	GR501-432000-001	后底板总成 Floor board,rear	1	2014.4.1—
6	GR501-433000-000	机罩组件 Engine hood	1	
7	GR501-430001-000	左支架 Left bracket	1	
8	G005783-008020-00	螺栓 M8×20 Bolt M8×20	16	
9	G000093-000008-00	垫圈 8 Washer 8	38	
10	N163-430004-000	拧紧螺栓 Bolt	2	
-	GR502-435000-800	螺栓组件 Bolt components	2	For CE
11	R450-430100-000	前水箱盖板 Cover plate	1	

图 3-2 机罩及底板总成  
Fig.3-2 Hood and floor board assy

© CPCD50/60/70-RW28

序号 Item	物料码 Code No.	名称 Description	数量 Qty	备注或适用车型 Remarks Or Serial No.
12	R450-430004-000	密封条 Seal strip	1	
13	R450-430009-000	密封条 Seal strip	2	
14	G005783-008025-00	螺栓 M8×25 Bolt M8×25	4	
15	G0029P2-008025-00	螺栓 M8×25 Bolt M8×25	4	
16	N163-435000-000	铰链 Hinge	2	
17	GR501-430101-000	支架 Bracket	1	
18	G006177-000008-00	螺母 M8 Nut M8	4	—2014.4.1
-	G006177-000008-00	螺母 M8 Nut M8	8	2014.4.1—
19	QC20-180-650/500-G00	气弹簧 Air spring	1	
20	N163-431003-000	缓冲套 Mounting insulator	1	
21	N163-431004-000	套筒 Sleeve	1	
22	R450-431001-000	缓冲垫 Insulator	1	
24	GR501-432005-000	橡胶垫块 Insulator	2	
25	N163-432004-000	橡胶垫块 1 Insulator 1	2	
26	N163-433400-000	缓冲座 Cab mounting insulator	2	

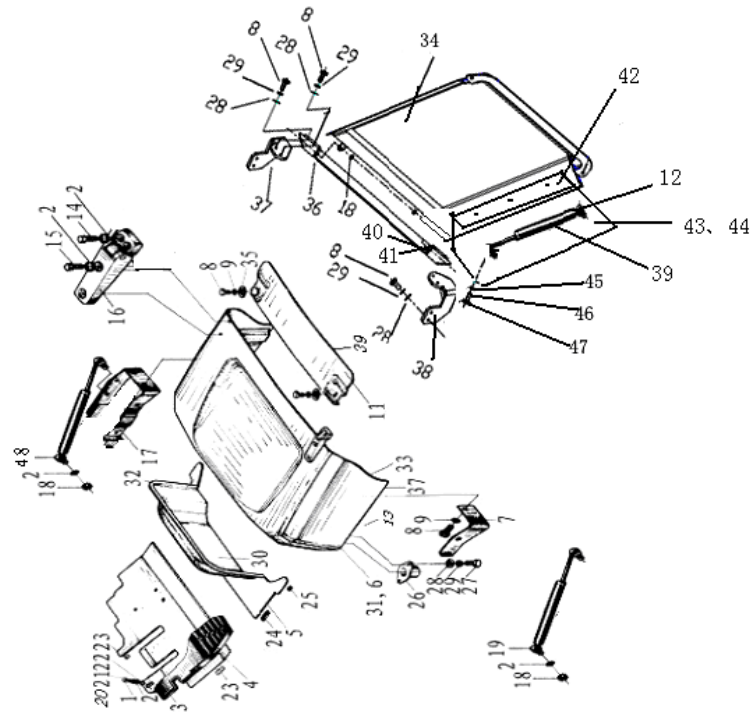


图 3-2 机罩及底板总成  
Fig.3-2 Hood and floor board assy

© CPCD50/60/70-RW28

序号 Item	物料码 Code No.	名称 Description	数量 Qty	备注或适用车型 Remarks Or Serial No.
	27	螺栓 M8×16 Bolt M8×16	12	
	28	垫圈 8 Washer 8	12	
	29	垫圈 8 Washer 8	8	
	30	副机罩隔热垫 Hood insulation blanket	1	
	31	机罩隔热垫 Hood insulation blanket	1	
	32	密封条 Seal strip	1	
	33	密封条 Seal strip	1	
	34	后盖板 Back cover	1	—2014.4.1
	-	后盖板 Back cover	1	2014.4.1—
	35	垫圈 8 Washer 8	6	
	36	横梁总成 Beam assy	1	—2014.4.1
	-	横梁总成 Beam assy	1	2014.4.1—
	37	右前支架 Right front bracket	1	
	38	左前支架 Left front bracket	1	
	39	气弹簧 Air spring	1	—2014.4.1

图 3-2 机罩及底板总成  
Fig.3-2 Hood and floor board assy

© CPCD50/60/70-RW28

序号 Item	物料码 Code No.	名称 Description	数量 Qty	备注或适用车型 Remarks Or Serial No.
-	GR502-430006-001	气弹簧 Air spring	2	2014.4.1—
40	G000882-008032-01	销轴 B8x32 Pin roll B8x32	2	
41	G000091-3P2018-00	销 3.2x18 Pin 3.2x18	2	
42	GR502-430004-001	压板 Platen	2	
43	GR502-430002-001	左防水块 Waterproof-L	1	
44	GR502-430003-001	右防水块 Waterproof-R	1	
45	G0097P1-000006-00	垫圈 6 Washer 6	6	
46	G000093-000006-00	垫圈 6 Washer 6	6	
47	G006170-000006-00	螺母 Mut	6	

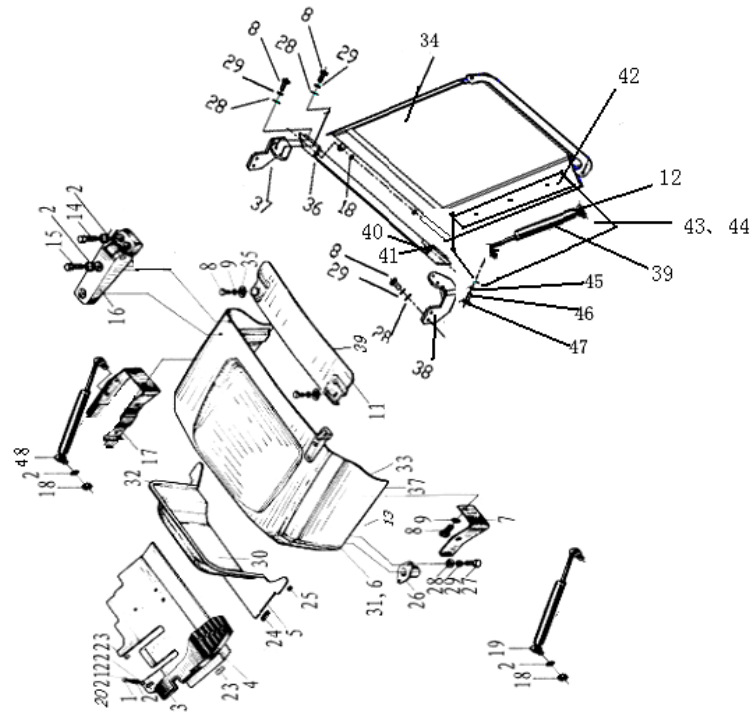


图 4 锁扣总成  
Fig.4 Lock catch assy

全部车型  
All models of truck

序号 Item	物料码 Code No.	名称 Description	数量 Qty	备注或适用车型 Remarks Or Serial No.
1	R960-431100-000	锁扣组件 Lock catch	1	
2	G005783-008016-00	螺栓 M8×16 Bolt M8×16	2	
3	G0097P1-000008-00	垫圈 8 Washer 8	4	
4	G000093-000008-00	垫圈 8 Washer 8	4	
5	GR501-434100-000	锁钩组件 Lock hook	1	—2014.4.1
-	R960-431200-000	锁钩组件 Lock hook	1	2014.4.1—
6	SF-1-1020-G00	衬套 1020 Bush 1020	1	
7	G0097P1-000010-00	垫圈 10 Washer 10	1	
8	G000091-3P2020-00	销 3.2×20 Pin 3.2×20	1	
9	GR501-434200-000	支架组件 Bracket	1	—2014.4.1
-	R960-431300-000	支架组件 Bracket	1	2014.4.1—
10	G000091-002012-00	销 2×12 Pin 2×12	1	
11	G000882-006018-00	销轴 B6×18 Pin shaft B6×18	1	
12	G0097P1-000006-00	垫圈 6 Washer 6	1	
13	R960-431001-000	回位扭簧 Spring	1	—2014.4.1



图5 标示  
Fig.5 Nameplate

全部车型  
All models of truck

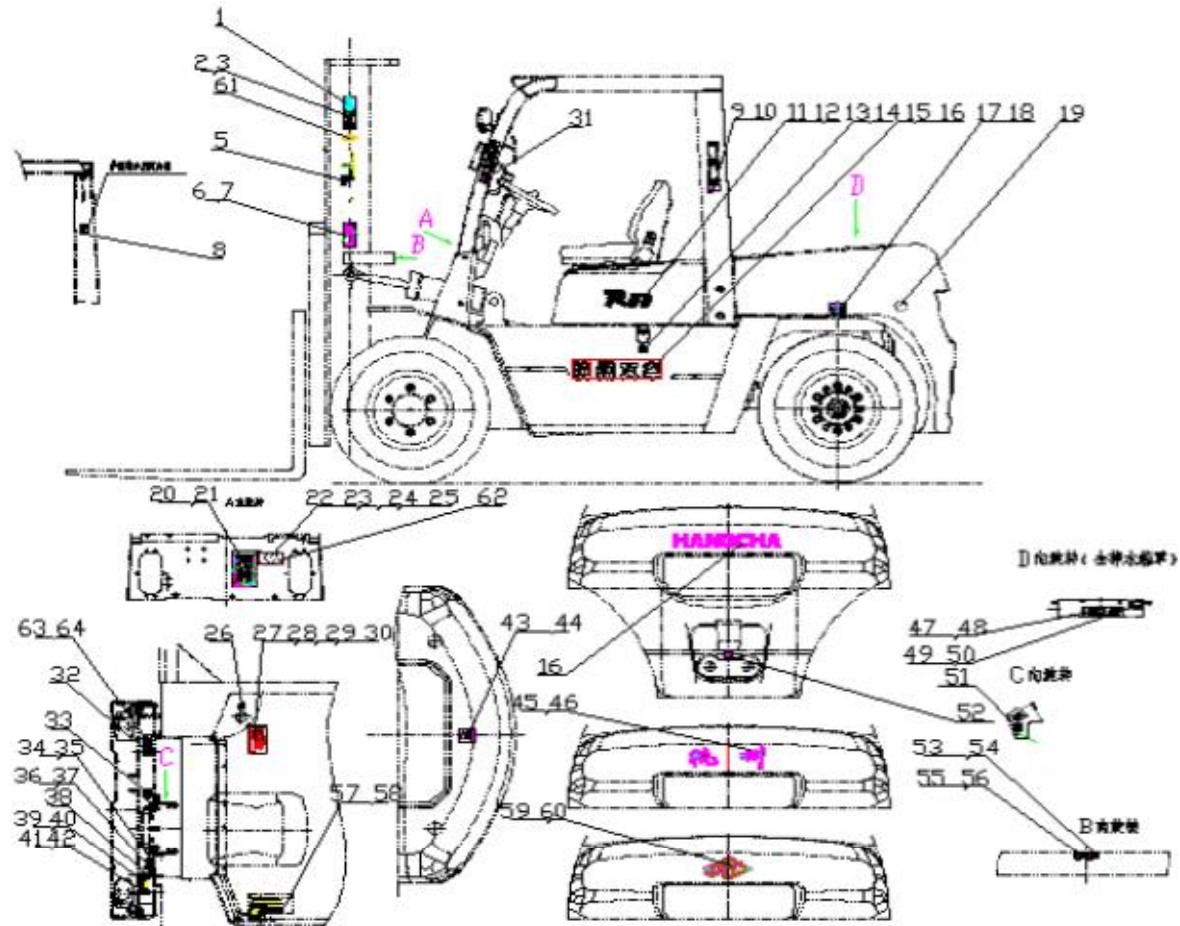




图5 标示  
Fig.5 Nameplate

全部车型  
All models of truck

序号 Item	物料码 Code No.	名称 Description	数量 Qty	备注或适用车型 Remarks Or Serial No.
1	GR501-010010-000	起吊标签 Lift label	2	
2	GR501-010011-000	起吊标签 Lift label	2	内销 Domestic sales
3	GR501-010012-000	起吊标签 Lift label	2	外销 Export sales
5	GR501-010026-000	CE 标签 CE label	2	外销 CE Export sales CE
6	GR501-010014-000	危险标签 Dangerous label	2	内销 Domestic sales
7	GR501-010015-000	危险标签 Dangerous label	2	外销 Export sales
8	GR501-010006-000	噪音标示 Noise label	1	外销 CE Export sales CE
9	R960-020014-001	严禁冲水标签 Waterproof label	1	外销 Export sales
10	R960-020013-001	严禁冲水标签 Waterproof label	1	内销 Domestic sales
11	GR501-010005-001	吨位标签 Ton label	2	内销 5t Domestic sales 5t
-	GR601-010005-001	吨位标签 Ton label	2	内销 6t Domestic sales 6t
-	GR701-010005-001	吨位标签 Ton label	2	内销 7t Domestic sales 7t
-	GR801-010005-001	吨位标签 Ton label	2	内销 8t Domestic sales 8t
-	GR1001-010005-001	吨位标签 Ton label	2	内销 10t Domestic sales 10t
12	GR501-010008-000	吨位标签 Ton label	2	内销 5t Domestic sales 5t

图5 标示  
Fig.5 Nameplate

全部车型  
All models of truck

序号 Item	物料码 Code No.	名称 Description	数量 Qty	备注或适用车型 Remarks Or Serial No.
-	GR601-010008-000	吨位标签 Ton label	2	内销 6t Domestic sales 6t
-	GR701-010008-000	吨位标签 Ton label	2	内销 7t Domestic sales 7t
-	GR801-010008-000	吨位标签 Ton label	2	内销 8t Domestic sales 8t
-	GR1001-010008-000	吨位标签 Ton label	2	内销 10t Domestic sales 10t
13	R960-020028-001	柴油标签 Diesel label	1	柴油叉车选用 Diesel fork lift trucks suaning
14	R960-020006-001	汽油标签 Gasoline label	1	汽油及双燃料叉车选用 Gasoline and CNG fork lift trucks suaning
15	50DH-010008	字样标签 Characters label	2	内销 Domestic sales
16	GR501-010016-000	字样标签 Characters label	3	外销 HANGCHA Export sales HANGCHA
17	GR501-010017-000	轮胎气压标签 Tire pressure label	1	内销充气胎 5t-7t Domestic sales pneumatic tire
-	GR1001-010017-000	轮胎气压标签 Tire pressure label	1	内销充气胎 8t-10t Domestic sales pneumatic tire
18	GR501-010007-000	轮胎气压标签 Tire pressure label	1	外销充气胎 5t-7t Export sales pneumatic tire
-	GR1001-010007-000	轮胎气压标签 Tire pressure label	1	外销充气胎 8t-10t Export sales pneumatic tire
20	R960-020020-001	润滑系统标签 Lubrication label	1	内销 Domestic sales
21	R960-020021-001	润滑系统标签 Lubrication label	1	外销 Export sales
22	GR501-010001-001	产品铭牌 Product nameplate	1	内销 5t Domestic sales 5t

图5 标示  
Fig.5 Nameplate

全部车型  
All models of truck

序号 Item	物料码 Code No.	名称 Description	数量 Qty	备注或适用车型 Remarks Or Serial No.
-	GR601-010001-001	产品铭牌 Product nameplate	1	内销 6t Domestic sales 6t
-	GR701-010001-001	产品铭牌 Product nameplate	1	内销 7t Domestic sales 7t
-	80DH-020001	产品铭牌 Product nameplate	1	内销 8t Domestic sales 8t
-	100DH-020001	产品铭牌 Product nameplate	1	内销 10t Domestic sales 10t
23	GR501-010004-001	产品铭牌 Product nameplate	1	外销 5t Export sales 5t
-	GR601-010004-001	产品铭牌 Product nameplate	1	外销 6t Export sales 6t
-	GR701-010004-001	产品铭牌 Product nameplate	1	外销 7t Export sales 7t
-	80DH-020002	产品铭牌 Product nameplate	1	外销 8t Export sales 8t
-	100DH-020002	产品铭牌 Product nameplate	1	外销 10t Export sales 10t
24	GR501-010003-001	产品铭牌 Product nameplate	1	外销 5t Export sales neutral 5t
-	GR601-010003-001	产品铭牌 Product nameplate	1	外销 6t Export sales neutral 6t
-	GR701-010003-001	产品铭牌 Product nameplate	1	外销 7t Export sales neutral 7t
-	80DH-020003	产品铭牌 Product nameplate	1	外销 8t Export sales neutral 8t
-	100DH-020003	产品铭牌 Product nameplate	1	外销 10t Export sales neutral 10t
25	GR501-010009-000	产品铭牌 Product nameplate	1	外销 5t CE Export sales 5t CE

图5 标示  
Fig.5 Nameplate

全部车型  
All models of truck

	序号 Item	物料码 Code No.	名称 Description	数量 Qty	备注或适用车型 Remarks Or Serial No.
	-	GR601-010009-000	产品铭牌 Product nameplate	1	外销 6t CE Export sales 6t CE
	-	GR701-010009-000	产品铭牌 Product nameplate	1	外销 7t CE Export sales 7t CE
	-	GR801-010009-000	产品铭牌 Product nameplate	1	外销 8t CE Export sales 8t CE
	-	GR1001-010009-000	产品铭牌 Product nameplate	1	外销 10t CE Export sales 10t CE
	26	R960-020011-001	液压油标签 Hydraulic label	1	
	27	GR501-010022-000	载荷曲线图标牌 Load nameplate	1	内销二级门架 5t Domestic sales double mast 5t
	-	GR601-010022-000	载荷曲线图标牌 Load nameplate	1	内销二级门架 6t Domestic sales double mast 6t
	-	GR701-010022-000	载荷曲线图标牌 Load nameplate	1	内销二级门架 7t Domestic sales double mast 7t
	-	GR801-010022-000	载荷曲线图标牌 Load nameplate	1	内销二级门架 8t Domestic sales double mast 8t
	-	GR1001-010022-000	载荷曲线图标牌 Load nameplate	1	内销二级门架 10t Domestic sales double mast 10t
	28	GR501-010023-000	载荷曲线图标牌 Load nameplate	1	外销二级门架 5t Export sales double mast 5t
	-	GR601-010023-000	载荷曲线图标牌 Load nameplate	1	外销二级门架 6t Export sales double mast 6t
	-	GR701-010023-000	载荷曲线图标牌 Load nameplate	1	外销二级门架 7t Export sales double mast 7t
	-	GR801-010023-000	载荷曲线图标牌 Load nameplate	1	外销二级门架 8t Export sales double mast 8t
	-	GR1001-010023-000	载荷曲线图标牌 Load nameplate	1	外销二级门架 10t Export sales double mast 10t

图5 标示  
Fig.5 Nameplate

全部车型  
All models of truck

序号 Item	物料码 Code No.	名称 Description	数量 Qty	备注或适用车型 Remarks Or Serial No.
29	GR501-010024-000	载荷曲线图标牌 Load nameplate	1	内销三级门架 5t Domestic sales triple mast 5t
-	GR601-010024-000	载荷曲线图标牌 Load nameplate	1	内销三级门架 6t Domestic sales triple mast 6t
-	GR701-010024-000	载荷曲线图标牌 Load nameplate	1	内销三级门架 7t Domestic sales triple mast 7t
30	GR501-010025-000	载荷曲线图标牌 Load nameplate	1	外销三级门架 5t Export sales triple mast 5t
-	GR601-010025-000	载荷曲线图标牌 Load nameplate	1	外销三级门架 6t Export sales triple mast 6t
-	GR701-010025-000	载荷曲线图标牌 Load nameplate	1	外销三级门架 7t Export sales triple mast 7t
31	R960-020027-001	安全带标签 Safety belt label	1	外销 Export sales
32	R960-020057-001	熄火拉线标签 Flameout pull label	1	非电熄火叉车用 For non-electric flameout forklift
33	R960-020056-001	双燃料转换开关标签 CNG change-over switch label	1	双燃料叉车选用 For CNG forklift suaning
34	GR501-010020-000	发动机检测翻页开关标签 Engine detect select switch label	1	康明斯专用 内销 Only for Cummins- Domestic sales
35	GR501-010021-000	发动机检测翻页开关标签 Engine detect select switch label	1	康明斯专用 外销 Only for Cummins- Export sales
36	GR501-010018-000	发动机检测开关标签 Engine detection switch label	1	康明斯专用 内销 Only for Cummins- Domestic sales
37	GR501-010019-000	发动机检测开关标签 Engine detection switch label	1	康明斯专用 外销 Only for Cummins- Export sales
38	R960-020022-001	手制动器标签 Hand brake label	1	
39	R960-020039-001	操纵标签 Manipulation label	1	内销 Domestic sales

图5 标示  
Fig.5 Nameplate

全部车型  
All models of truck

序号 Item	物料码 Code No.	名称 Description	数量 Qty	备注或适用车型 Remarks Or Serial No.
40	R960-020007-001	操纵标签 Manipulation label	1	外销 Export sales
41	R960-020054-001	机罩锁扣标签 Hood lock catch label	1	内销 Domestic sales
42	R960-020055-001	机罩锁扣标签 Hood lock catch label	1	外销 Export sales
43	R960-020025-001	LPG 标签 LPG label	1	外销 LPG 叉车 Export sales LPG forklift truck
44	R960-020053-001	LPG 标签 LPG label	1	内销 LPG 叉车 Domestic sales LPG forklift truck
45	GR501-020002-000	杭州字样标签 "杭州"branded label	1	内销 Domestic sales
46	G000068-006016-00	螺钉 M6×16 Bolt M6×16	4	内销 Domestic sales
47	R960-020040-001	切手危险标签 Cut hand dangerous label	1	内销 Domestic sales
48	R960-020034-001	切手危险标签 Cut hand dangerous label	1	外销 Export sales
49	R960-020016-001	防冻液标签 Antifreeze label	1	内销 Domestic sales
50	R960-020017-001	防冻液标签 Antifreeze label	1	外销 Export sales
51	R960-020030-001	紧急停用开关标签 Emergency power off switch label	1	装紧急断电开关用 For emergency power off switch
52	R960-020023-001	拴系点标签 Tie-down point label	1	
53	R960-020048-001	危险标签 Dangerous label	1	内销 Domestic sales
54	R960-020032-001	危险标签 Dangerous label	1	外销 Export sales



图5 标示  
Fig.5 Nameplate

全部车型  
All models of truck

序号 Item	物料码 Code No.	名称 Description	数量 Qty	备注或适用车型 Remarks Or Serial No.
55	R960-020015-001	危险标签 Dangerous label	1	内销 Domestic sales
56	R960-020033-001	危险标签 Dangerous label	1	外销 Export sales
57	R960-020029-001	警告标签 Caution label	1	内销 Domestic sales
58	R960-020009-001	警告标签 Caution label	1	外销 Export sales
59	GR501-020003-000	HC 标签 HC label	1	外销 HC Export sales HC
60	G000819-005016-00	螺钉 M5×16 Bolt M5×16	2	外销 HC Export sales HC
61	R960-020059-W00	HC 标志 HC sign	2	除外销 HANGCHA 及中性外 Except export sales and neutral
62	G012618-004010-00	铆钉 4×10 Rivet 4×10	4	
63	GR1001-010027-000	充压标签 Pressurize label	1	外销 8t-10t Export sales 8t-10t
64	GR1001-010028-000	充压标签 Pressurize label	1	内销 8t-10t Domestic sales 8t-10t

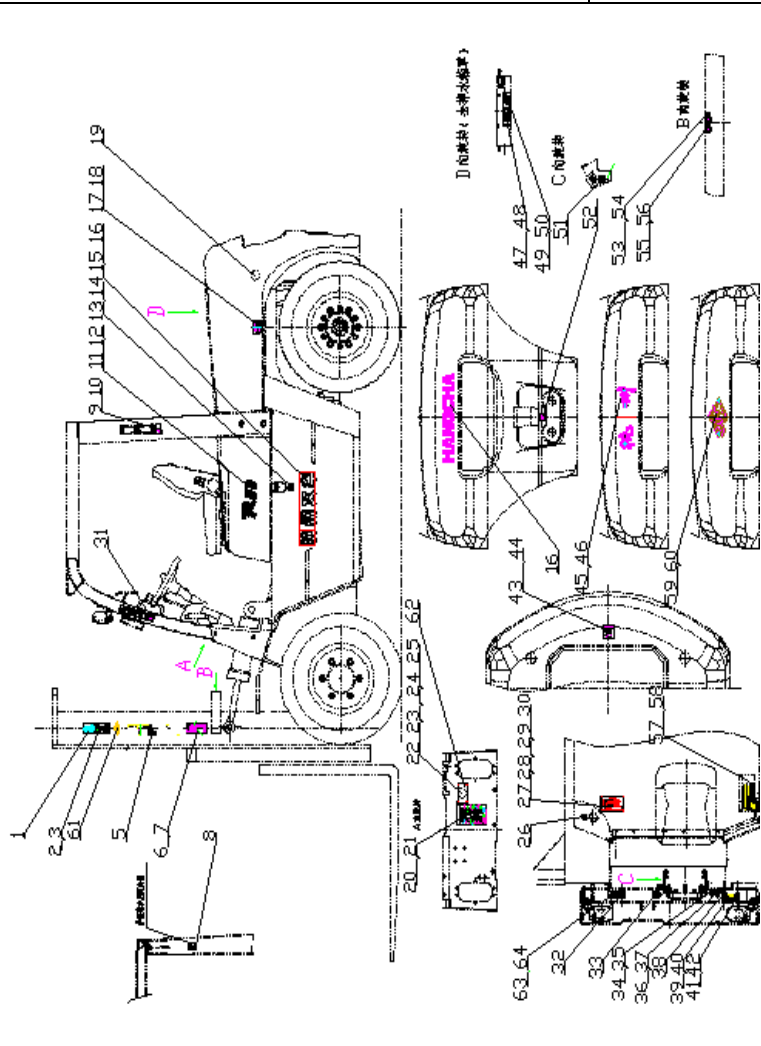


图6 平衡重总成  
Fig.6 Counter balance assy

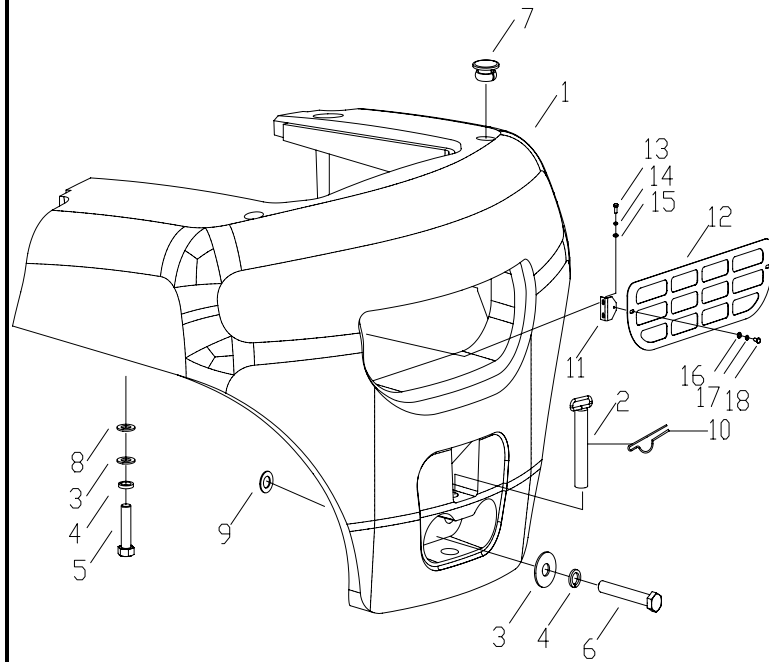
全部车型  
All models of truck

	序号 Item	物料码 Code No.	名称 Description	数量 Qty	备注或适用车型 Remarks Or Serial No.
	1	GR501-021000-001	平衡重块 Counter balance	1	5t (除 W28,W41,G41) 5t(Except W28,W41,G41)
	-	GR502-021000-001	平衡重块 Counter balance	1	5t (W28,W41,G41)
	-	GR601-021000-001	平衡重块 Counter balance	1	6t (除 W28,W41,G41) 6t(Except W28,W41,G41)
	-	GR602-021000-001	平衡重块 Counter balance	1	6t (W28,W41,G41)
	-	GR701-021000-001	平衡重块 Counter balance	1	7t (除 W28,W17,W24,W41,G41) 7t(Except W28,W17,W24,W41,G41)
	-	GR702-021000-001	平衡重块 Counter balance	1	7t (W28,W41,G41)
	-	GR705-021000-001	平衡重块 Counter balance	1	7t (W17,W24)
	-	GR801-021000-001	平衡重块 Counter balance	1	8t
	-	GR1001-021000-001	平衡重块 Counter balance	1	10t
	2	GR501-020100-000	拖重销 Towing pin	1	
	-	GR501-023100-800	拖重销 Towing pin	1	For CE
	3	50CDA-000004	垫圈 30 Washer 30	4	5t-7t
	-	80DH-000001	垫圈 36 Washer 36	4	8t-10t
	4	G007244-000030-00	垫圈 30 Washer 30	4	5t-7t
	-	G007244-000036-00	垫圈 36 Washer 36	4	8t-10t



图6 平衡重总成  
Fig.6 Counter balance assy

全部车型  
All models of truck



序号 Item	物料码 Code No.	名称 Description	数量 Qty	备注或适用车型 Remarks Or Serial No.
5	G005782-030100-00	螺栓 M30×100 Bolt M30×100	2	5t-7t
-	G005782-036110-00	螺栓 M36×110 Bolt M36×110	2	8t-10t
6	G005782-030216-00	螺栓 M30×216 Bolt M30×216	2	5t
-	G005782-030276-00	螺栓 M30×276 Bolt M30×276	2	6t
-	G005782-030330-00	螺栓 M30×330 Bolt M30×330	2	7t
-	G005782-036230-00	螺栓 M36×230 Bolt M36×230	2	8t-10t
7	X700-010002-000	塞子 Plug	2	5t-10t
8	GR501-020001-000	调整垫 Adjusting shim	1	5t-10t
9	N163-010008-000	调整垫片 Adjusting shim	1	5t-7t
-	R450-010003-000	调整垫片 Adjusting shim	1	8t-10t
10	GR501-023001-800	锁销 Locking pin	1	For CE
11	GR501-022002-800	支架 Support	2	
12	GR501-022001-500	配重网罩 Counter balance mesh enclosure	1	5t-7t
-	GR1001-020002-500	配重网罩 Counter balance mesh enclosure	1	8t-10t
13	G005783-005016-00	螺栓 M5×16 Bolt M5×16	4	

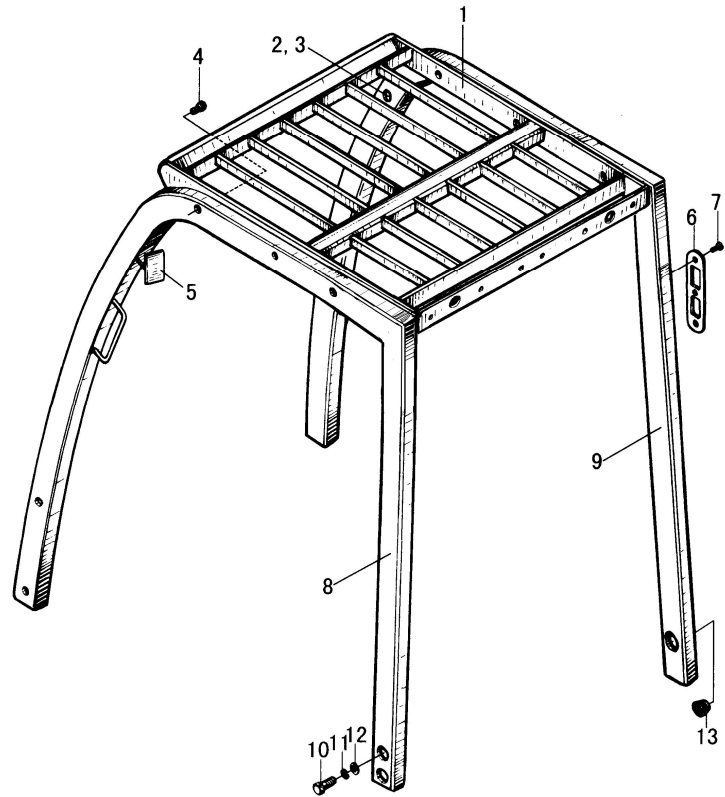






图 8 护顶架总成  
Fig.8 Overhead guard assy

全部车型  
All models of truck



序号 Item	物料码 Code No.	名称 Description	数量 Qty	备注或适用车型 Remarks Or Serial No.
1	GR501-820000-000	顶架 Overhead guard	1	5t-7t
-	GR1001-820000-000	顶架 Overhead guard	1	8t-10t
2	N163-800002-000	胶管 Rubber pipe	1	
3	No.0-G00	管箍 Clamp	1	
4	N163-420500-000	螺栓组件 Bolt	8	
5	9630311H00-G00	观后视镜总成 Rear mirror assy	2	
6	R450-800001-000	盖板 Cover plate	1	
7	G00818-005012-00	螺钉 M5×12 Screw M5×12	2	
8	GR501-810000-000	左支撑腿总成 Left pillar assy	1	除 © ① Except © ①
-	GR502-810000-000	左支撑腿总成 Left pillar assy	1	© ①
9	GR501-830000-000	右支撑腿总成 Right pillar assy	1	5t-7t —2014.4.1
-	GR501-830000-001	右支撑腿总成 Right pillar assy	1	5t-7t 2014.4.1—
-	GR1001-830000-000	右支撑腿总成 Right pillar assy	1	8t-10t —2014.4.1
-	GR1001-830000-001	右支撑腿总成 Right pillar assy	1	8t-10t 2014.4.1—
10	N163-800005-000	螺栓 Bolt	8	



第五部分 操纵系统  
Part V Control system

(A) CPCD50/60/70-RG16    (B) CPCD80/100-RG16    (C) CPCD50/60/70-RW28    (D) CPCD80/100-RW28    (E) CPCD80/100-RG17  
 (F) CPCD50/60/70-RG24    (G) CPCD50/60/70-RW14    (H) CPCD80/100-RW14    (I) CPCD80/100-RG25    (J) CPCD50/60/70-RW19A  
 (K) CPYD50/60/70-RW57    (L) CPCD50/60/70-RW14B    (M) CPYD50/60/70-RW17    (N) CPCD80/100-RG36    (O) CPCD50/60/70-RW38  
 (P) CPCD50/60/70-RG41    (Q) CPCD50/60/70-RW41    (R) CPCD50/60/70-RW38B    (S) CPQYD50/60/70-RW57    (T) CPYD50/60/70-RW24  
 (U) CPCD80/100-RW41    (V) CPCD50/60/70-RG16-J

序号 Item	名称 Description	适用车型 Serial No.	页码 Page
图 1 Fig. 1	制动与微动操纵 Brake and inching control	(A) (C) (F) (G) (K) (M) (O) (P) (Q) (S) (T) (V)	5-1
图 2 Fig. 2	制动与微动操纵 Brake and inching control	(J)	5-4
图 3 Fig. 3	制动与微动操纵 Brake and inching control	(L) (R)	5-7
图 4 Fig. 4	制动与微动操纵(1) Brake and inching control(1)	(B) (D) (E) (H) (I) (N) (U)	5-11
图 5 Fig. 5	制动与微动操纵(2) Brake and inching control(2)	(B) (D) (E) (H) (I) (N) (U)	5-13
图 6 Fig. 6	右制动油管 Right brake oil pipe	(B) (D) (E) (H) (I) (N) (U)	5-15
图 7 Fig. 7	左制动油管 Left brake oil pipe	(B) (D) (E) (H) (I) (N) (U)	5-16
图 8 Fig. 8	手制动操纵 Handle control	除 Except (L) (R)	5-17
图 9 Fig. 9	手制动操纵-2012.12.6 Handle control -2012.12.6	(L) (R)	5-18
图 9-1 Fig. 9-1	手制动操纵 2012.12.6- Handle control 2012.12.6-	(L) (R)	5-20

序号 Item	名称 Description	适用车型 Serial No.	页码 Page
图 10 Fig. 10	熄火操纵 Extinguishment control	Ⓐ Ⓑ Ⅴ	5-21
图 11 Fig. 11	熄火操纵 Extinguishment control	Ⓔ Ⓕ Ⓖ	5-23
图 12 Fig. 12	熄火操纵 Extinguishment control	Ⓘ	5-24
图 13 Fig. 13	熄火操纵 Extinguishment control	Ⓝ	5-25
图 14 Fig. 14	油门操纵 Throttle control	Ⓐ Ⓑ Ⓖ Ⓚ Ⓛ	5-26
图 15 Fig. 15	油门操纵 Throttle control	Ⓔ Ⓕ	5-30
图 16 Fig. 16	油门操纵 Throttle control	Ⓖ Ⓡ Ⓛ	5-33
图 17 Fig. 17	油门操纵 Throttle control	Ⓘ	5-36
图 18 Fig. 18	油门操纵 Throttle control	Ⓜ	5-39
图 19 Fig. 19	油门操纵 Throttle control	Ⓝ	5-41
图 20 Fig. 20	油门操纵 Throttle control	Ⓔ	5-44
图 21 Fig. 21	油门操纵 Throttle control	Ⓖ	5-47
图 22 Fig. 22	换挡操纵总成 Shift control assy	Ⓜ	5-50



图 1 制动与微动操纵

Fig. 1 Brake and inching control

Ⓐ CPCD50/60/70-RG16

Ⓒ CPCD50/60/70-RW28

Ⓕ CPCD50/60/70-RG24

Ⓖ CPCD50/60/70-RW14

Ⓚ CPYD50/60/70-RW57

Ⓜ CPYD50/60/70-RW17

Ⓖ CPCD50/60/70-RW38

Ⓟ CPCD50/60/70-RG41

Ⓠ CPCD50/60/70-RW41

Ⓢ CPQYD50/60/70-RW57

Ⓣ CPYD50/60/70-RW24

Ⓡ CPCD50/60/70-RG16-J

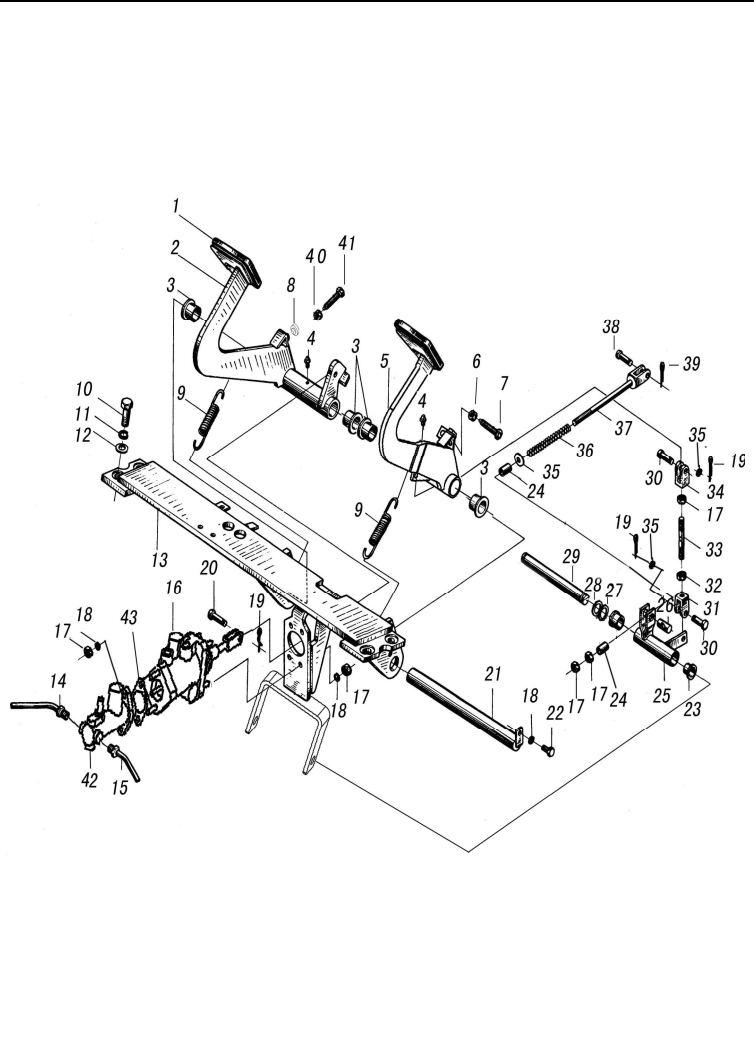
序号 Item	物料码 Code No.	名称 Description	数量 Qty	备注或适用车型 Remarks Or Serial No.
				
1	50W-612001	踏板垫 Pedal gasket	2	
2	GR501-513100-000	制动踏板 Brake pedal	1	
3	50W-612003	衬套 Bushing	4	
4	G001152-006000-00	油杯 M6 Oil grease M6	2	
5	GR501-514100-000	微动踏板 Slight travel pedal	1	—2014.4.1
-	50DH-613100	微动踏板 Slight travel pedal	1	2014.4.1—
6	G006170-000010-00	螺母 M10 Nut M10	1	
7	50W-610002	止推螺栓 Thrust bolt	1	
8	50W-612002	止推圈 Thrust collars	3	
9	50W-610003	弹簧 Spring	2	
10	G005783-012035-00	螺栓 M12x35 Bolt M12x35	4	
11	G000093-000012-00	垫圈 12 Washer 12	4	
12	G0097P1-000012-00	垫圈 12 Washer 12	4	
13	GR501-511000-000	制动踏板支架 Brake pedal support	1	—2014.4.1
-	GR501-511000-002	制动踏板支架 Brake pedal support	1	2014.4.1—

图 1 制动与微动操纵

Fig. 1 Brake and inching control

Ⓐ CPCD50/60/70-RG16

Ⓒ CPCD50/60/70-RW28

Ⓕ CPCD50/60/70-RG24

Ⓖ CPCD50/60/70-RW14

Ⓚ CPYD50/60/70-RW57

Ⓜ CPYD50/60/70-RW17

Ⓖ CPCD50/60/70-RW38

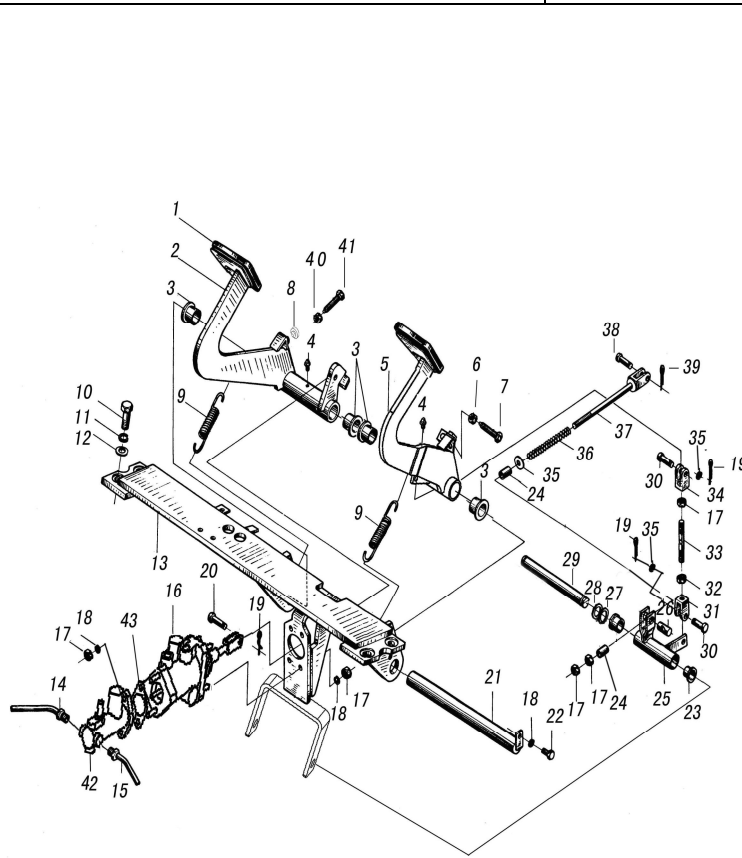
Ⓟ CPCD50/60/70-RG41

Ⓠ CPCD50/60/70-RW41

Ⓢ CPQYD50/60/70-RW57

Ⓣ CPYD50/60/70-RW24

Ⓡ CPCD50/60/70-RG16-J



序号 Item	物料码 Code No.	名称 Description	数量 Qty	备注或适用车型 Remarks Or Serial No.
14	50W-610100	制动油管 (右) Brake pipe(right)	1	
15	50W-610200	制动油管 (左) Brake pipe(left)	1	
16	HBB-L25E-5T	液压助力器 Booster cylinder	1	
17	G006170-000008-00	螺母 M8 Nut M8	9	
18	G000093-000008-00	垫圈 8 Washer 8	7	
19	G000091-3P2014-00	销 3.2x14 Pin 3.2x14	3	
20	G000882-008022-01	销轴 B8x22 Pin shaft B8x22	1	
21	GR501-510200-000	轴 Shaft	1	
22	G005783-008016-00	螺栓 M8x16 Bolt M8x16	1	
23	50W-615001	衬套 Bushing	2	
24	50W-610007	套 Sleeve	2	
25	GR501-512100-000	曲柄 Handle	1	
26	50W-610006	销 Pin	1	
27	G0097P1-000018-00	垫圈 18 Washer 18	2	
28	G0894P1-000015-00	挡圈 15 Sanp ring 15	2	

图 1 制动与微动操纵

Fig. 1 Brake and inching control

Ⓐ CPCD50/60/70-RG16

Ⓒ CPCD50/60/70-RW28

Ⓕ CPCD50/60/70-RG24

Ⓖ CPCD50/60/70-RW14

Ⓚ CPYD50/60/70-RW57

Ⓜ CPYD50/60/70-RW17

Ⓖ CPCD50/60/70-RW38

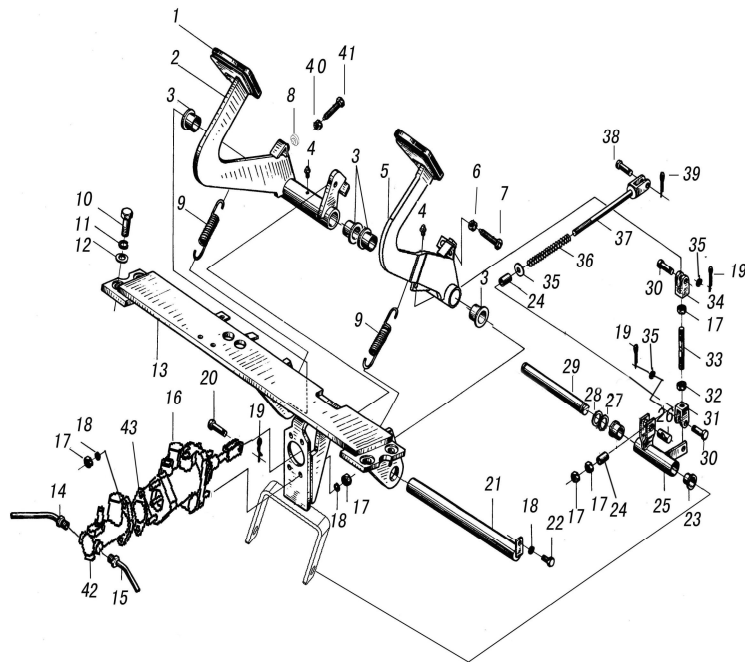
Ⓟ CPCD50/60/70-RG41

Ⓠ CPCD50/60/70-RW41

Ⓢ CPQYD50/60/70-RW57

Ⓣ CPYD50/60/70-RW24

Ⓡ CPCD50/60/70-RG16-J

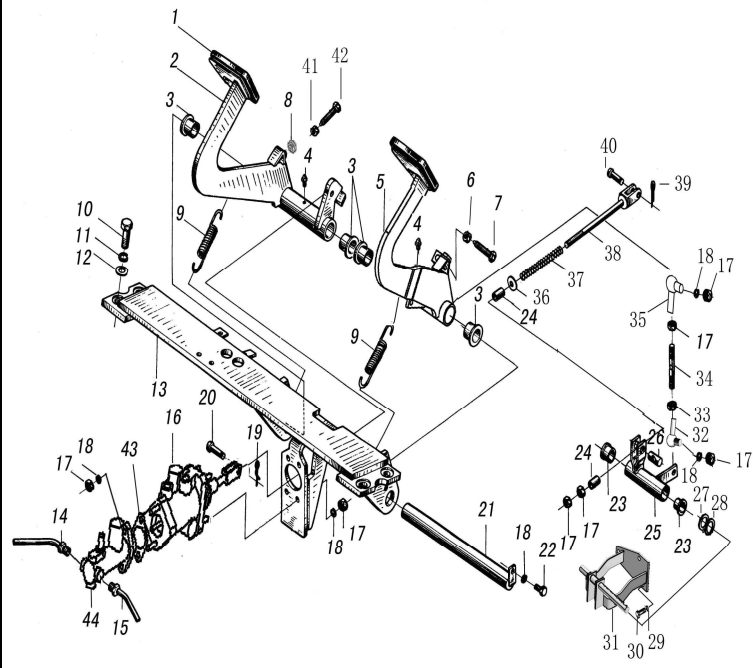


序号 Item	物料码 Code No.	名称 Description	数量 Qty	备注或适用车型 Remarks Or Serial No.
29	GR501-510001-000	支架轴 Support shaft	1	
30	G000882-008026-01	销轴 B8×26 Pin shaft B8×26	2	
31	50DH-610009	左叉头 Left fork nipple	1	
32	25DE-64-7	螺母 M8-左 Nut M8-left	1	
33	GR501-510002-000	连杆 Connecting rod	1	
34	50DH-610008	叉头 Fork nipple	1	
35	G0097P1-000008-00	垫圈 8 Wsaher 8	3	
36	50W-610005	压簧 Spring	1	
37	GR501-510100-000	连杆 Connecting rod	1	
38	G000882-006020-01	销轴 B6×20 Pin shaft B6×20	1	
39	G000091-002018-00	销 2×18 Pin 2×18	1	
40	G006171-000010-00	螺母 M10×1 Nut M10×1	1	
41	G005786-010035-02	螺栓 M10×1×35 Bolt M10×1×35	1	
42	50DH-618100	制动主缸总成 Brake master cylinder assy	1	
43	HBB-L25E-18A-G00	垫片 Shim	1	

图 2 制动与微动操纵

Fig. 2 Brake and inching control

Ⓧ CPCD50/60/70-RW19A

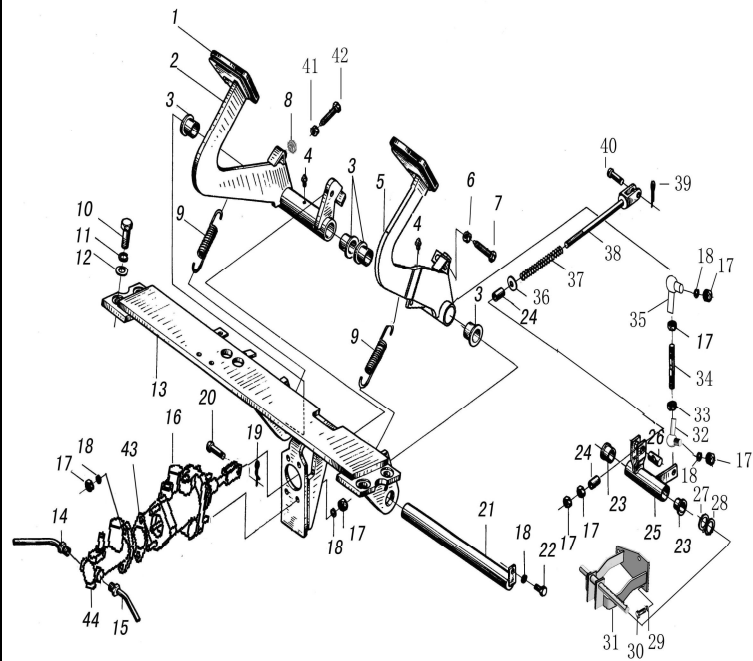


序号 Item	物料码 Code No.	名称 Description	数量 Qty	备注或适用车型 Remarks Or Serial No.
1	50W-612001	踏板垫 Pedal gasket	2	
2	GR501-513100-000	制动踏板 Brake pedal	1	
3	50W-612003	衬套 Bushing	4	
4	G001152-006000-00	油杯 M6 Oil grease M6	2	
5	GR506-512100-000	微动踏板 Slight travel pedal	1	
6	G006170-000010-00	螺母 M10 Nut M10	1	
7	50W-610002	止推螺栓 Thrust bolt	1	
8	50W-612002	止推圈 Thrust collars	3	
9	50W-610003	弹簧 Spring	2	
10	G005783-012035-00	螺栓 M12x35 Bolt M12x35	4	
11	G000093-000012-00	垫圈 12 Washer 12	4	
12	G0097P1-000012-00	垫圈 12 Washer 12	4	
13	GR506-511000-000	制动踏板支架 Brake pedal support	1	
14	50W-610100	制动油管 (右) Brake pipe(right)	1	
15	50W-610200	制动油管 (左) Brake pipe(left)	1	

图 2 制动与微动操纵

Fig. 2 Brake and inching control

① CPCD50/60/70-RW19A



序号 Item	物料码 Code No.	名称 Description	数量 Qty	备注或适用车型 Remarks Or Serial No.
16	HBB-L25E-5T	液压助力器 Booster cylinder	1	
17	G006170-000008-00	螺母 M8 Nut M8	10	
18	G000093-000008-00	垫圈 8 Washer 8	9	
19	G000091-3P2014-00	销 3.2x14 Pin 3.2x14	3	
20	G000882-008022-01	销轴 B8x22 Pin shaft B8x22	1	
21	GR501-510200-000	轴 Shaft	1	
22	G005783-008016-00	螺栓 M8x16 Bolt M8x16	1	
23	50W-615001	衬套 Bushing	2	
24	50W-610007	套 Sleeve	2	
25	50W-615100	曲柄 Handle	1	
26	50W-610006	销 Pin	1	
27	G0097P1-000018-00	垫圈 18 Washer 18	1	
28	G0894P1-000015-00	挡圈 15 Sanp ring 15	1	
29	G000093-000010-00	垫圈 10 Washer 10	3	
30	G005783-010020-00	螺栓 M10x20 Boltt M10x20	3	

图 2 制动与微动操纵

Fig. 2 Brake and inching control

① CPCD50/60/70-RW19A

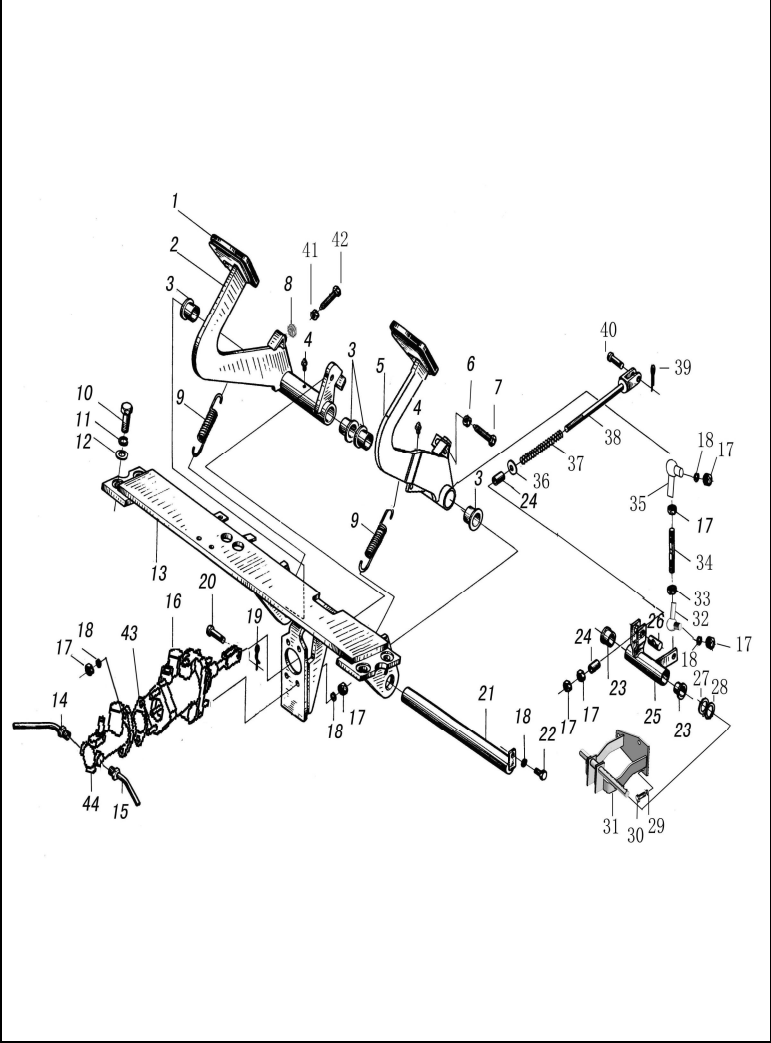
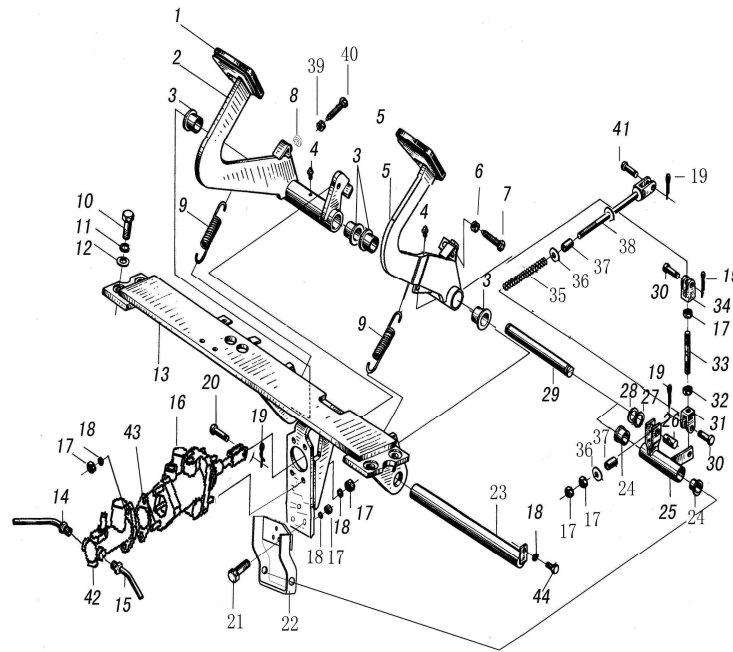
序号 Item	物料码 Code No.	名称 Description	数量 Qty	备注或适用车型 Remarks Or Serial No.			
							
31	50W-616000				支架 Bracket	1	
32	J005306-0000008-01				轴承 Bearing	1	
33	25DE-64-7				螺母 M8-左 Nut M8-left	1	
34	50W-610004				连杆 Connecting rod	1	
35	J005306-0000008-00				轴承 Bearing	1	
36	G0097P1-000008-00				垫圈 8 Wsaher 8	1	
37	50W-610005				压簧 Spring	1	
38	50W-617000				连杆 Connecting rod	1	
39	G000091-1P6012-00				销 1.6×12 Pin 1.6×12	1	
40	G000882-006018-01				销轴 B6×18 Pin shaft B6×18	1	
41	G006171-000010-00				螺母 M10×1 Nut M10×1	1	
42	G005786-010035-02				螺栓 M10×1×35 Bolt M10×1×35	1	
43	HBB-L25E-18A-G00				垫片 Shim	1	
44	50DH-618100	制动主缸总成 Brake master cylinder assy	1				

图3 制动与微动操纵

Fig.3 Brake and inching control

Ⓐ CPCD50/60/70-RW14B Ⓑ CPCD50/60/70-RW38B

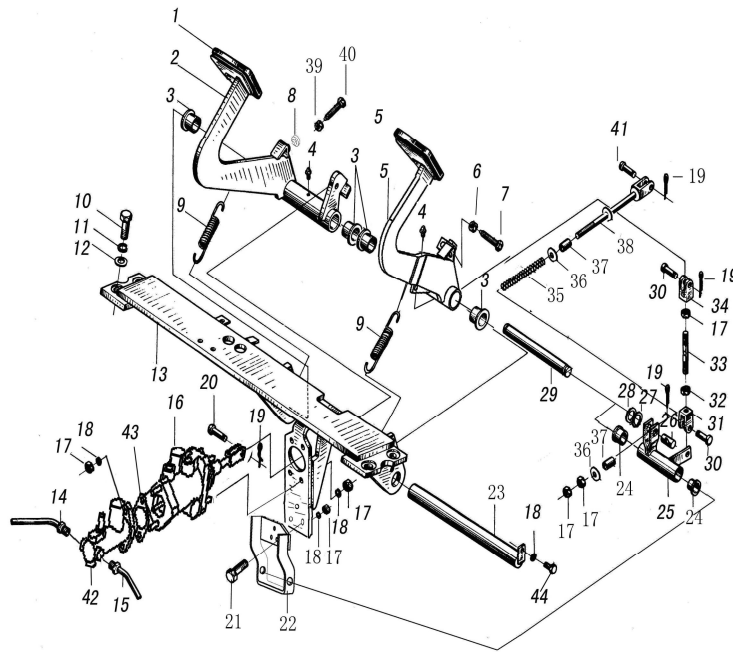


序号 Item	物料码 Code No.	名称 Description	数量 Qty	备注或适用车型 Remarks Or Serial No.
1	50W-612001	踏板垫 Pedal gasket	2	
2	GR501-513100-000	制动踏板 Brake pedal	1	
3	50W-612003	衬套 Bushing	4	
4	G001152-006000-00	油杯 M6 Oil grease M6	2	
5	GR508-512100-000	微动踏板 Slight travel pedal	1	—2014.4.1
-	H502-514100-000	微动踏板 Slight travel pedal	1	2014.4.1—
6	G006170-000010-00	螺母 M10 Nut M10	1	
7	50W-610002	止推螺栓 Thrust bolt	1	
8	50W-612002	止推圈 Thrust collars	3	
9	50W-610003	弹簧 Spring	2	
10	G005783-012035-00	螺栓 M12x35 Bolt M12x35	4	
11	G000093-000012-00	垫圈 12 Washer 12	4	
12	G0097P1-000012-00	垫圈 12 Washer 12	4	
13	GR508-511000-000	制动踏板支架 Brake pedal support	1	—2014.4.1
-	GR508-511000-002	制动踏板支架 Brake pedal support	1	2014.4.1—

图3 制动与微动操纵

Fig.3 Brake and inching control

Ⓐ CPCD50/60/70-RW14B Ⓑ CPCD50/60/70-RW38B



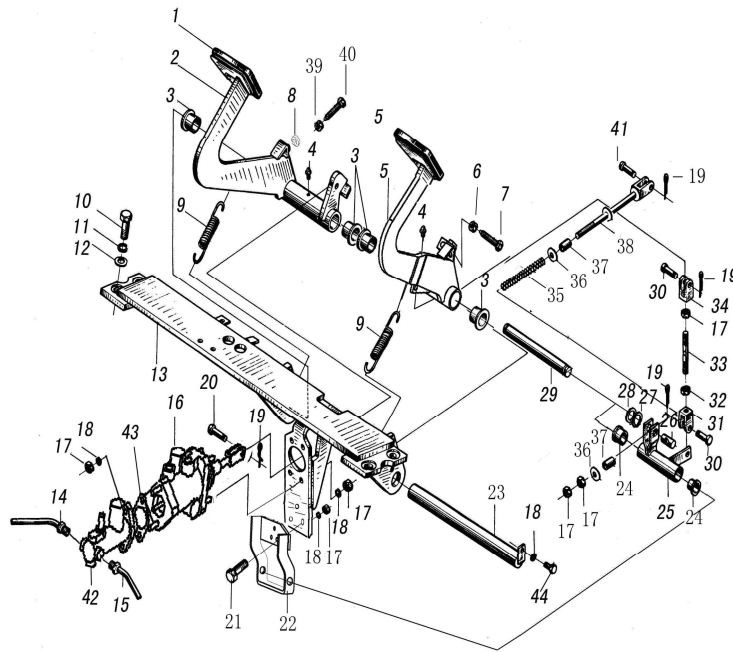
序号 Item	物料码 Code No.	名称 Description	数量 Qty	备注或适用车型 Remarks Or Serial No.
14	50W-610100	制动油管(右) Brake pipe(right)	1	
15	50W-610200	制动油管(左) Brake pipe(left)	1	
16	HBB-L25E-5T	液压助力器 Booster cylinder	1	
17	G006170-000008-00	螺母 M8 Nut M8	12	
18	G000093-000008-00	垫圈 8 Washer 8	10	
19	G000091-3P2014-00	销 3.2x14 Pin 3.2x14	4	
20	G000882-008022-01	销轴 B8x22 Pin shaft B8x22	1	
21	G005783-008030-00	螺栓 M8x30 Bolt M8x30	3	
22	H502-512000-000	支架 Bracket	1	
23	GR501-510200-000	轴 Shaft	1	
24	50W-615001	衬套 Bushing	2	
25	H502-511000-000	曲柄 Handle	1	
26	50W-610006	销 Pin	1	
27	50W-640004	垫圈 19 Washer 19	2	
28	G0894P1-000018-00	挡圈 18 Sanp ring 18	2	



图3 制动与微动操纵

Fig.3 Brake and inching control

Ⓐ CPCD50/60/70-RW14B Ⓑ CPCD50/60/70-RW38B



序号 Item	物料码 Code No.	名称 Description	数量 Qty	备注或适用车型 Remarks Or Serial No.
29	H502-510001-000	支架轴 Support shaft	1	
30	G000882-008026-01	销轴 B8×26 Pin shaft B8×26	2	
31	50DH-610009	左叉头 Left fork nipple	1	
32	25DE-64-7	螺母 M8-左 Nut M8-left	1	
33	50W-610004	连杆 Connecting rod	1	
34	50DH-610008	叉头 Fork nipple	1	
35	50W-610005	压簧 Spring	1	
36	G0097P1-000008-00	垫圈 8 Washer 8	2	
37	50W-610007	套 Sleeve	2	
38	H502-513000-000	连杆 Connecting rod	1	Ⓐ
-	GR514-512000-000	连杆 Connecting rod	1	Ⓑ
39	G006171-000010-00	螺母 M10×1 Nut M10×1	2	
40	G005786-010035-02	螺栓 M10×1×35 Bolt M10×1×35	2	
41	G000882-005020-01	销轴 B5×20 Pin shaft B5×20	1	
42	50DH-618100	制动主缸总成 Brake master cylinder assy	1	



图 4 制动与微动操纵(1)

Fig.4 Brake and inching control(1)

ⓑ CPCD80/100-RG16

ⓓ CPCD80/100-RW28

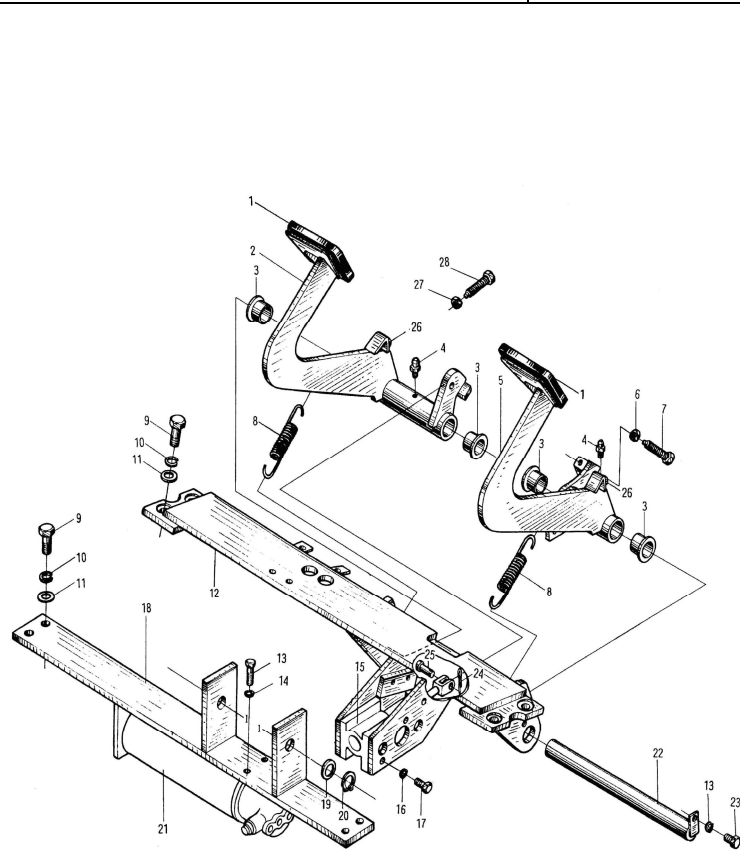
ⓔ CPCD80/100-RG17

ⓓ CPCD80/100-RW14

ⓐ CPCD80/100-RG25

Ⓝ CPCD80/100-RG36

Ⓤ CPCD80/100-RW41



序号 Item	物料码 Code No.	名称 Description	数量 Qty	备注或适用车型 Remarks Or Serial No.
1	50W-612001	踏板垫 Pedal gasket	2	
2	GR1001-512100-000	制动踏板 Brake pedal	1	
3	50W-612003	衬套 Bushing	4	
4	G001152-006000-00	油杯 M6 Oil grease M6	2	
5	80DH-616100	微动踏板 Slight travel pedal	1	
6	G006170-000010-00	螺母 M10 Nut M10	2	
7	50W-610002	止推螺栓 Thrust bolt	2	
8	50W-610003	弹簧 Spring	2	
9	G005783-012035-00	螺栓 M12x35 Bolt M12x35	8	
10	G000093-000012-00	垫圈 12 Washer 12	8	
11	G0097P1-000012-00	垫圈 12 Washer 12	8	
12	GR1001-511000-000	制动踏板支架 Brake pedal support	1	—2014.4.1
-	GR1001-511000-002	制动踏板支架 Brake pedal support	1	2014.4.1—
13	G000093-000008-00	垫圈 8 Washer 8	3	
14	G005783-008035-00	螺栓 M8x35 Bolt M8x35	2	

图 4 制动与微动操纵(1)

Fig.4 Brake and inching control(1)

ⓑ CPCD80/100-RG16

ⓓ CPCD80/100-RW28

ⓔ CPCD80/100-RG17

ⓓ CPCD80/100-RW14

ⓐ CPCD80/100-RG25

Ⓝ CPCD80/100-RG36

Ⓤ CPCD80/100-RW41

序号 Item	物料码 Code No.	名称 Description	数量 Qty	备注或适用车型 Remarks Or Serial No.
15	GR1001-515000-G00	制动阀 Brake valve	1	
16	G000093-000010-00	垫圈 10 Washer 10	4	
17	G005785-010020-00	螺栓 M10×1.25×20 Bolt M10×1.25×20	4	
18	GR1001-510100-000	支架 Bracket	1	
19	50W-640004	垫圈 19 Washer 19	2	
20	G000896-000015-00	挡圈 15 Snap ring 15	2	
21	GR1001-514000-G01	蓄能器 Accumulator	1	
22	80DH-615000	轴 Shaft	1	
23	G005783-008016-00	螺栓 M8×16 Bolt M8×16	1	
24	G000091-3P2014-00	销 3.2×14 Pin 3.2×14	1	
25	G000882-010026-01	销轴 B10×26 Pin shaft B10×26	1	
26	50W-612002	止推圈 Thrust ring	3	
27	G006171-000010-00	螺母 M10×1 Nut M10×1	2	
28	G005786-010035-02	螺栓 M10×1×35 Bolt M10×1×35	2	

图 5 制动与微动操纵(2)

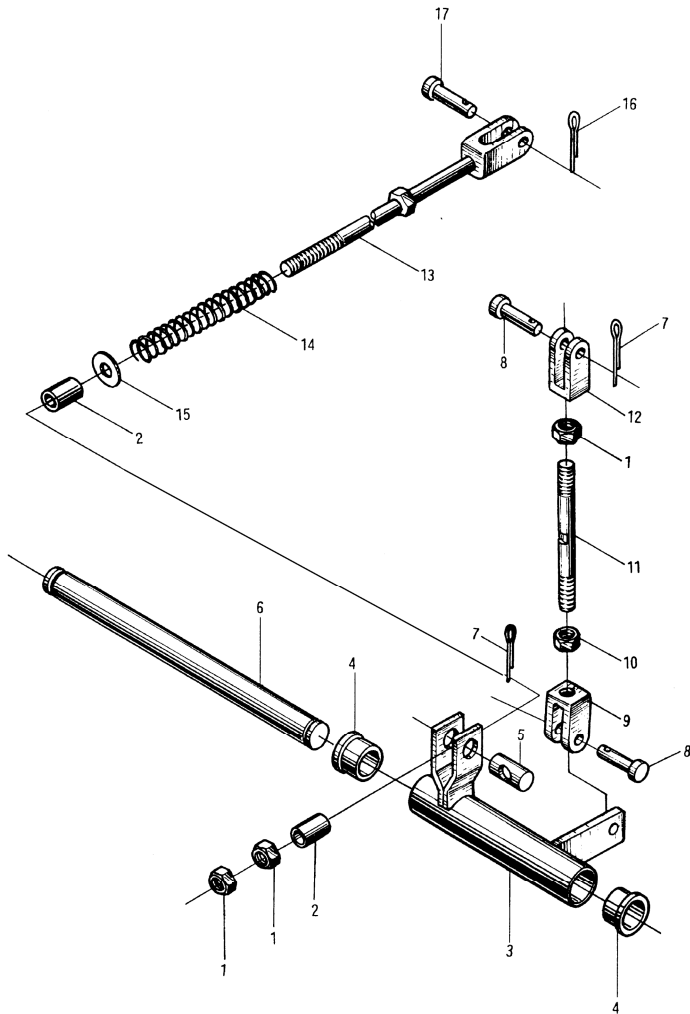
Fig.5 Brake and inching control(2)

Ⓑ CPCD80/100-RG16  
Ⓘ CPCD80/100-RG25

Ⓓ CPCD80/100-RW28  
Ⓝ CPCD80/100-RG36

Ⓔ CPCD80/100-RG17  
Ⓤ CPCD80/100-RW41

Ⓜ CPCD80/100-RW14



序号 Item	物料码 Code No.	名称 Description	数量 Qty	备注或适用车型 Remarks Or Serial No.
1	G006170-000008-00	螺母 M8 Nut M8	3	
2	50W-610007	套 Sleeve	2	
3	80DH-612100	曲柄 Handle	1	
4	50W-615001	衬套 Bushing	2	
5	50W-610006	销 Pin	1	
6	GR1001-510001-000	支架轴 Bracket shaft	1	
7	G000091-3P2014-00	销 3.2x14 Pin 3.2x14	2	
8	G000882-008026-01	销轴 B8x26 Pin shaft B8x26	2	
9	50DH-610009	左叉头 Left fork nipple	1	
10	25DE-64-7	螺母 M8-左 Nut M8-left	1	
11	80DH-610002	连杆 Connector rod	1	
12	50DH-610008	叉头 Fork nipple	1	
13	GR1001-513000-000	连杆 Connector rod	1	Ⓑ (Ⓓ 8t) Ⓔ Ⓜ Ⓘ Ⓤ
-	GR1002-513000-000	连杆 Connector rod	1	(Ⓓ 10t)
-	GR1006-513000-000	连杆 Connector rod	1	Ⓝ



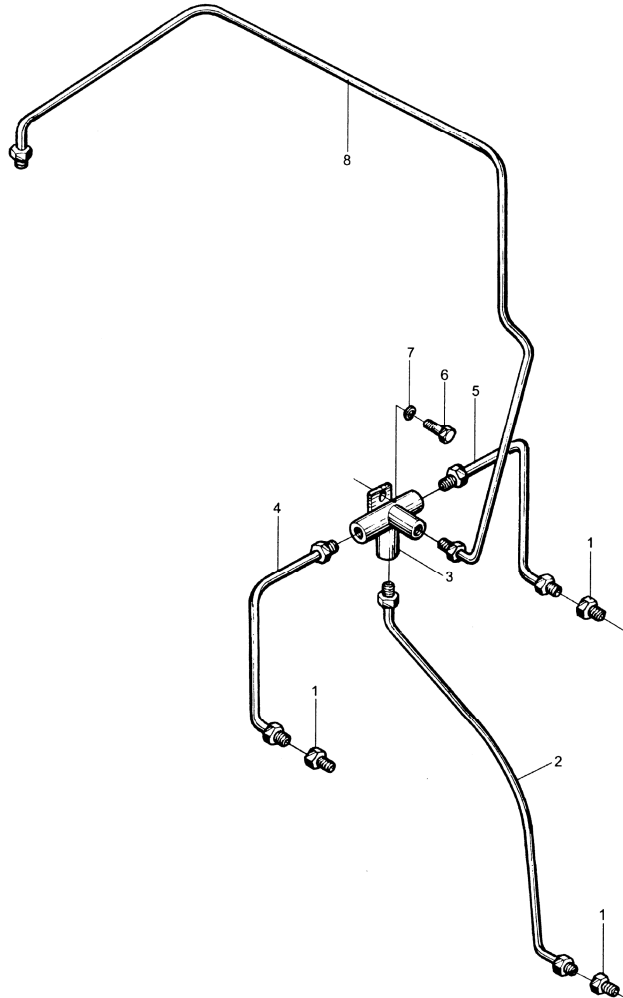
图6 右制动油管  
Fig.6 Right brake oil pipe

Ⓑ CPCD80/100-RG16  
Ⓘ CPCD80/100-RG25

Ⓓ CPCD80/100-RW28  
Ⓝ CPCD80/100-RG36

Ⓔ CPCD80/100-RG17  
Ⓤ CPCD80/100-RW41

ⓓ CPCD80/100-RW14



序号 Item	物料码 Code No.	名称 Description	数量 Qty	备注或适用车型 Remarks Or Serial No.
1	30DH-514001	管接头 Pipe connector	3	
2	80DH-610102	制动油管 4 Brake oil pipe 4	1	
3	80DH-610202	四通接头 Stone connector	1	
4	80DH-610203	制动油管 1 Brake oil pipe 1	1	
5	80DH-610204	制动油管 2 Brake oil pipe 2	1	
6	G005783-006020-00	螺栓 M6×20 Bolt M6×20	1	
7	G000093-000006-00	垫圈 6 Washer 6	1	
8	80DH-610101	制动油管 (右) Brake oil pipe (right)	1	

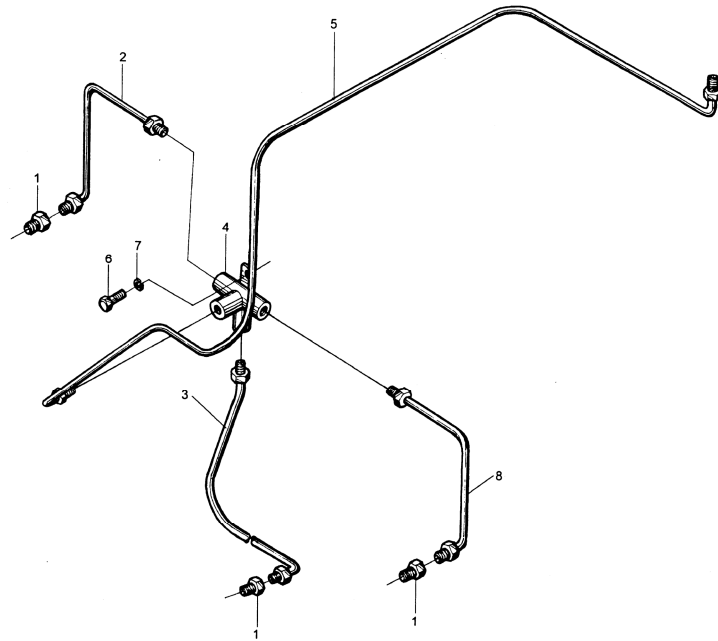
图7 左制动油管  
Fig.7 Left brake oil pipe

ⓑ CPCD80/100-RG16  
ⓐ CPCD80/100-RG25

ⓓ CPCD80/100-RW28  
Ⓝ CPCD80/100-RG36

ⓔ CPCD80/100-RG17  
Ⓤ CPCD80/100-RW41

ⓓ CPCD80/100-RW14

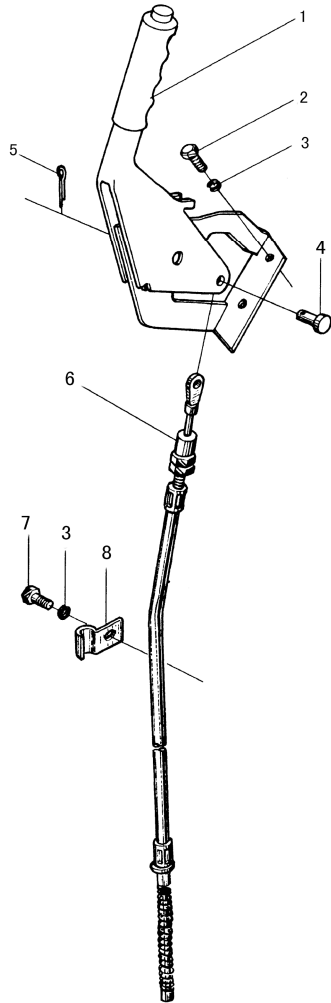


序号 Item	物料码 Code No.	名称 Description	数量 Qty	备注或适用车型 Remarks Or Serial No.
1	30DH-514001	管接头 Pipe connector	3	
2	80DH-610203	制动油管 1 Brake oil pipe 1	1	
3	80DH-610205	制动油管 3 Brake oil pipe 3	1	
4	80DH-610202	四通接头 Stone connector	1	
5	80DH-610201	制动油管(左) Brake oil pipe-left	1	
6	G005783-006020-00	螺栓 M6×20 Bolt M6×20	1	
7	G000093-000006-00	垫圈 6 Washer 6	1	
8	80DH-610204	制动油管 2 Brake oil pipe 2	1	



图 8 手制动操纵  
Fig.8 Handle control

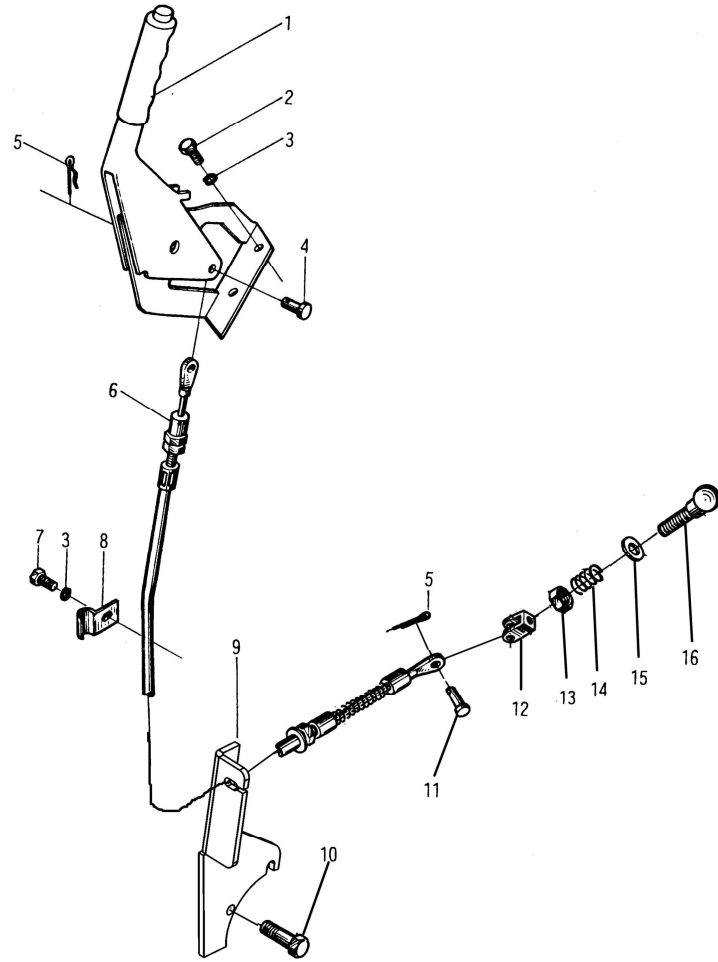
除 Except ① CPCD50/60/70-RW14B ② CPCD50/60/70-RW38B



序号 Item	物料码 Code No.	名称 Description	数量 Qty	备注或适用车型 Remarks Or Serial No.
1	80DH-630001-G00	手制动器 Parking brake	1	
2	G005783-008020-00	螺栓 M8×20 Bolt M8×20	2	
3	G000093-000008-00	垫圈 8 Washer 8	3	
4	G000882-008016-01	销轴 B8×16 Pin shaft B8×16	1	
5	G000091-3P2014-00	销 3.2×14 Pin 3.2×14	1	
6	80DH-631000	制动软索 Cable assy-parking brake	1	
-	GR1002-521000-00	制动软索 Cable assy-parking brake	1	①
-	36450-L9000-G00	制动软索 Cable assy-parking brake	1	②
7	G005783-008016-00	螺栓 M8×16 Bolt M8×16	1	
8	50W-630001	固定板 Plate	1	

图9 手制动操纵 —2012.12.6  
Fig.9 Handle control —2012.12.6

Ⓐ CPCD50/60/70-RW14B Ⓑ CPCD50/60/70-RW38B



序号 Item	物料码 Code No.	名称 Description	数量 Qty	备注或适用车型 Remarks Or Serial No.
1	80DH-630001-G00	手制动器 Handle brake	1	
2	G005783-008020-00	螺栓 M8x20 Bolt M8x20	2	
3	G000093-000008-00	垫圈 8 Washer 8	3	
4	G000882-008016-01	销轴 B8x16 Pin shaft B8x16	1	
5	G000091-3P2014-00	销 3.2x14 Pin 3.2x14	2	
6	50DH-631000	制动软索 Cable assy-parking brake	1	
7	G005783-008016-00	螺栓 M8x16 Bolt M8x16	1	
8	50W-630001	固定板 Plate	1	
9	50DH-630001	软索支架 Bracket	1	
10	G005782-012055-00	螺栓 M12x55 Bolt M12x55	2	
11	G000882-008022-01	销轴 B8x22 Pin shaft B8x22	1	
12	35QCD-530002	连接叉 Fork nipple	1	
13	50CDA-630016	锁紧螺母 Nut	1	
14	50CDA-630017	弹簧 Spring	1	
15	50CDA-630018	垫圈 Washer	1	



图 9-1 手制动操纵 2012.12.6—  
Fig.9-1 Handle control 2012.12.6—

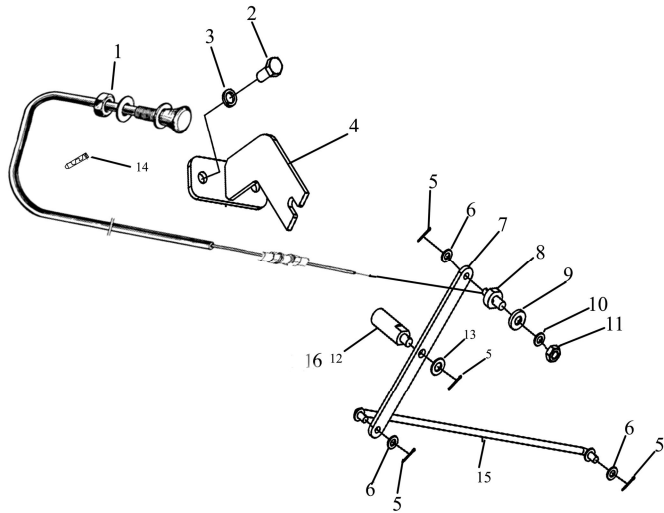
Ⓐ CPCD50/60/70-RW14B Ⓑ CPCD50/60/70-RW38B

序号 Item	物料码 Code No.	名称 Description	数量 Qty	备注或适用车型 Remarks Or Serial No.
1	80DH-630001-G00	手制动器 Hand brake	1	
2	G000091-3P2014-00	销 3.2× 14 Pin 3.2× 14	1	
3	G005783-008020-00	螺栓 M8× 20 Bolt M8× 20	2	
4	G000093-000008-00	垫圈 8 Washer 8	3	
5	G000882-008016-01	销轴 B8× 16 Shaft B8× 16	1	
6	GA730-551000-000	制动软索 Brake line	1	
7	SC301-532000-000	手制动拉线支架 Hand brake cable racket	1	
8	G0097P1-000010-00	垫圈 10 Washer 10	3	
9	G000093-000010-00	垫圈 10 Washer 10	2	
10	G005783-010025-00	螺栓 M10× 25 Bolt M10× 25	2	
11	G000882-010026-01	销轴 B10× 26 Shaft B10× 26	1	
12	G000091-3P2022-00	销 3.2× 22 Pin 3.2× 22	1	

图 10 熄火操纵

Fig.10 Extinguishment control

Ⓐ CPCD50/60/70-RG16 Ⓑ CPCD80/100-RG16 Ⓓ CPCD50/60/70-RG16-J



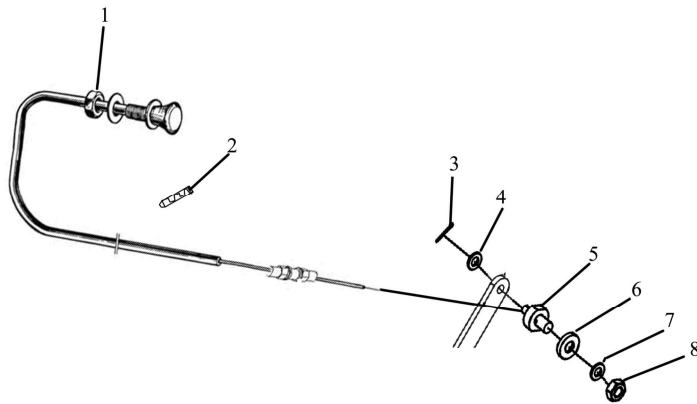
序号 Item	物料码 Code No.	名称 Description	数量 Qty	备注或适用车型 Remarks Or Serial No.
1	GR501-530100-000	熄火拉线总成 Choke line assy	1	—2014.4.1
-	GR501-530100-002	熄火拉线总成 Choke line assy	1	2014.4.1—
2	G005783-010020-00	螺栓 M10×20 Bolt M10×20	2	
3	G000093-000010-00	垫圈 10 Washer 10	2	
4	GR501-530200-000	熄火拉线支架 Bracket	1	
5	G000091-1P6012-00	销 1.6×12 Pin 1.6×12	4	
6	G0097P1-000006-00	垫圈 6 Washer 6	3	
7	GR501-530014-000	摇臂 Rocker	1	—2014.4.1
-	GR501-530400-000	摇臂 Rocker	1	2014.4.1—
8	GR501-530011-000	推耳 Push ears	1	
9	GR501-530012-000	垫圈 Washer	1	
10	G000093-000008-00	垫圈 8 Washer 8	1	
11	G006170-000008-00	螺母 M8 Nut M8	1	
12	GR501-530013-000	螺套 Swivel nut	1	
13	G000091-000008-00	垫圈 8 Washer 8	1	



图 11 熄火操纵

Fig.11 Extinguishment control

Ⓔ CPCD80/100-RG17 Ⓕ CPCD50/60/70-RG24 Ⓖ CPCD50/60/70-RG41

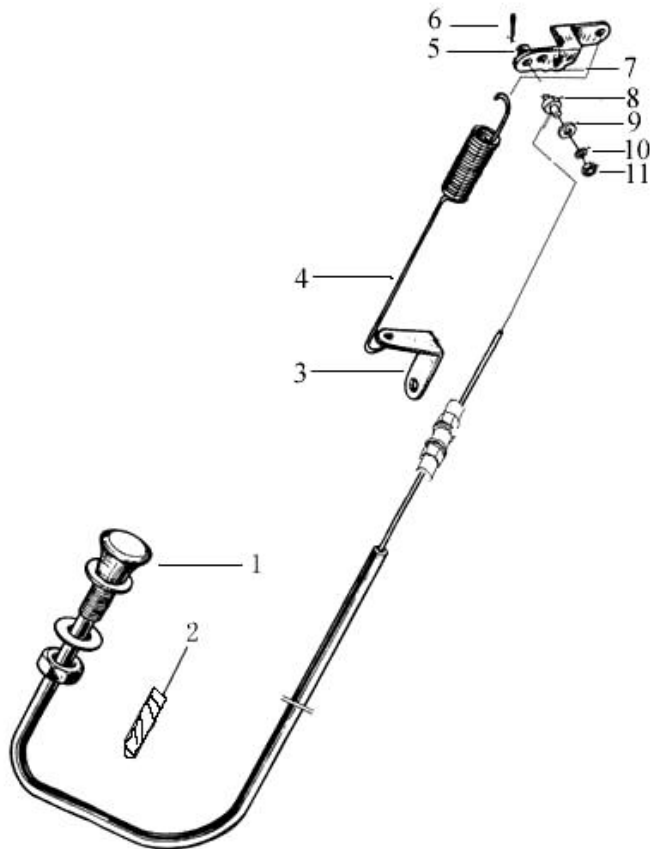


序号 Item	物料码 Code No.	名称 Description	数量 Qty	备注或适用车型 Remarks Or Serial No.
1	GR504-530100-000	熄火拉线总成 Choke line assy	1	—2014.4.1
-	GR504-530100-001	熄火拉线总成 Choke line assy	1	2014.4.1—
2	PKD-120-G00	捆线带 Strapping	2	
3	G000091-1P6012-00	销 1.6×12 Pin 1.6×12	1	
4	G0097P1-000006-00	垫圈 6 Washer 6	1	
5	GR501-530011-000	推耳 Push ears	1	
6	GR501-530012-000	垫圈 Washer	1	
7	G000093-000008-00	垫圈 8 Washer 8	1	
8	G006170-000008-00	螺母 M8 Nut M8	1	

图 12 熄火操纵

Fig.12 Extinguishment control

① CPCD80/100-RG25



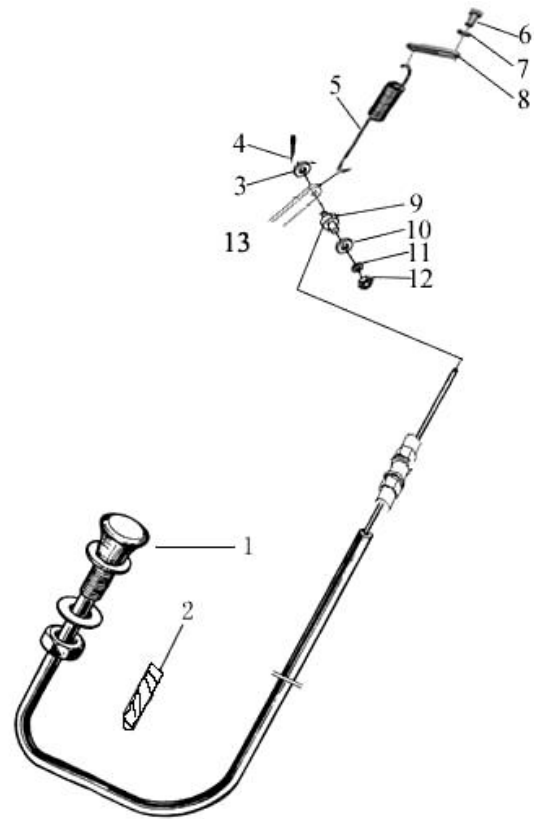
序号 Item	物料码 Code No.	名称 Description	数量 Qty	备注或适用车型 Remarks Or Serial No.
1	GR504-530100-000	熄火拉线总成 Choke line assy	1	—2014.4.1
-	GR504-530100-001	熄火拉线总成 Choke line assy	1	2014.4.1—
2	PKD-120-G00	捆线带 Strapping	2	
3	50CDA-650004	勾座 Spring hanger	1	
4	3-53-00-14	拉簧 Spring	1	
5	G0097P1-000006-00	垫圈 6 Washer 6	1	
6	G000091-1P6012-00	销 1.6×12 Pin 1.6×12	1	
7	50DC-650004	熄火手柄 Lever	1	
8	GR501-530011-000	推耳 Push ears	1	
9	GR501-530012-000	垫圈 Washer	1	
10	G000093-000008-00	垫圈 8 Washer 8	1	
11	G006170-000008-00	螺母 M8 Nut M8	1	



图 13 熄火操纵

Fig.13 Extinguishment control

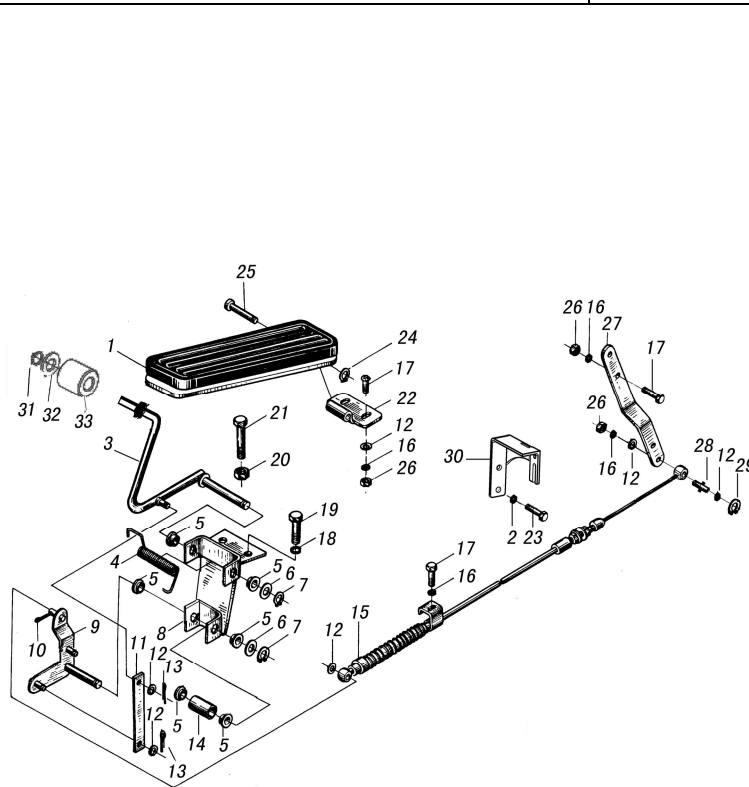
Ⓝ CPCD80/100-RG36



序号 Item	物料码 Code No.	名称 Description	数量 Qty	备注或适用车型 Remarks Or Serial No.
1	GR501-530100-000	熄火拉线总成 Choke line assy	1	—2014.4.1
-	GR501-530100-002	熄火拉线总成 Choke line assy	1	2014.4.1—
2	PKD-120-G00	捆线带 Strapping	2	
3	G0097P1-000006-00	垫圈 6 Washer 6	1	
4	G000091-1P6012-00	销 1.6x12 Pin 1.6x12	1	
5	3-53-00-14	拉簧 Spring	1	
6	G005783-012025-00	螺栓 M12x25 Bolt M12x25	1	
7	G000093-000012-00	垫圈 12 Washer 12	1	
8	GR1006-530002-000	挂板 Plate	1	
9	GR501-530011-000	推耳 Push ears	1	
10	GR501-530012-000	垫圈 Washer	1	
11	G000093-000008-00	垫圈 8 Washer 8	1	
12	G006170-000008-00	螺母 M8 Nut M8	1	
13	GR1006-530003-000	熄火摇臂 Lever	1	

图 14 油门操纵  
Fig.14 Throttle control

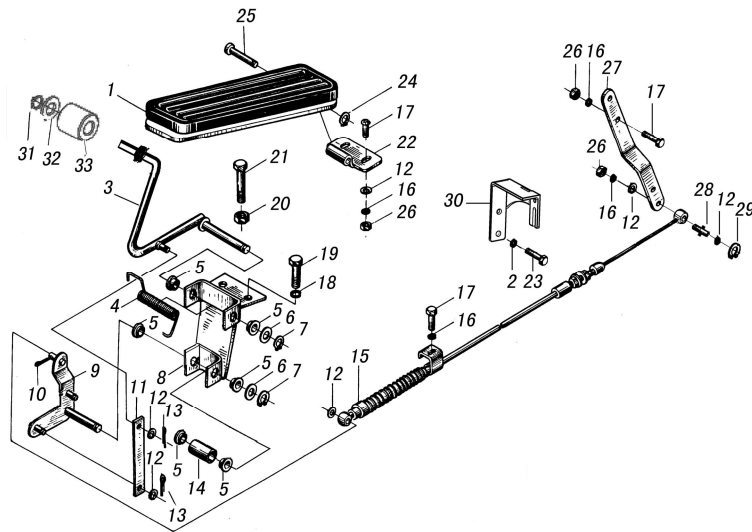
Ⓐ CPCD50/60/70-RG16 Ⓑ CPCD80/100-RG16 Ⓒ CPCD50/60/70-RW41 Ⓓ CPCD80/100-RW41  
Ⓥ CPCD50/60/70-RG16-J



序号 Item	物料码 Code No.	名称 Description	数量 Qty	备注或适用车型 Remarks Or Serial No.
1	N163-520002-000	踏板垫 Pedal pad	1	—2014.4.1
-	A300-522003-000	踏板 Pedal	1	2014.4.1—
2	G000093-000010-00	垫圈 10 Washer 10	2	
3	GR501-521100-000	摇杆总成 Lever assy-pedal	1	—2014.4.1
-	GR501-521100-001	摇杆总成 Lever assy-pedal	1	2014.4.1—
4	50W-621002	扭簧 Tension spring	1	
5	50W-621001	衬套 Bushing	6	
6	G0097P1-000008-00	垫圈 8 Washer 8	2	
7	G0894P1-000008-00	挡圈 8 Snap ring 8	2	
8	GR501-521200-000	油门支架 Throttle support	1	—2014.4.1
-	GR501-521200-001	油门支架 Throttle support	1	2014.4.1—
9	GR501-521300-001	摇臂 Rocker arm	1	
10	G000091-1P6016-00	销 1.6×16 Pin 1.6×16	1	
11	GR501-521001-001	连杆 Connector rod	1	—2014.4.1
-	GR501-521001-002	连杆 Connector rod	1	2014.4.1—

图 14 油门操纵  
Fig.14 Throttle control

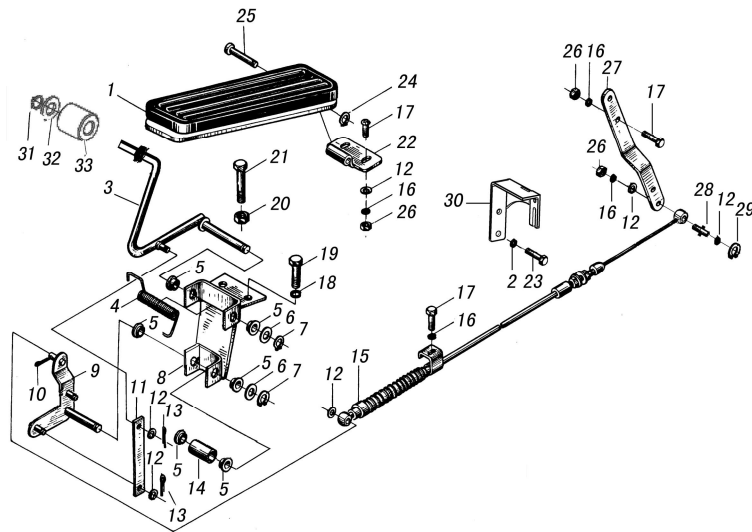
Ⓐ CPCD50/60/70-RG16 Ⓑ CPCD80/100-RG16 Ⓒ CPCD50/60/70-RW41 Ⓓ CPCD80/100-RW41  
Ⓥ CPCD50/60/70-RG16-J



序号 Item	物料码 Code No.	名称 Description	数量 Qty	备注或适用车型 Remarks Or Serial No.
12	G0097P1-000006-00	垫圈 6 Washer 6	8	
13	G000091-1P2012-00	销 1.2x12 Pin 1.2x12	2	
14	50W-621303	轴套 Shaft sleeve	1	—2014.4.1
-	30DH-530002	轴套 Shaft sleeve	1	2014.4.1—
15	50DH-620100	油门拉线总成 Throttle line assy	1	Ⓐ Ⓑ Ⓥ
-	GR710-520100-000	油门拉线总成 Throttle line assy	1	Ⓒ Ⓓ
16	G000093-000006-00	垫圈 6 Washer 6	7	Ⓐ Ⓑ Ⓥ
-	G000093-000006-00	垫圈 6 Washer 6	5	Ⓒ Ⓓ
17	G005783-006020-00	螺栓 M6x20 Bolt M6x20	6	Ⓐ Ⓑ Ⓥ
-	G005783-006020-00	螺栓 M6x20 Bolt M6x20	4	Ⓒ Ⓓ
18	G000093-000008-00	垫圈 8 Washer 8	2	
19	G005783-008030-00	螺栓 M8x30 Bolt M8x30	2	
20	G006170-000008-00	螺母 M8 Nut M8	1	
21	G005783-008045-00	螺栓 M8x45 Bolt M8x45	1	
22	50W-620002	支架 Support	1	—2014.4.1

图 14 油门操纵  
Fig.14 Throttle control

Ⓐ CPCD50/60/70-RG16 Ⓑ CPCD80/100-RG16 Ⓒ CPCD50/60/70-RW41 Ⓓ CPCD80/100-RW41  
Ⓥ CPCD50/60/70-RG16-J

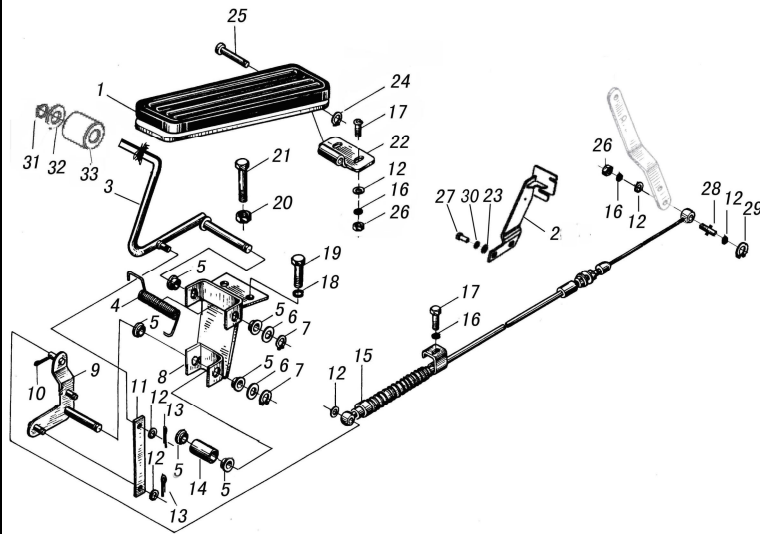


序号 Item	物料码 Code No.	名称 Description	数量 Qty	备注或适用车型 Remarks Or Serial No.
-	A300-522001-000	底座 Support	1	2014.4.1—
23	G005783-010020-00	螺栓 M10x20 Bolt M10x20	2	Ⓐ Ⓑ Ⓥ
-	G005783-010025-00	螺栓 M10x25 Bolt M10x25	2	Ⓒ Ⓓ
24	G000896-000006-00	挡圈 6 Snap ring 6	1	
25	G000882-006040-01	销轴 B6x4 Pin shaft B6x4	1	—2014.4.1
-	A300-522001-000	销轴 Pin shaft	1	2014.4.1—
26	G006170-000006-00	螺母 M6 Nut M6	6	Ⓐ Ⓑ Ⓥ
-	G006170-000006-00	螺母 M6 Nut M6	4	Ⓒ Ⓓ
27	50DH-620001	板 Plate	1	Ⓐ Ⓑ Ⓥ
28	GR501-520001-000	拉线挂销 Pin	1	
29	G000896-000004-00	挡圈 4 Snap ring 4	1	
30	GR501-522000-000	油门支架 Throttle support	1	Ⓐ Ⓑ Ⓥ
-	GR710-520200-000	油门支架 Throttle support	1	Ⓒ Ⓓ
31	G0894P1-000010-00	挡圈 10 Snap ring 10	1	
32	G000848-000010-00	垫圈 10 Washer 10	1	



图 15 油门操纵  
Fig.15 Throttle control

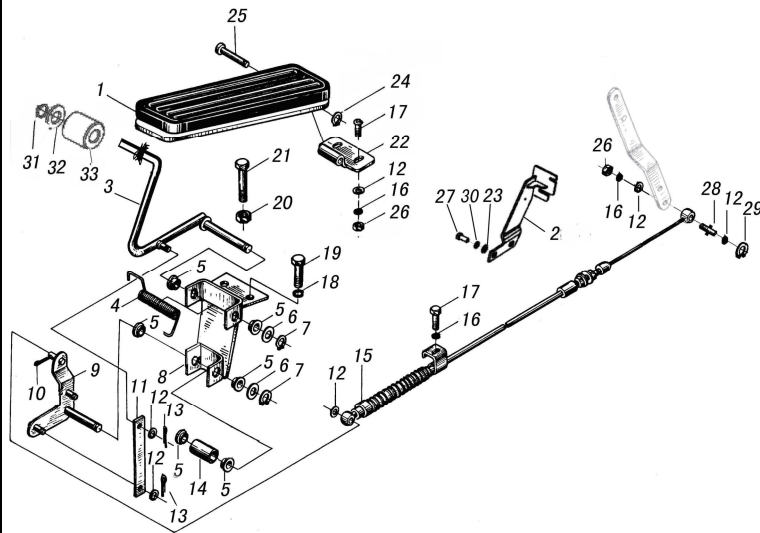
Ⓔ CPCD80/100-RG17 Ⓕ CPCD50/60/70-RG24



序号 Item	物料码 Code No.	名称 Description	数量 Qty	备注或适用车型 Remarks Or Serial No.
1	N163-520002-000	踏板垫 Pedal pad	1	—2014.4.1
-	A300-522003-000	踏板 Pedal	1	2014.4.1—
2	GR1005-520100-001	油门支架 Throttle support	1	Ⓔ
-	GR504-520100-001	油门支架 Throttle support	1	Ⓕ
3	GR501-521100-000	摇杆总成 Lever assy-pedal	1	—2014.4.1
-	GR501-521100-001	摇杆总成 Lever assy-pedal	1	2014.4.1—
4	50W-621002	扭簧 Tension spring	1	
5	50W-621001	衬套 Bushing	6	
6	G0097P1-000008-00	垫圈 8 Washer 8	2	
7	G0894P1-000008-00	挡圈 8 Snap ring 8	2	
8	GR501-521200-000	油门支架 Throttle support	1	—2014.4.1
-	GR501-521200-001	油门支架 Throttle support	1	2014.4.1—
9	GR501-521300-001	摇臂 Rocker arm	1	
10	G000091-1P6016-00	销 1.6×16 Pin 1.6×16	1	
11	GR501-521001-001	连杆 Connector rod	1	—2014.4.1

图 15 油门操纵  
Fig.15 Throttle control

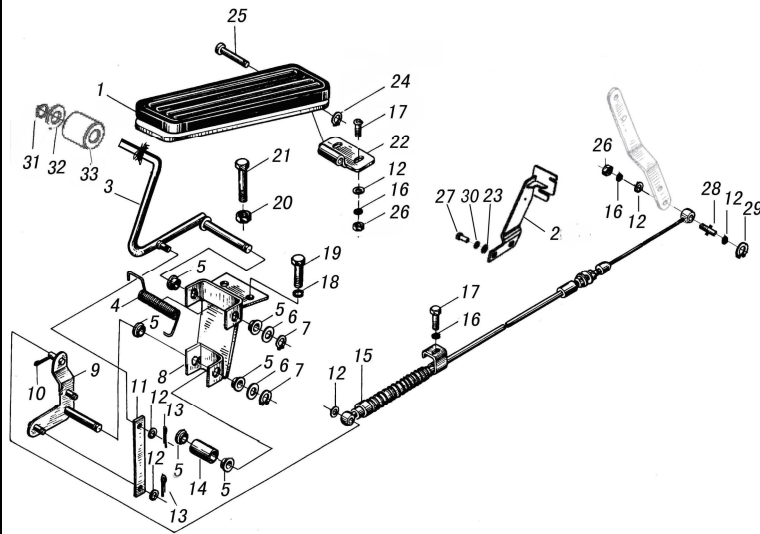
Ⓔ CPCD80/100-RG17 Ⓕ CPCD50/60/70-RG24



序号 Item	物料码 Code No.	名称 Description	数量 Qty	备注或适用车型 Remarks Or Serial No.
-	GR501-521001-002	连杆 Connector rod	1	2014.4.1—
12	G0097P1-000006-00	垫圈 6 Washer 6	7	
13	G000091-1P2012-00	销 1.2x12 Pin 1.2x12	2	
14	50W-621303	轴套 Shaft sleeve	1	—2014.4.1
-	30DH-530002	轴套 Shaft sleeve	1	2014.4.1—
15	50DHW14-620100	油门拉线总成 Throttle line assy	1	
16	G000093-000006-00	垫圈 6 Washer 6	5	
17	G005783-006020-00	螺栓 M6x20 Bolt M6x20	4	
18	G000093-000008-00	垫圈 8 Washer 8	2	
19	G005783-008030-00	螺栓 M8x30 Bolt M8x30	2	
20	G006170-000008-00	螺母 M8 Nut M8	1	
21	G005783-008045-00	螺栓 M8x45 Bolt M8x45	1	
22	50W-620002	支架 Support	1	—2014.4.1
-	A300-522001-000	底座 Support	1	2014.4.1—
23	G0097P1-000012-00	垫圈 12 Washer 12	2	

图 15 油门操纵  
Fig.15 Throttle control

Ⓔ CPCD80/100-RG17 Ⓕ CPCD50/60/70-RG24

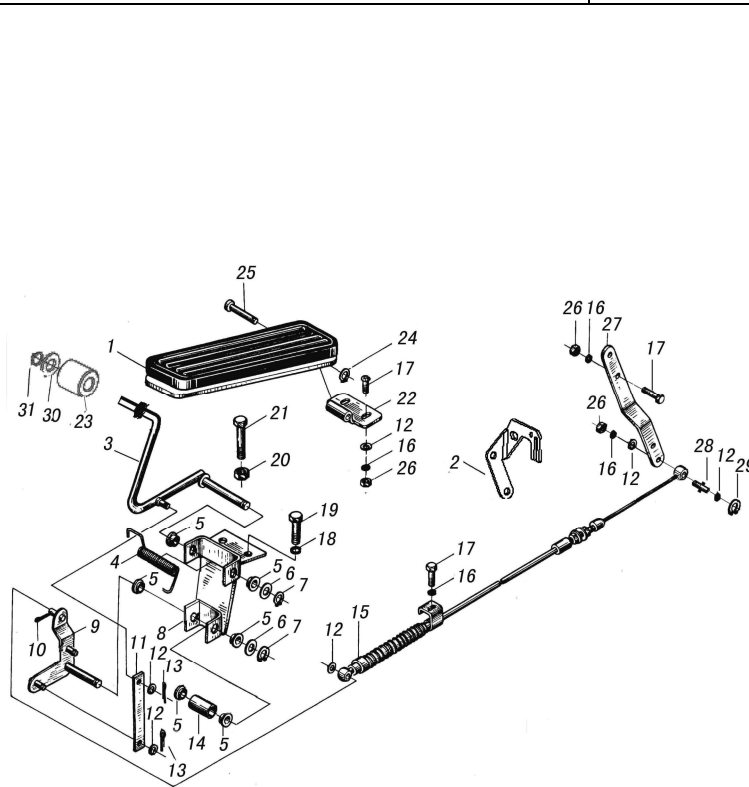


序号 Item	物料码 Code No.	名称 Description	数量 Qty	备注或适用车型 Remarks Or Serial No.
24	G000896-000006-00	挡圈 6 Snap ring 6	1	
25	G000882-006040-01	销轴 B6×4 Pin shaft B6×4	1	—2014.4.1
-	A300-522001-000	销轴 Pin shaft	1	2014.4.1—
26	G006170-000006-00	螺母 M6 Nut M6	4	
27	G005783-012025-00	螺栓 M12×25 Bolt M12×25	1	
28	50DHA-610002	拉线挂销 Pin	1	Ⓔ
-	GR501-520001-000	拉线挂销 Pin	1	Ⓕ
29	G000896-000004-00	挡圈 4 Snap ring 4	1	
30	G000093-000012-00	垫圈 12 Washer 12	2	
31	G0894P1-000010-00	挡圈 10 Snap ring 10	1	
32	G000848-000010-00	垫圈 10 Washer 10	1	
33	30DH-530002	滚轮 Trolley	1	



图 16 油门操纵  
Fig.16 Throttle control

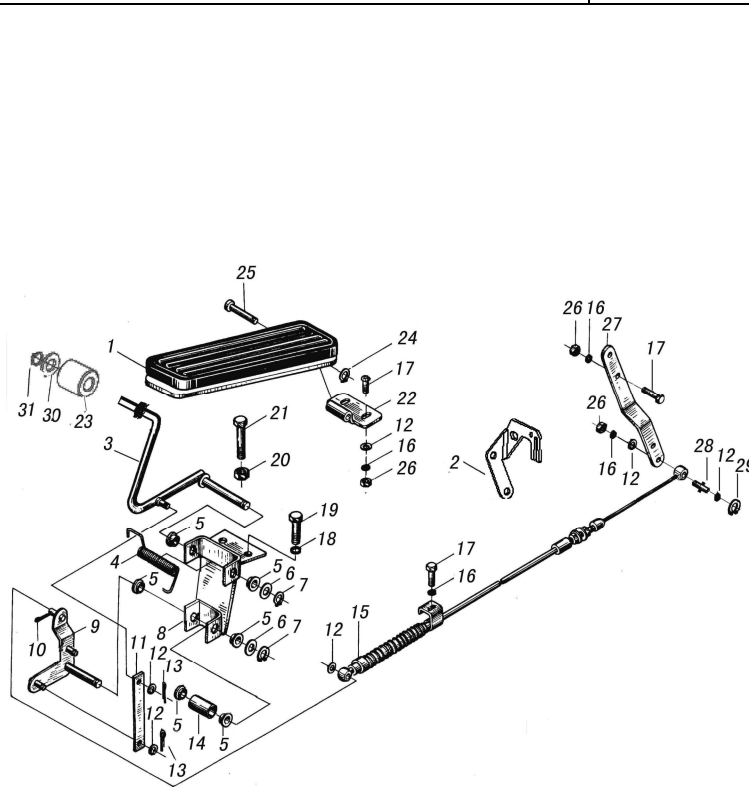
Ⓒ CPCD50/60/70-RW14 Ⓓ CPCD80/100-RW14 Ⓔ CPCD50/60/70-RW14B



序号 Item	物料码 Code No.	名称 Description	数量 Qty	备注或适用车型 Remarks Or Serial No.
1	N163-520002-000	踏板垫 Pedal pad	1	—2014.4.1
-	A300-522003-000	踏板 Pedal	1	2014.4.1—
2	50DC-620001	固定板 Retaining plate	1	
3	GR501-521100-000	摇杆总成 Lever assy-pedal	1	—2014.4.1
-	GR501-521100-001	摇杆总成 Lever assy-pedal	1	2014.4.1—
4	50W-621002	扭簧 Tension spring	1	
5	50W-621001	衬套 Bushing	6	
6	G0097P1-000008-00	垫圈 8 Washer 8	2	
7	G0894P1-000008-00	挡圈 8 Snap ring 8	2	
8	GR501-521200-000	油门支架 Throttle support	1	—2014.4.1
-	GR501-521200-001	油门支架 Throttle support	1	2014.4.1—
9	GR501-521300-001	摇臂 Rocker arm	1	
10	G000091-1P6016-00	销 1.6×16 Pin 1.6×16	1	
11	GR501-521001-001	连杆 Connector rod	1	—2014.4.1
-	GR501-521001-002	连杆 Connector rod	1	2014.4.1—

图 16 油门操纵  
Fig.16 Throttle control

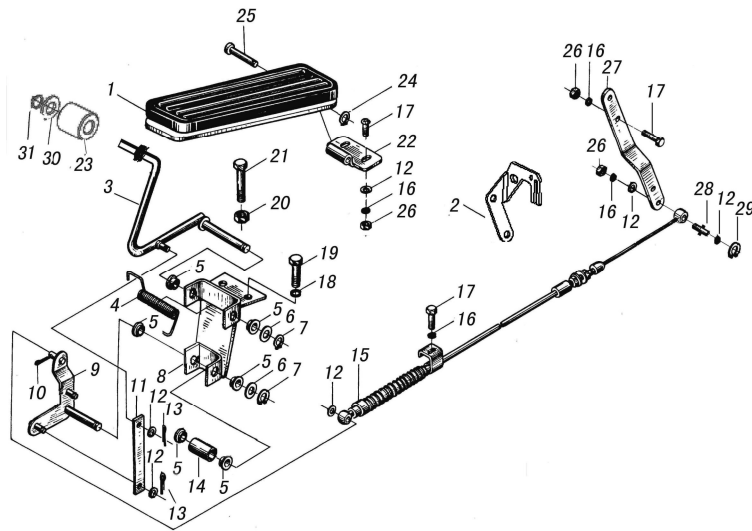
Ⓒ CPCD50/60/70-RW14 Ⓓ CPCD80/100-RW14 Ⓔ CPCD50/60/70-RW14B



序号 Item	物料码 Code No.	名称 Description	数量 Qty	备注或适用车型 Remarks Or Serial No.
12	G0097P1-000006-00	垫圈 6 Washer 6	8	
13	G000091-1P2012-00	销 1.2x12 Pin 1.2x12	2	
14	50W-621303	轴套 Shaft sleeve	1	—2014.4.1
-	30DH-530002	轴套 Shaft sleeve	1	2014.4.1—
15	50DHW14-620100	油门拉线总成 Throttle line assy	1	
16	G000093-000006-00	垫圈 6 Washer 6	7	
17	G005783-006020-00	螺栓 M6x20 Bolt M6x20	4	
18	G000093-000008-00	垫圈 8 Washer 8	2	
19	G005783-008030-00	螺栓 M8x30 Bolt M8x30	2	
20	G006170-000008-00	螺母 M8 Nut M8	1	
21	G005783-008045-00	螺栓 M8x45 Bolt M8x45	1	
22	50W-620002	支架 Support	1	—2014.4.1
-	A300-522001-000	底座 Support	1	2014.4.1—
23	30DH-530002	滚轮 Trolley	1	
24	G000896-000006-00	挡圈 6 Snap ring 6	1	

图 16 油门操纵  
Fig.16 Throttle control

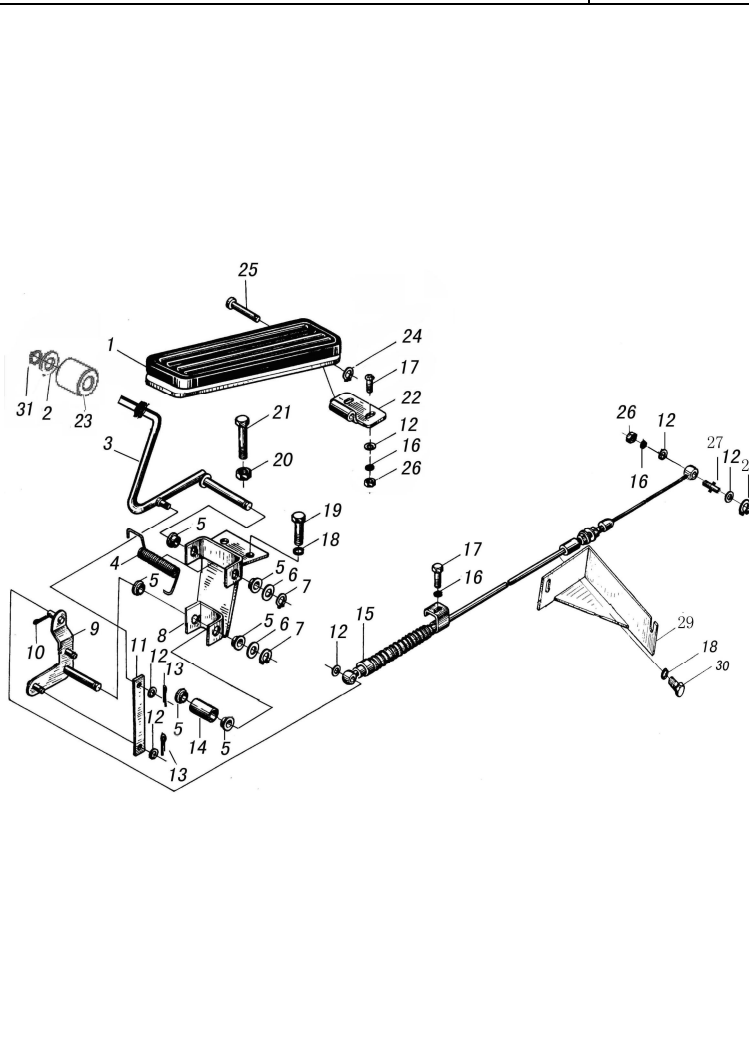
Ⓒ CPCD50/60/70-RW14 Ⓓ CPCD80/100-RW14 Ⓔ CPCD50/60/70-RW14B



序号 Item	物料码 Code No.	名称 Description	数量 Qty	备注或适用车型 Remarks Or Serial No.
25	G000882-006040-01	销轴 B6×4 Pin shaft B6×4	1	—2014.4.1
-	A300-522001-000	销轴 Pin shaft	1	2014.4.1—
26	G006170-000006-00	螺母 M6 Nut M6	6	
27	50DH-620001	板 Plate	1	
28	GR501-520001-000	拉线挂销 Pin	1	
29	G000896-000004-00	挡圈 4 Snap ring 4	1	
30	G000848-000010-00	垫圈 10 Washer 10	1	
31	G0894P1-000010-00	挡圈 10 Snap ring 10	1	

图 17 油门操纵  
Fig.17 Throttle control

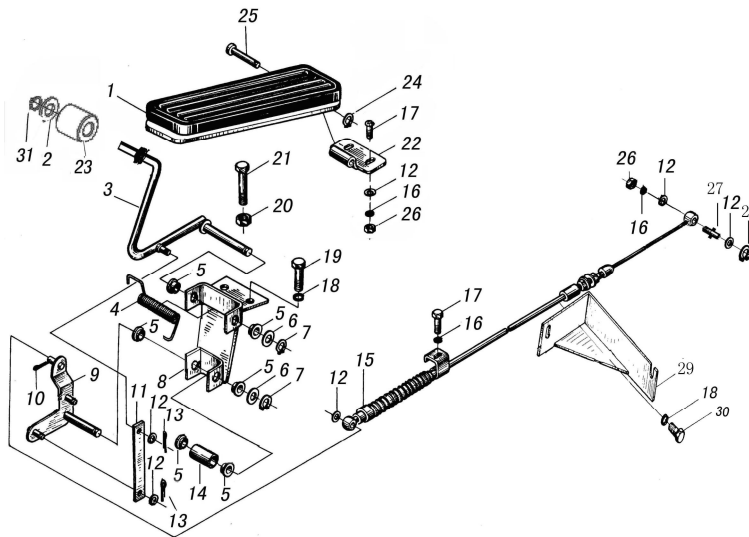
① CPCD80/100-RG25



序号 Item	物料码 Code No.	名称 Description	数量 Qty	备注或适用车型 Remarks Or Serial No.
1	N163-520002-000	踏板垫 Pedal pad	1	—2014.4.1
-	A300-522003-000	踏板 Pedal	1	2014.4.1—
2	G000848-000010-00	垫圈 10 Washer 10	1	
3	GR501-521100-000	摇杆总成 Lever assy-pedal	1	—2014.4.1
-	GR501-521100-001	摇杆总成 Lever assy-pedal	1	2014.4.1—
4	50W-621002	扭簧 Tension spring	1	
5	50W-621001	衬套 Bushing	6	
6	G0097P1-000008-00	垫圈 8 Washer 8	2	
7	G0894P1-000008-00	挡圈 8 Snap ring 8	2	
8	GR501-521200-000	油门支架 Throttle support	1	—2014.4.1
-	GR501-521200-001	油门支架 Throttle support	1	2014.4.1—
9	GR501-521300-001	摇臂 Rocker arm	1	
10	G000091-1P6016-00	销 1.6×16 Pin 1.6×16	1	
11	GR501-521001-001	连杆 Connector rod	1	—2014.4.1
-	GR501-521001-002	连杆 Connector rod	1	2014.4.1—

图 17 油门操纵  
Fig.17 Throttle control

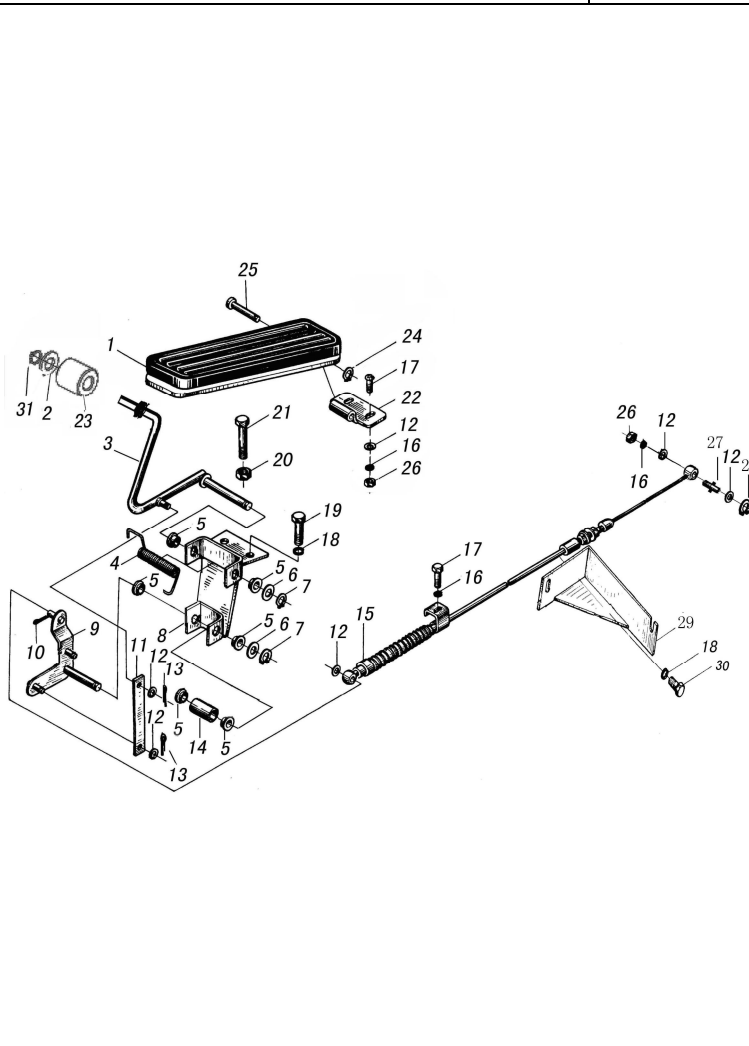
① CPCD80/100-RG25



序号 Item	物料码 Code No.	名称 Description	数量 Qty	备注或适用车型 Remarks Or Serial No.
12	G0097P1-000006-00	垫圈 6 Washer 6	7	
13	G000091-1P2012-00	销 1.2x12 Pin 1.2x12	2	
14	50W-621303	轴套 Shaft sleeve	1	—2014.4.1
-	30DH-530002	轴套 Shaft sleeve	1	2014.4.1—
15	50DH-620100	油门拉线总成 Throttle line assy	1	
16	G000093-000006-00	垫圈 6 Washer 6	5	
17	G005783-006020-00	螺栓 M6x20 Bolt M6x20	4	
18	G000093-000008-00	垫圈 8 Washer 8	4	
19	G005783-008030-00	螺栓 M8x30 Bolt M8x30	2	
20	G006170-000008-00	螺母 M8 Nut M8	1	
21	G005783-008045-00	螺栓 M8x45 Bolt M8x45	1	
22	50W-620002	支架 Support	1	—2014.4.1
-	A300-522001-000	底座 Support	1	2014.4.1—
23	30DH-530002	滚轮 Trolley	1	
24	G000896-000006-00	挡圈 6 Snap ring 6	1	

图 17 油门操纵  
Fig.17 Throttle control

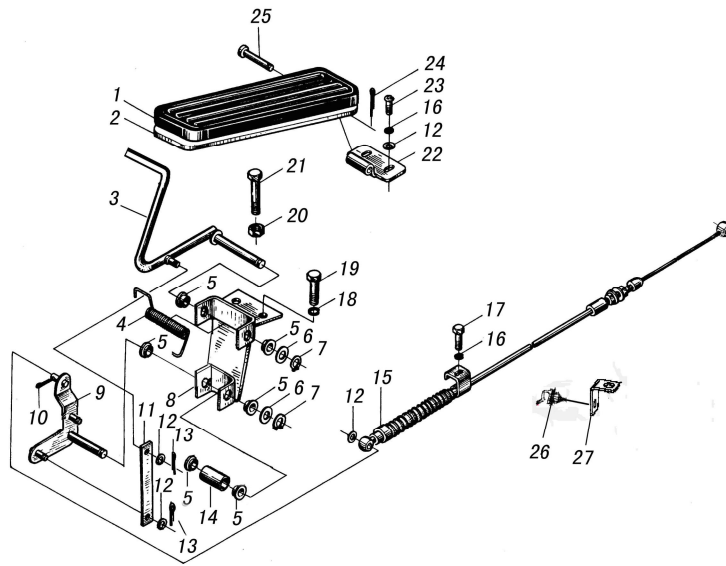
① CPCD80/100-RG25



序号 Item	物料码 Code No.	名称 Description	数量 Qty	备注或适用车型 Remarks Or Serial No.
25	G000882-006040-01	销轴 B6×4 Pin shaft B6×4	1	—2014.4.1
-	A300-522001-000	销轴 Pin shaft	1	2014.4.1—
26	G006170-000006-00	螺母 M6 Nut M6	4	
27	50DHA-610002	拉线挂销 Pin	1	
28	G000896-000004-00	挡圈 4 Snap ring 4	1	
29	GR804-520100-001	支架总成 Support assy	1	
30	G005783-008016-00	螺栓 M8×16 Bolt M8×16	2	
31	G0894P1-000010-00	挡圈 10 Snap ring 10	1	

图 18 油门操纵  
Fig.18 Throttle control

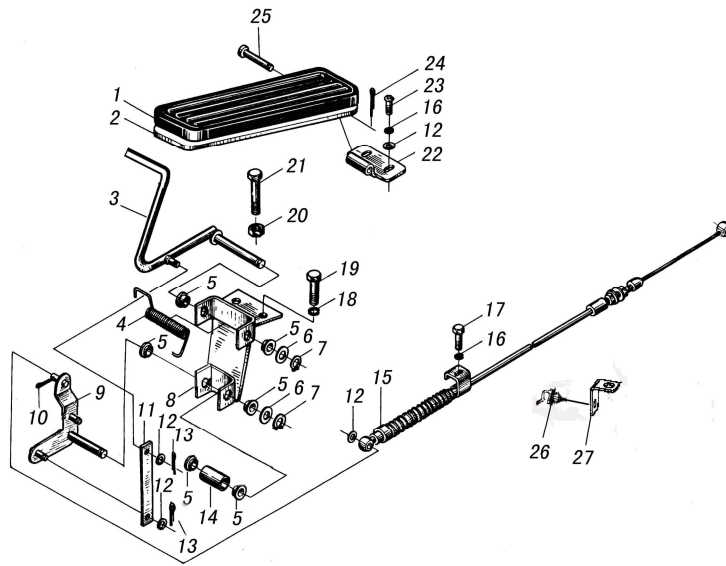
① CPCD50/60/70-RW19A



序号 Item	物料码 Code No.	名称 Description	数量 Qty	备注或适用车型 Remarks Or Serial No.
1	N163-520002-000	踏板垫 Pedal shim	1	
2	50W-622000	踏板总成 Pedal assy	1	
3	GR501-521100-000	摇杆总成 Lever assy-pedal	1	
4	50W-621002	扭簧 Tension spring	1	
5	50W-621001	衬套 Bushing	6	
6	G0097P1-000008-00	垫圈 8 Washer 8	2	
7	G0894P1-000008-00	挡圈 8 Snap ring 8	2	
8	GR501-521200-000	油门支架 Throttle support	1	
9	GR501-521300-001	摇臂 Rocker arm	1	
10	G000091-1P6016-00	销 1.6×16 Pin 1.6×16	1	
11	GR501-521001-001	连杆 Connector rod	1	
12	G0097P1-000006-00	垫圈 6 Washer 6	5	
13	G000091-1P2012-00	销 1.2×12 Pin 1.2×12	2	
14	50W-621303	轴套 Shaft sleeve	1	
15	50W-620100	油门拉线总成 Throttle line assy	1	

图 18 油门操纵  
Fig.18 Throttle control

① CPCD50/60/70-RW19A

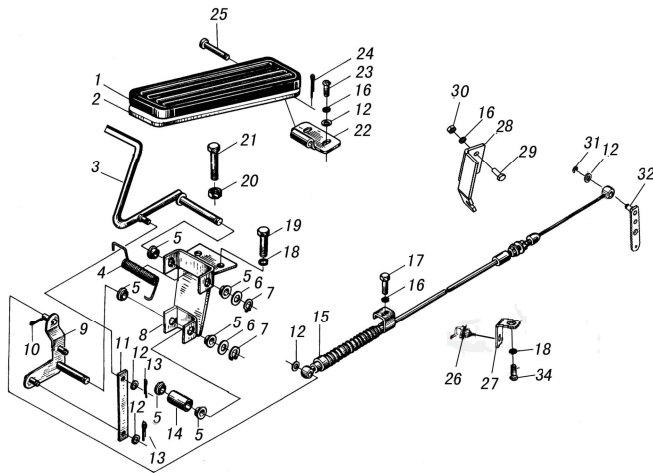


序号 Item	物料码 Code No.	名称 Description	数量 Qty	备注或适用车型 Remarks Or Serial No.
16	G000093-000006-00	垫圈 6 Washer 6	3	
17	G005783-006020-00	螺栓 M6×20 Bolt M6×20	1	
18	G000093-000008-00	垫圈 8 Washer 8	2	
19	G005783-008030-00	螺栓 M8×30 Bolt M8×30	2	
20	G006170-000008-00	螺母 M8 Nut M8	1	
21	G005783-008045-00	螺栓 M8×45 Bolt M8×45	1	
22	50W-620002	支架 Support	1	
23	G000067-006016-00	螺钉 M6×16 Screw M6×16	2	
24	G000091-002018-00	销 2×18 Pin 2×18	1	
25	G000882-006040-01	销轴 B6×40 Pin shaft B6×40	1	
26	XF250-520008-000	管夹 Clip	1	
27	XF250-520007-000	管夹安装板 Plate	1	



图 19 油门操纵  
Fig.19 Throttle control

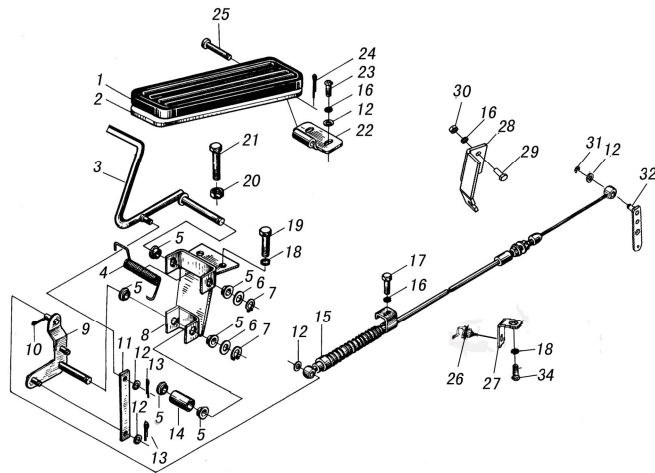
Ⓜ CPYD50/60/70-RW17



序号 Item	物料码 Code No.	名称 Description	数量 Qty	备注或适用车型 Remarks Or Serial No.
1	N163-520002-000	踏板垫 Pedal shim	1	
2	50W-622000	踏板总成 Pedal assy	1	
3	GR501-521100-000	摇杆总成 Lever assy-pedal	1	
4	50W-621002	扭簧 Tension spring	1	
5	50W-621001	衬套 Bushing	6	
6	G0097P1-000008-00	垫圈 8 Washer 8	2	
7	G0894P1-000008-00	挡圈 8 Snap ring 8	2	
8	GR501-521200-000	油门支架 Throttle support	1	
9	GR501-521300-001	摇臂 Rocker arm	1	
10	G000091-1P6016-00	销 1.6×16 Pin 1.6×16	1	
11	GR501-521001-001	连杆 Connector rod	1	
12	G0097P1-000006-00	垫圈 6 Washer 6	6	
13	G000091-1P2012-00	销 1.2×12 Pin 1.2×12	2	
14	50W-621303	轴套 Shaft sleeve	1	
15	50W-620100	油门拉线总成 Throttle line assy	1	

图 19 油门操纵  
Fig.19 Throttle control

Ⓜ CPYD50/60/70-RW17



序号 Item	物料码 Code No.	名称 Description	数量 Qty	备注或适用车型 Remarks Or Serial No.
16	G000093-000006-00	垫圈 6 Washer 6	5	
17	G005783-006020-00	螺栓 M6×20 Bolt M6×20	1	
18	G000093-000008-00	垫圈 8 Washer 8	3	
19	G005783-008030-00	螺栓 M8×30 Bolt M8×30	2	
20	G006170-000008-00	螺母 M8 Nut M8	1	
21	G005783-008045-00	螺栓 M8×45 Bolt M8×45	1	
22	50W-620002	支架 Support	1	
23	G000067-006016-00	螺钉 M6×16 Screw M6×16	2	
24	G000091-002018-00	销 2×18 Pin 2×18	1	
25	G000882-006040-01	销轴 B6×40 Pin shaft B6×40	1	
26	XF250-520008-000	管夹 Clip	1	
27	XF250-520007-000	管夹安装板 Plate	1	
28	R453-520001-000	油门支架 Throttle support	1	
29	G005783-006016-00	螺栓 M6×16 Bolt M6×16	2	
30	G006170-000006-00	螺母 M6 Nut M6	2	



图 20 油门操纵  
Fig.20 Throttle control

Ⓝ CPCD80/100-RG36

序号 Item	物料码 Code No.	名称 Description	数量 Qty	备注或适用车型 Remarks Or Serial No.
1	N163-520002-000	踏板垫 Pedal pad	1	—2014.4.1
-	A300-522003-000	踏板 Pedal	1	2014.4.1—
2	GR1006-520200-001	油门支架 Throttle support	1	
3	GR501-521100-000	摇杆总成 Lever assy-pedal	1	—2014.4.1
-	GR501-521100-001	摇杆总成 Lever assy-pedal	1	2014.4.1—
4	50W-621002	扭簧 Tension spring	1	
5	50W-621001	衬套 Bushing	6	
6	G0097P1-000008-00	垫圈 8 Washer 8	2	
7	G0894P1-000008-00	挡圈 8 Snap ring 8	2	
8	GR501-521200-000	油门支架 Throttle support	1	—2014.4.1
-	GR501-521200-001	油门支架 Throttle support	1	2014.4.1—
9	GR501-521300-001	摇臂 Rocker arm	1	
10	G000091-1P6016-00	销 1.6×16 Pin 1.6×16	1	
11	GR501-521001-001	连杆 Connector rod	1	—2014.4.1
-	GR501-521001-002	连杆 Connector rod	1	2014.4.1—

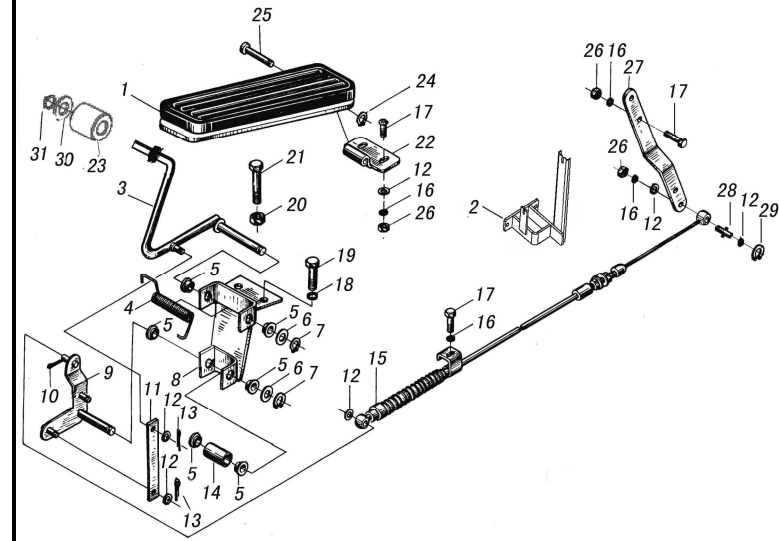
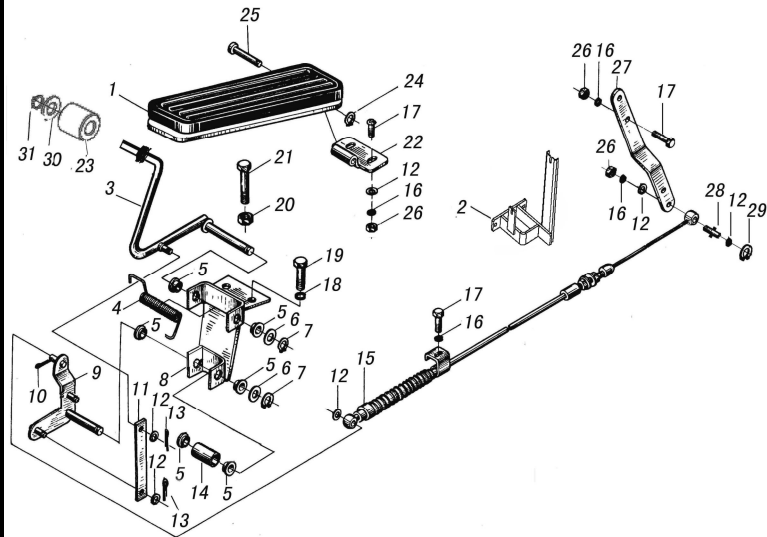


图 20 油门操纵  
Fig.20 Throttle control

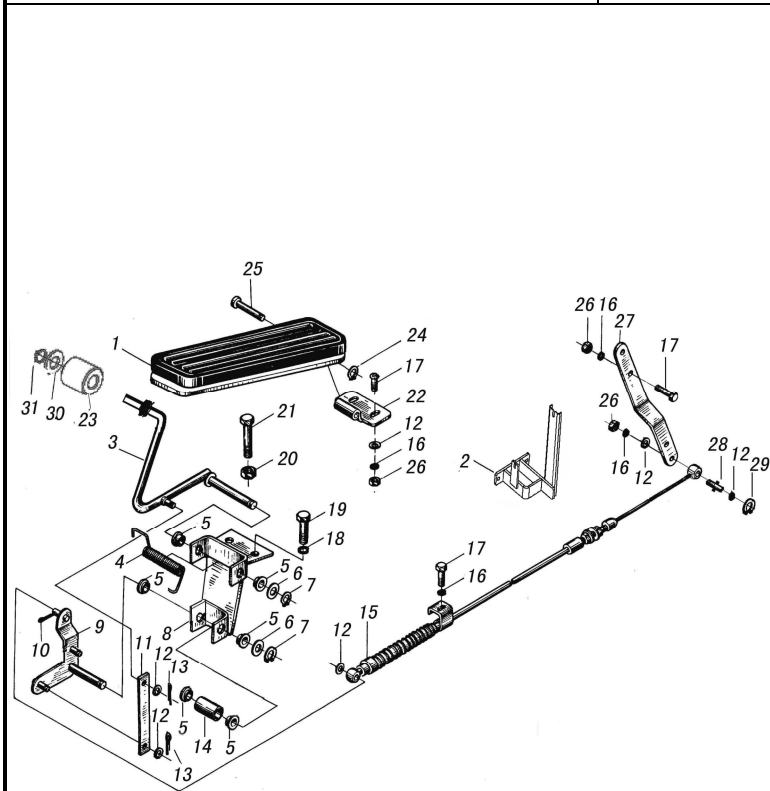
Ⓝ CPCD80/100-RG36



序号 Item	物料码 Code No.	名称 Description	数量 Qty	备注或适用车型 Remarks Or Serial No.
12	G0097P1-000006-00	垫圈 6 Washer 6	8	
13	G000091-1P2012-00	销 1.2x12 Pin 1.2x12	2	
14	50W-621303	轴套 Shaft sleeve	1	—2014.4.1
-	30DH-530002	轴套 Shaft sleeve	1	2014.4.1—
15	GR1006-520100-000	油门拉线总成 Throttle line assy	1	
16	G000093-000006-00	垫圈 6 Washer 6	7	
17	G005783-006020-00	螺栓 M6x20 Bolt M6x20	4	
18	G000093-000008-00	垫圈 8 Washer 8	2	
19	G005783-008030-00	螺栓 M8x30 Bolt M8x30	2	
20	G006170-000008-00	螺母 M8 Nut M8	1	
21	G005783-008045-00	螺栓 M8x45 Bolt M8x45	1	
22	50W-620002	支架 Support	1	—2014.4.1
-	A300-522001-000	底座 Support	1	2014.4.1—
23	30DH-530002	滚轮 Trolley	1	
24	G000896-000006-00	挡圈 6 Snap ring 6	1	

图 20 油门操纵  
Fig.20 Throttle control

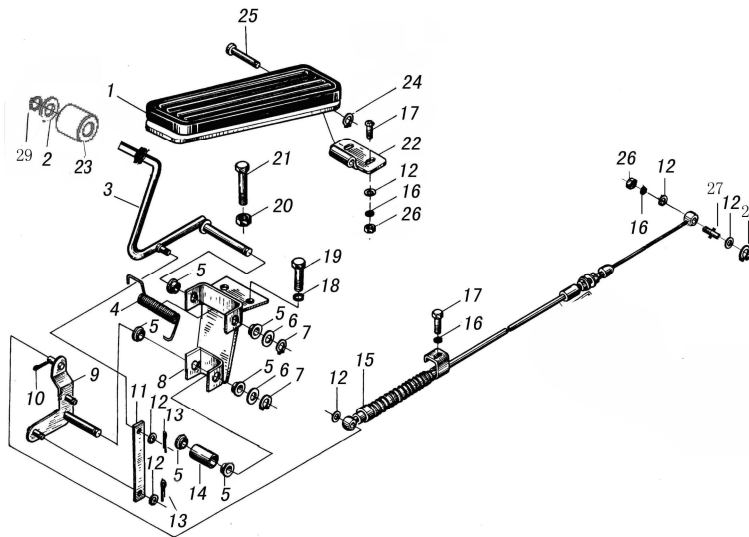
Ⓝ CPCD80/100-RG36



序号 Item	物料码 Code No.	名称 Description	数量 Qty	备注或适用车型 Remarks Or Serial No.
25	G000882-006040-01	销轴 B6×4 Pin shaft B6×4	1	—2014.4.1
-	A300-522001-000	销轴 Pin shaft	1	2014.4.1—
26	G006170-000006-00	螺母 M6 Nut M6	6	
27	50DH-620001	板 Plate	1	
28	GR501-520001-000	拉线挂销 Pin	1	
29	G000896-000004-00	挡圈 4 Snap ring 4	1	
30	G000848-000010-00	垫圈 10 Washer 10	1	
31	G0894P1-000010-00	挡圈 10 Snap ring 10	1	

图 21 油门操纵  
Fig.21 Throttle control

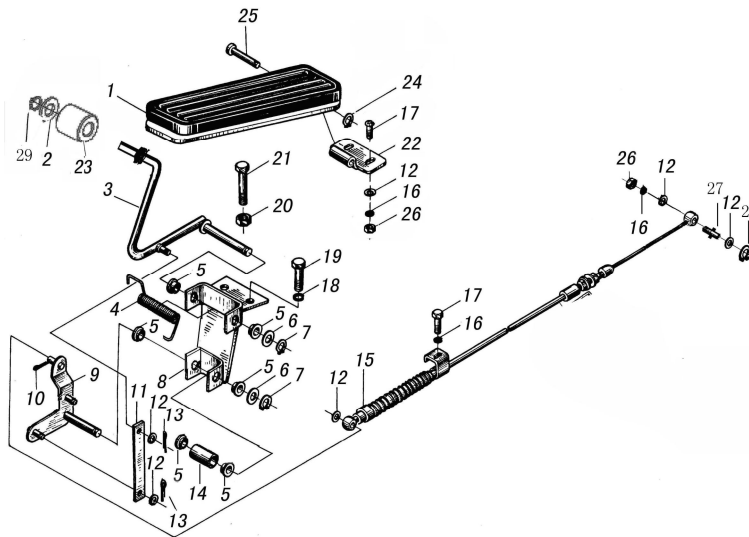
Ⓟ CPCD50/60/70-RG41



序号 Item	物料码 Code No.	名称 Description	数量 Qty	备注或适用车型 Remarks Or Serial No.
1	N163-520002-000	踏板垫 Pedal pad	1	—2014.4.1
-	A300-522003-000	踏板 Pedal	1	2014.4.1—
2	G000848-000010-00	垫圈 10 Washer 10	1	
3	GR501-521100-000	摇杆总成 Lever assy-pedal	1	—2014.4.1
-	GR501-521100-001	摇杆总成 Lever assy-pedal	1	2014.4.1—
4	50W-621002	扭簧 Tension spring	1	
5	50W-621001	衬套 Bushing	6	
6	G0097P1-000008-00	垫圈 8 Washer 8	2	
7	G0894P1-000008-00	挡圈 8 Snap ring 8	2	
8	GR501-521200-000	油门支架 Throttle support	1	—2014.4.1
-	GR501-521200-001	油门支架 Throttle support	1	2014.4.1—
9	GR501-521300-001	摇臂 Rocker arm	1	
10	G000091-1P6016-00	销 1.6×16 Pin 1.6×16	1	
11	GR501-521001-001	连杆 Connector rod	1	—2014.4.1
-	GR501-521001-002	连杆 Connector rod	1	2014.4.1—

图 21 油门操纵  
Fig.21 Throttle control

Ⓟ CPCD50/60/70-RG41



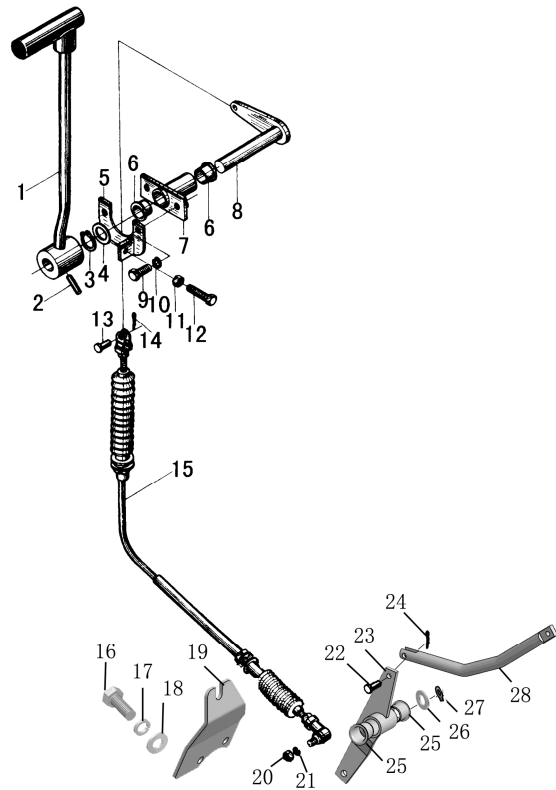
序号 Item	物料码 Code No.	名称 Description	数量 Qty	备注或适用车型 Remarks Or Serial No.
12	G0097P1-000006-00	垫圈 6 Washer 6	8	
13	G000091-1P2012-00	销 1.2x12 Pin 1.2x12	2	
14	50W-621303	轴套 Shaft sleeve	1	—2014.4.1
-	30DH-530002	轴套 Shaft sleeve	1	2014.4.1—
15	50DHW14-620100	油门拉线总成 Throttle line assy	1	
16	G000093-000006-00	垫圈 6 Washer 6	5	
17	G005783-006020-00	螺栓 M6x20 Bolt M6x20	4	
18	G000093-000008-00	垫圈 8 Washer 8	4	
19	G005783-008030-00	螺栓 M8x30 Bolt M8x30	2	
20	G006170-000008-00	螺母 M8 Nut M8	1	
21	G005783-008045-00	螺栓 M8x45 Bolt M8x45	1	
22	50W-620002	支架 Support	1	—2014.4.1
-	A300-522001-000	底座 Support	1	2014.4.1—
23	30DH-530002	滚轮 Trolley	1	
24	G000896-000006-00	挡圈 6 Snap ring 6	1	





图 22 换挡操纵总成  
Fig.22 Shift control assy

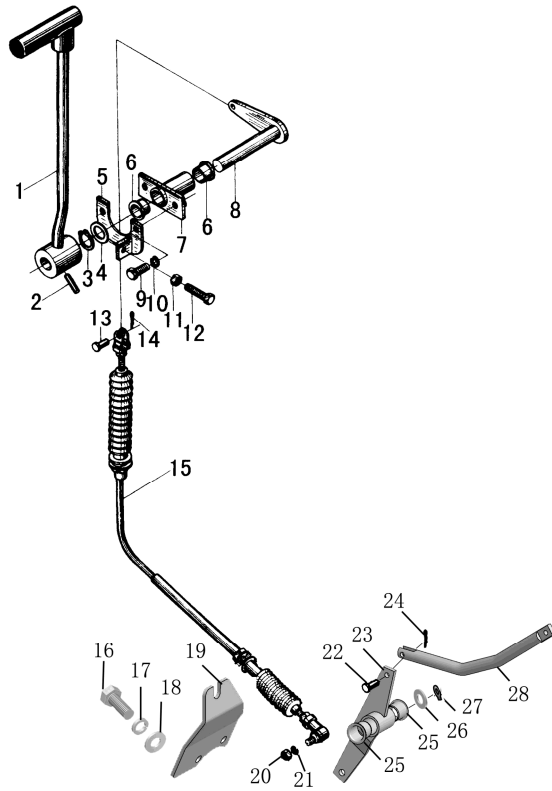
① CPCD50/60/70-RW19A



序号 Item	物料码 Code No.	名称 Description	数量 Qty	备注或适用车型 Remarks Or Serial No.
1	N163-533000-000	换挡手柄 Shift handle	1	
2	G000879-006028-00	销 6×28 Pin 6×28	1	
3	G0894P1-000014-00	挡圈 14 Snap ring 14	1	
4	G0097P1-000014-00	垫圈 14 Washer 14	1	
5	N163-532000-000	支架 Bracket	1	
6	N163-534001-000	衬套 Bushing	2	
7	N163-534100-000	支撑套 Bushing	1	
8	N163-535000-000	拉杆 Pull rod	1	
9	G005783-008020-00	螺栓 M8×20 Bolt M8×20	2	
10	G000093-000008-00	垫圈 8 Washer 8	2	
11	G006170-000008-00	螺母 M8 Nut M8	1	
12	G005783-008030-00	螺栓 M8×30 Bolt M8×30	1	
13	G000882-006016-00	销轴 6×16 Pin shaft 6×16	1	
14	G000091-002020-00	销 2×20 Pin 2×20	1	
15	GR506-530001-000	换挡软轴 Shift cable	1	

图 22 换挡操纵总成  
Fig.22 Shift control assy

① CPCD50/60/70-RW19A



序号 Item	物料码 Code No.	名称 Description	数量 Qty	备注或适用车型 Remarks Or Serial No.
16	G005783-012020-00	螺栓 M12×20 Bolt M12×20	2	
17	G000093-000012-00	垫圈 12 Washer 12	2	
18	G0097P1-000012-00	垫圈 12 Washer 12	2	
19	GR506-530002-000	软轴支架 Bracket	1	
20	G006170-000006-00	螺母 M6 Nut M6	1	
21	G000093-000006-00	垫圈 6 Washer 6	1	
22	G000882-006018-01	销轴 B6×18 Pin shaft B6×18	2	
23	GR506-531100-000	曲柄 Brace	1	
24	G000091-1P2012-00	销 1.2×12 Pin 1.2×12	2	
25	50W-615001	衬套 Bushing	2	
26	50W-640004	垫圈 19 Washer 19	1	
27	G000896-000015-00	挡圈 15 Snap ring 15	1	
28	50W-640006	连杆 Connect rod	1	



## 第六部分 液压系统

### Part VI Hydraulic system

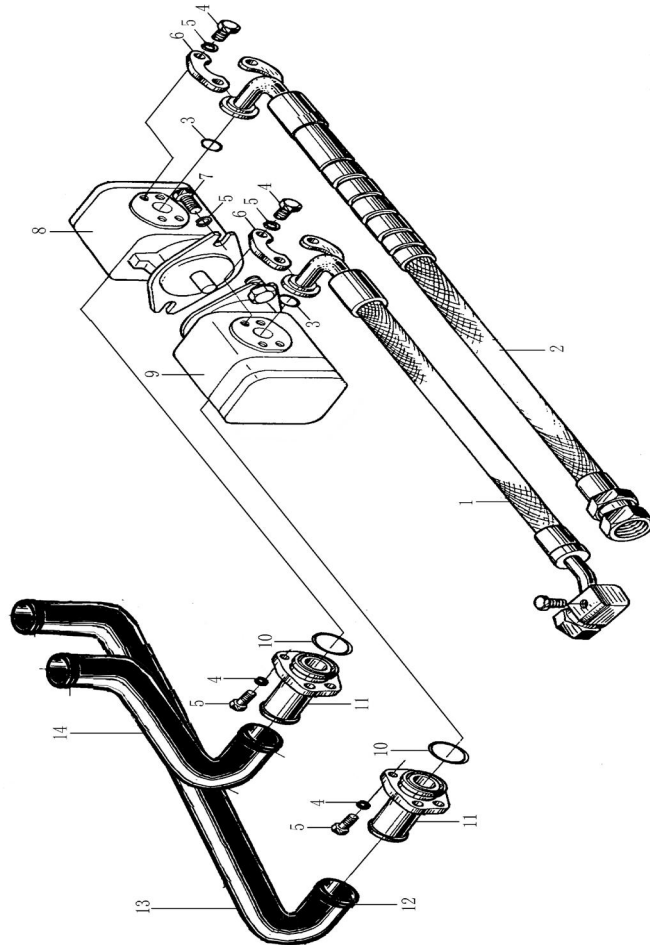
- (A) CPCD50/60/70-RG16    (B) CPCD80/100-RG16    (C) CPCD50/60/70-RW28    (D) CPCD80/100-RW28    (E) CPCD80/100-RG17  
 (F) CPCD50/60/70-RG24    (G) CPCD50/60/70-RW14    (H) CPCD80/100-RW14    (I) CPCD80/100-RG25    (J) CPCD50/60/70-RW19A  
 (K) CPYD50/60/70-RW57    (L) CPCD50/60/70-RW14B    (M) CPYD50/60/70-RW17    (N) CPCD80/100-RG36    (O) CPCD50/60/70-RW38  
 (P) CPCD50/60/70-RG41    (Q) CPCD50/60/70-RW41    (R) CPCD50/60/70-RW38B    (S) CPQYD50/60/70-RW57    (T) CPYD50/60/70-RW24  
 (U) CPCD80/100-RW41    (V) CPCD50/60/70-RG16-J

序号 Item	名称 Description	适用车型 Serial No.	页码 Page
图 1 Fig. 1	油泵总成 Oil pump assy	(A) (C) (F) (G) (L) (K) (M) (O) (P) (Q) (R) (S) (T) (V)	6-1
图 2 Fig. 2	油泵总成 Oil pump assy	(B) (D) (E) (H) (I) (N) (U)	6-3
图 3 Fig. 3	油泵总成 Oil pump assy	(J)	6-5
图 4 Fig.4	倾斜管路 Tilting oil pipe	全部车型 All models of truck	6-6
图 5 Fig. 5	转向管路 Steering oil pipe	5t-8t	6-8
图 6 Fig. 6	转向管路 Steering oil pipe	10t	6-10
图 7 Fig. 7	制动管路 Braking oil pipe	5t-7t	6-12
图 8 Fig. 8	制动管路 Braking oil pipe	8t-10t	6-13
图 9 Fig. 9	多路阀操纵 Multi-way valve control	全部车型 All models of truck	6-14
图 10 Fig. 10	多路阀总成 Multi-way valve assy	全部车型 All models of truck	6-17

序号 Item	名称 Description	适用车型 Serial No.	页码 Page
图 11 Fig. 11	液压油箱附件 Hydraulic tank accessory	全部车型 All models of truck	6-19

图1 油泵总成  
Fig.1 Oil pump assy

- |                      |                       |                      |                      |
|----------------------|-----------------------|----------------------|----------------------|
| Ⓐ CPCD50/60/70-RG16  | Ⓒ CPCD50/60/70-RW28   | Ⓔ CPCD50/60/70-RG24  | Ⓖ CPCD50/60/70-RW14  |
| Ⓛ CPCD50/60/70-RW14B | Ⓚ CPYD50/60/70-RW57   | Ⓜ CPYD50/60/70-RW17  | Ⓞ CPCD50/60/70-RW38  |
| Ⓟ CPCD50/60/70-RG41  | Ⓠ CPCD50/60/70-RW41   | Ⓡ CPCD50/60/70-RW38B | Ⓢ CPQYD50/60/70-RW57 |
| Ⓣ CPYD50/60/70-RW24  | Ⓡ CPCD50/60/70-RG16-J |                      |                      |



序号 Item	物料码 Code No.	名称 Description	数量 Qty	备注或适用车型 Remarks Or Serial No.
1	GR501-603000-000	胶管总成 Pipe assy	1	
2	GR501-602000-000	胶管总成 Pipe assy	1	
3	AS568-214-G00	O型密封圈 AS568-214 O-ring AS568-214	2	
4	G000093-000010-00	垫圈 10 Washer 10	16	
5	G005785-010030-00	螺栓 M10×1.25×30 Bolt M10×1.25×30	12	
6	FL-12-G00	对开法兰夹 Flange	2	
7	G005783-010025-00	螺栓 M10×25 Bolt M10×25	4	
8	GR501-610400-000	齿轮泵 Gear pump	1	—2014.4.1
-	GR1001-610400-G00	齿轮泵 Gear pump	1	2014.4.1—
9	GR501-601300-G00	齿轮泵 Gear pump	1	
10	G001235-003803P1-00	O型密封圈 38×3.1 O-ring 38×3.1	2	
11	GR501-601200-000	吸油接头 Connector	2	
12	Q672-45-G00	双钢丝式环箍 45 Clamp 45	4	
13	GR501-600003-000	吸油管 Suction pipe	1	Ⓐ Ⓒ Ⓔ Ⓖ Ⓛ Ⓚ Ⓜ Ⓣ Ⓠ Ⓢ
-	GR713-600003-000	吸油管 Suction pipe	1	Ⓞ Ⓟ





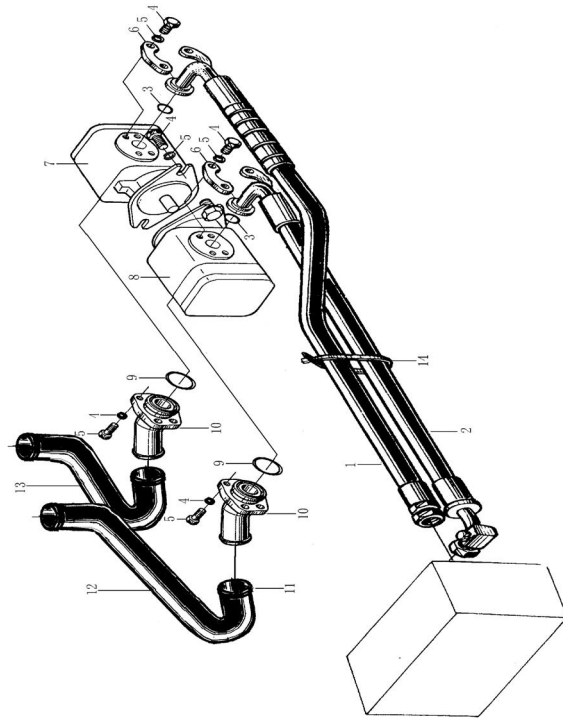
图2 油泵总成  
Fig.2 Oil pump assy

ⓑ CPCD80/100-RG16  
ⓐ CPCD80/100-RG25

ⓓ CPCD80/100-RW28  
Ⓝ CPCD80/100-RG36

ⓔ CPCD80/100-RG17  
Ⓤ CPCD80/100-RW41

ⓗ CPCD80/100-RW14



序号 Item	物料码 Code No.	名称 Description	数量 Qty	备注或适用车型 Remarks Or Serial No.
1	GR1001-602000-000	胶管总成 Pipe assy	1	—2014.4.1
-	80DH-750100	胶管总成 Pipe assy	1	2014.4.1—
-	GR1002-601000-000	胶管总成 Pipe assy	1	CPCD100-RW28
2	GR1001-603000-000	胶管总成 Pipe assy	1	—2014.4.1
-	80DH-750200	胶管总成 Pipe assy	1	2014.4.1—
-	GR1002-602000-000	胶管总成 Pipe assy	1	CPCD100-RW28
3	AS568-214-G00	O 型密封圈 AS568-214 O-ring AS568-214	2	
4	G005785-010030-00	螺栓 M10×1.25×30 Bolt M10×1.25×30	20	
5	G000093-000010-00	垫圈 10 Washer 10	20	
6	FL-12-G00	对开法兰夹 Flange	2	
7	GR1001-601400-G00	齿轮泵 Gear pump	1	
8	GR1001-601100-G00	齿轮泵 Gear pump	1	—2014.4.1
-	H802-651200-000	齿轮泵 Gear pump	1	2014.4.1—
9	G001235-003803P1-00	O 型密封圈 38×3.1 O-ring 38×3.1	2	
10	50DH-751200	吸油口法兰式接头 Connector	2	

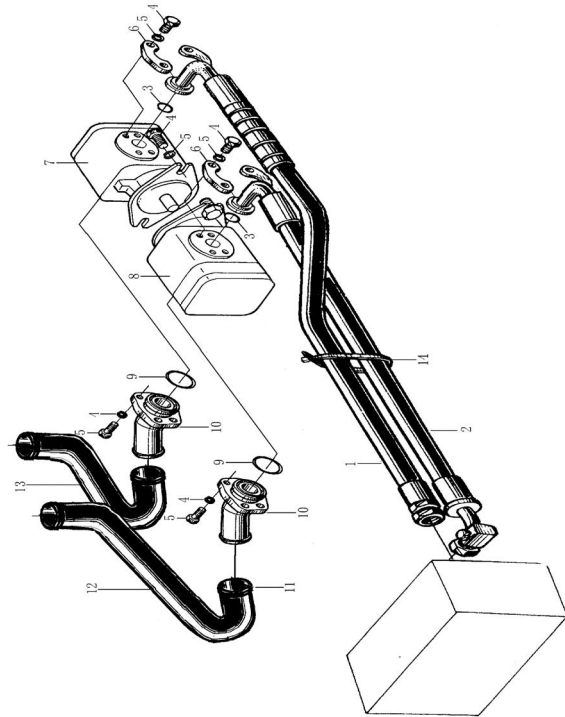
图2 油泵总成  
Fig.2 Oil pump assy

ⓑ CPCD80/100-RG16  
ⓐ CPCD80/100-RG25

ⓓ CPCD80/100-RW28  
Ⓝ CPCD80/100-RG36

ⓔ CPCD80/100-RG17  
Ⓤ CPCD80/100-RW41

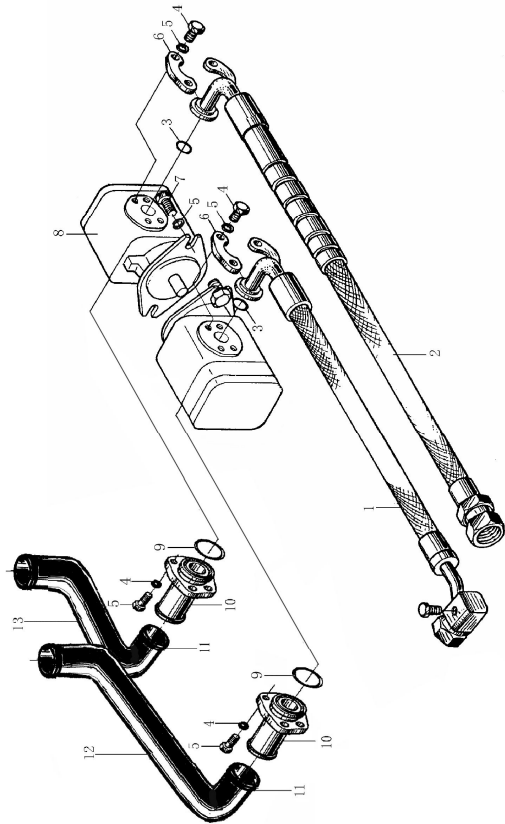
ⓗ CPCD80/100-RW14



序号 Item	物料码 Code No.	名称 Description	数量 Qty	备注或适用车型 Remarks Or Serial No.
11	Q672-45-G00	双钢丝式环箍 45 Clamp 45	4	
12	GR1001-600003-000	吸油管 Suction pipe	1	
-	GR1002-600001-001	吸油管 Suction pipe	1	CPCD100-RW28
13	GR1001-600002-000	吸油管 Suction pipe	1	
-	GR1002-600002-000	吸油管 Suction pipe	1	CPCD100-RW28
14	PKD-180-G00	捆线带 Wire	1	

图3 油泵总成  
Fig.3 Oil pump assy

① CPCD50/60/70-RW19A



序号 Item	物料码 Code No.	名称 Description	数量 Qty	备注或适用车型 Remarks Or Serial No.
1	GR506-602000-000	胶管总成 Pipe assy	1	
2	GR506-604000-001	胶管总成 Pipe assy	1	
3	AS568-214-G00	O 型密封圈 AS568-214 O-ring AS568-214	2	
4	G005785-010030-00	螺栓 M10×1.25×30 Bolt M10×1.25×30	8	
5	G000093-000010-00	垫圈 10 Washer 10	18	
6	FL-12-G00	对开法兰夹 Flange	2	
7	G005783-010025-00	螺栓 M10×25 Bolt M10×25	2	
8	GR506-601100-000	齿轮泵 Gear pump	1	
9	G001235-003803P1-00	O 型密封圈 38×3.1 O- ring 38×3.1	2	
10	GR501-601200-000	吸油接头 Suction connector	2	
11	Q672-45-G00	双钢丝式环箍 45 Clamp 45	4	
12	GR506-600001-000	吸油管 Suction pipe	1	
13	GR506-600002-000	吸油管 Suction pipe	1	

图4 倾斜管路  
Fig.4 Tilting oil pipe

全部车型  
All models of truck

序号 Item	物料码 Code No.	名称 Description	数量 Qty	备注或适用车型 Remarks Or Serial No.
1	40DH-600200	90° 管接头 90° Connector	4	
2	GR1001-620300-001	胶管总成 Pipe assy	1	8t-10t
-	GR501-620300-001	胶管总成 Pipe assy	1	5t-7t —2014.4.1
-	GR501-620200-001	胶管总成 Pipe assy	1	5t-7t 2014.4.1—
3	GR1001-620200-001	胶管总成 Pipe assy	2	8t-10t
-	GR501-620200-000	胶管总成 Pipe assy	2	5t-7t —2014.4.1
-	GR501-620200-001	胶管总成 Pipe assy	2	5t-7t 2014.4.1—
4	GR1001-620001-000	橡胶固定块 Rubber insulator	1	8t-10t
-	R450-620001-000	橡胶固定块 Rubber insulator	1	5t-7t
5	GR1001-620002-000	固定夹 Insulator	1	8t-10t
-	R450-620002-000	固定夹 Insulator	1	5t-7t
6	G000093-000008-00	垫圈 8 Washer 8	2	
7	G005783-0083-00	螺栓 M8×30 Bolt M8×30	2	
8	GR1001-621000-000	倾斜钢管 1 Tilting pipe 1	1	8t-10t
-	GR501-621000-001	倾斜钢管 1 Tilting pipe 1	1	5t-7t —2014.4.1

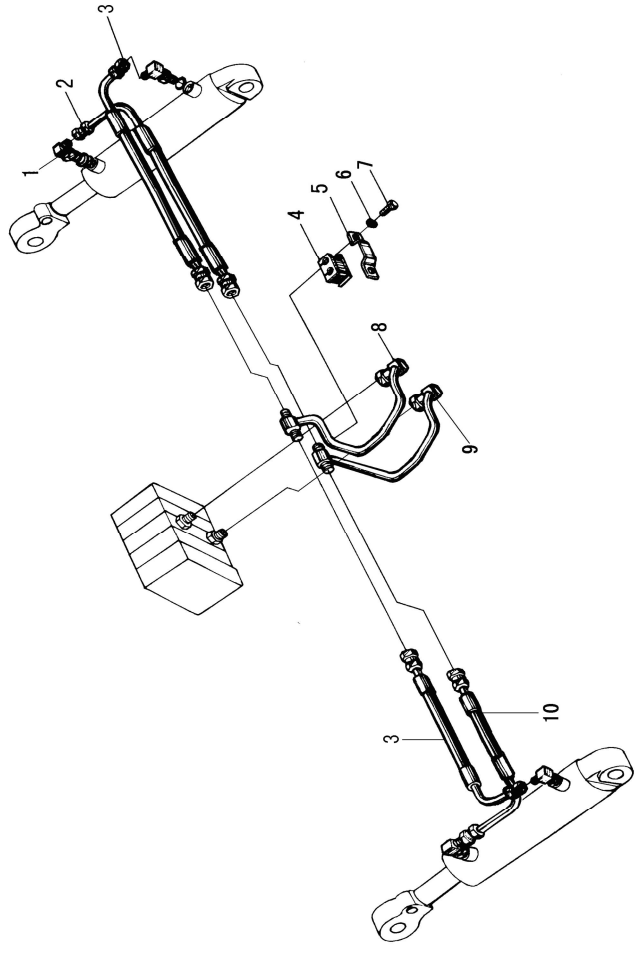
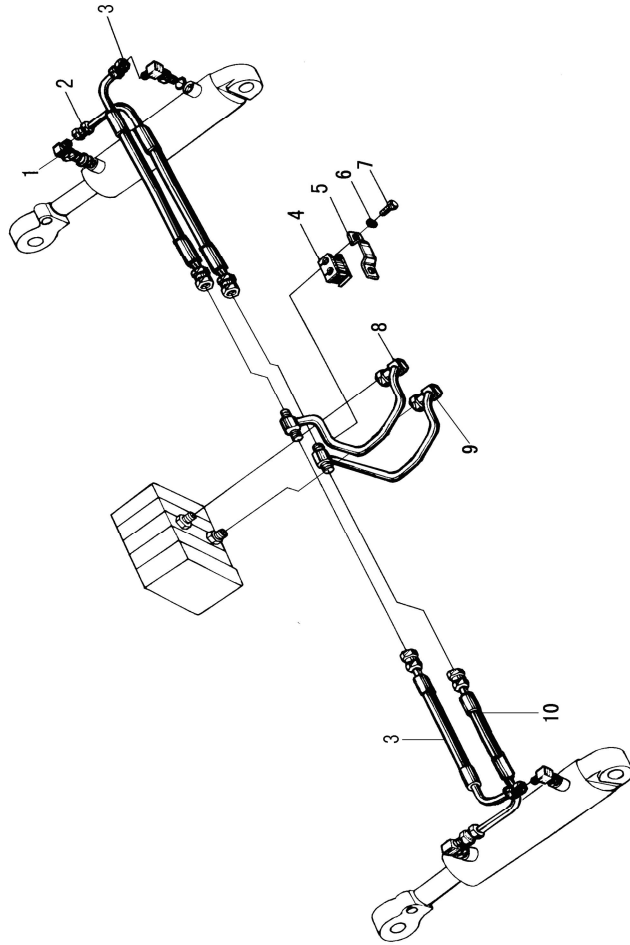


图4 倾斜管路  
Fig.4 Tilting oil pipe

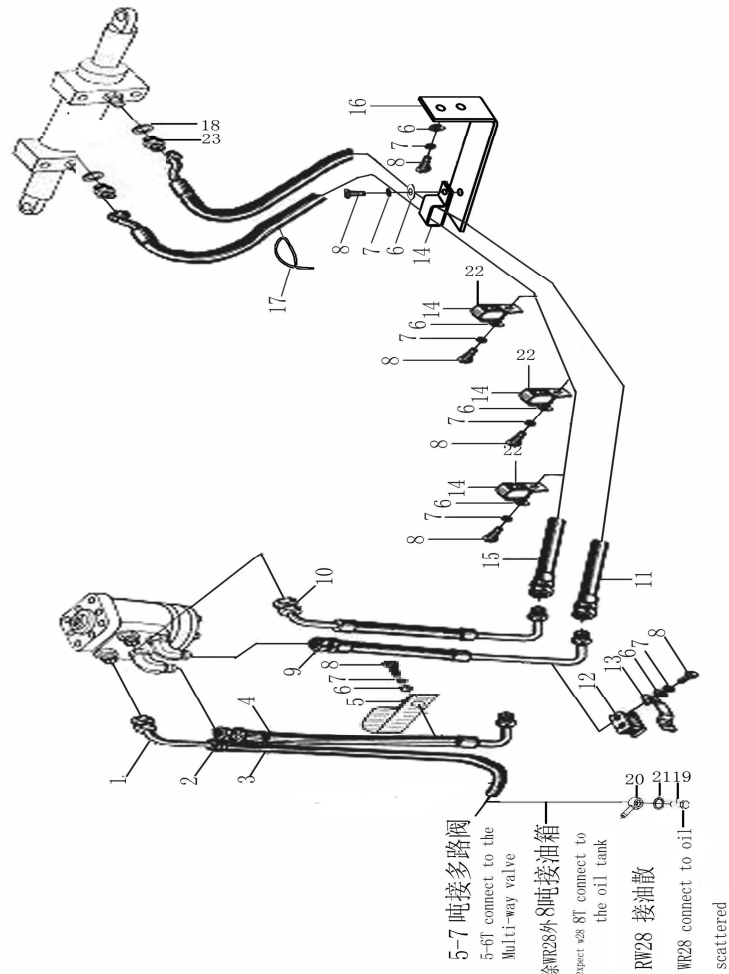
全部车型  
All models of truck



序号 Item	物料码 Code No.	名称 Description	数量 Qty	备注或适用车型 Remarks Or Serial No.
-	GR501-621000-000	倾斜钢管 1 Tilting pipe 1	1	5t-7t 2014.4.1—
9	GR1001-622000-000	倾斜钢管 2 Tilting pipe 2	1	8t-10t
-	GR501-622000-001	倾斜钢管 2 Tilting pipe 2	1	5t-7t —2014.4.1
-	GR501-622000-000	倾斜钢管 2 Tilting pipe 2	1	5t-7t 2014.4.1—
10	GR1001-620100-001	胶管总成 Pipe assy	1	8t-10t
-	GR501-620100-001	胶管总成 Pipe assy	1	5t-7t

图5 转向管路  
Fig.5 Steering pipe

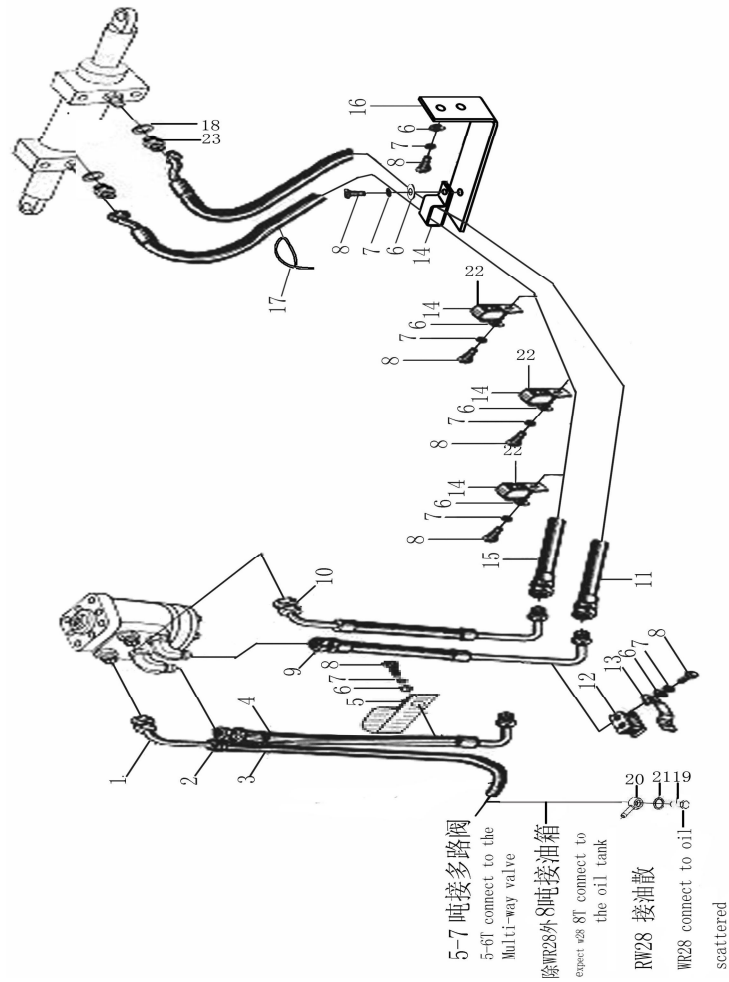
5t-8t



序号 Item	物料码 Code No.	名称 Description	数量 Qty	备注或适用车型 Remarks Or Serial No.
1	R450-630100-000	硬管接头 Connector	1	
2	Q672-24-G00	双钢丝式环箍 24 Clamp 24	1	
3	GR501-630002-W00	低压胶管 Hose	1	5t-7t —2014.4.1
-	R450-630002-W00	低压胶管 Hose	1	5t-7t 2014.4.1—
-	GR1001-630001-W00	低压胶管 Hose	1	CPCD80-RW28
-	GR801-630001-W00	低压胶管 Hose	1	其余 8 吨 Others 8t
4	GR501-630100-000	胶管总成 Pipe assy	1	5t-7t
-	GR1001-633000-000	胶管总成 Pipe assy	1	8t
5	R450-630003-000	抱箍 Clamp	1	
6	G0097P1-000008-00	垫圈 8 Washer8	10	CPCD80-RW28 数量 8 个 Quantity 8
7	G000093-000008-00	垫圈 8 Washer 8	10	CPCD80-RW28 数量 4 个 Quantity 4
8	G005783-008016-00	螺栓 M8×16 Bolt M8×16	8	CPCD80-RW28 数量 4 个 Quantity 4
9	R450-632000-000	胶管总成 Pipe assy	1	
10	R450-631000-000	胶管总成 Pipe assy	1	
11	GR501-630200-000	胶管总成 Pipe assy	1	5t-7t

图5 转向管路  
Fig.5 Steering pipe

5t-8t



序号 Item	物料码 Code No.	名称 Description	数量 Qty	备注或适用车型 Remarks Or Serial No.
-	GR801-630200-000	胶管总成 Pipe assy	1	8t
12	R450-620001-000	橡胶固定块 Rubber fixed block	1	
13	R450-620002-000	固定夹 Fixed clamp	1	
14	GR501-630001-000	抱箍 Clamp	4	CPCD80-RW28 数量 1 个 Quantity 1
15	GR501-630300-000	胶管总成 Hose assy	1	5t-7t
-	GR801-630100-000	胶管总成 Hose assy	1	8t
16	GR713-630400-000	支架 Bracket	1	
17	PKD-150-G00	捆线带 Fixed belt	2	8t
18	80DH-730005	直通管接头 Pipe joint	2	8t
19	3-60-00-04	铰接螺栓 Hinge bolts	2	CPCD80-RW28
20	QJ305-600005-000	接头体 Joint body	2	CPCD80-RW28
21	J000982-000020-00	垫圈 20 Washer 20	2	CPCD80-RW28
22	X1000-630007-000	抱箍 Clamp	4	CPCD80-RW28
23	J000982-00016-00	垫圈 16 Washer 16	2	8t

图6 转向管路  
Fig.6 Steering pipe

10t

序号 Item	物料码 Code No.	名称 Description	数量 Qty	备注或适用车型 Remarks Or Serial No.
1	R450-630100-000	硬管接头 Connector	1	
2	Q672-24-G00	双钢丝式环箍 24 Clamp 24	4	
3	GR1001-630001-W00	低压胶管 Hose	1	
4	GR1001-633000-000	胶管总成 Rubber hose assy	1	
5	R450-630003-000	抱箍 Clamp	1	
6	G0097P1-000008-00	垫圈 8 Washer 8	11	CPCD100-RW28 数量 10 个 Quantity 10
7	G000093-000008-00	垫圈 8 Washer 8	11	CPCD100-RW28 数量 6 个 Quantity 6
8	G005783-008016-00	螺栓 M8×16 Bolt M8×16	8	CPCD100-RW28 数量 6 个 Quantity 6
9	R450-631000-000	胶管总成 Rubber hose assy	1	
10	R450-632000-000	胶管总成 Rubber hose assy	1	
11	GR1001-630100-000	胶管总成 Rubber hose assy	1	
12	R450-620001-000	橡胶固定块 Insulator	1	
13	R450-620002-000	固定夹 Clip	1	
14	GR501-630001-000	抱箍 Clamp	5	CPCD100-RW28 数量 1 个 Quantity 1
15	GR1001-630001-000	支架 Bracket	2	除 CPCD100-RW28 Except CPCD100-RW28

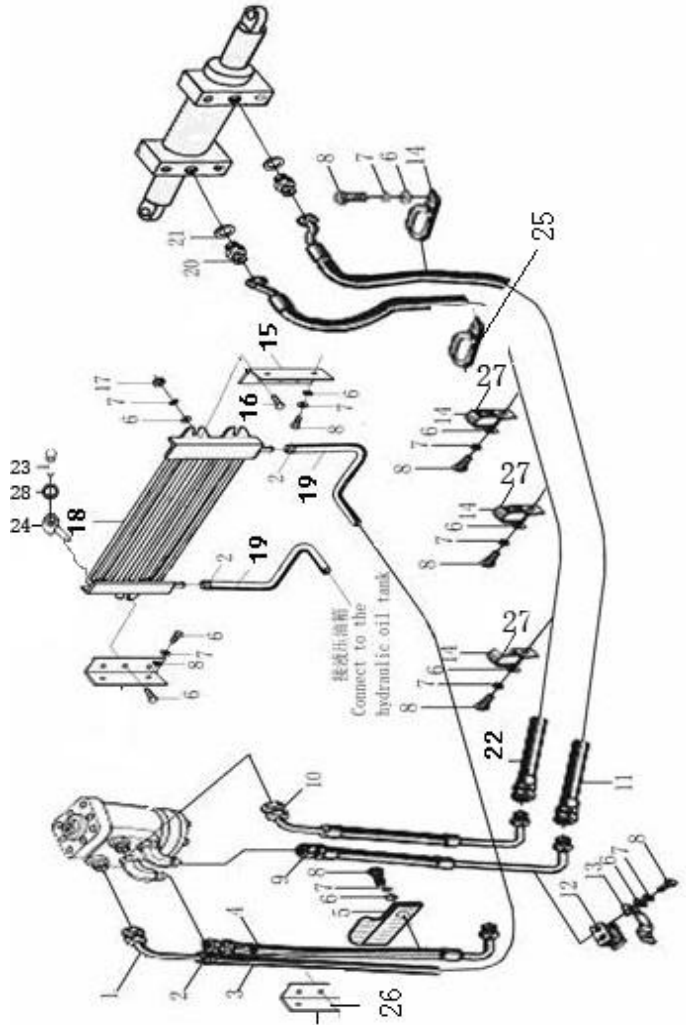
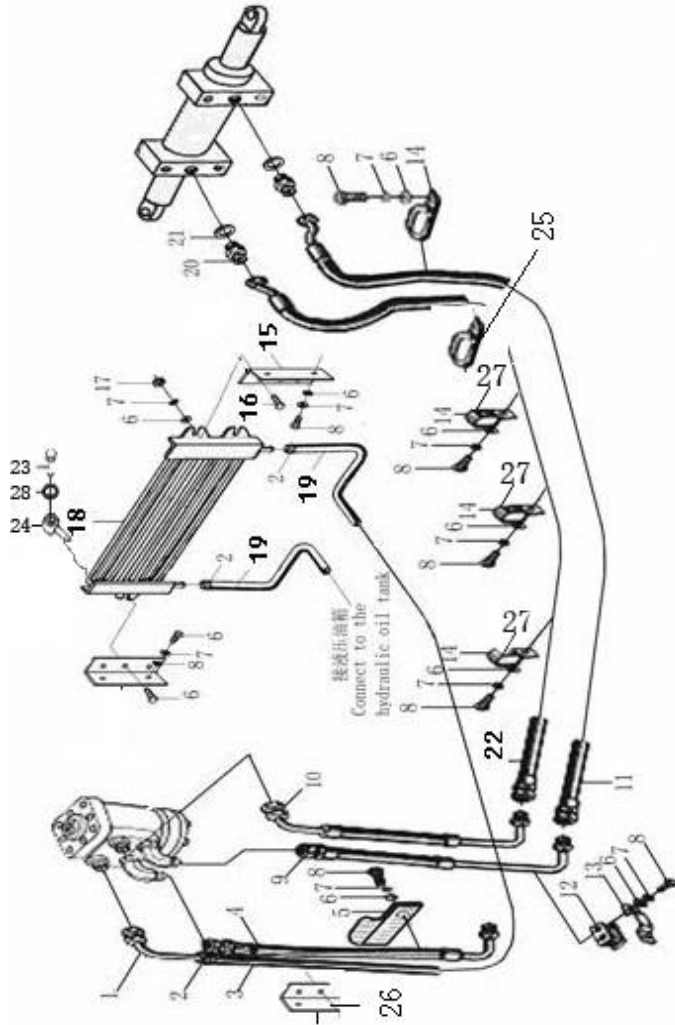




图6 转向管路  
Fig.6 Steering pipe

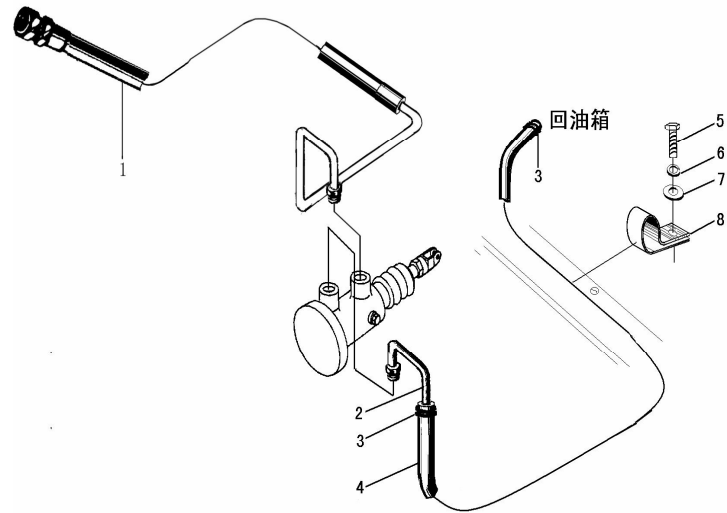
10t



序号 Item	物料码 Code No.	名称 Description	数量 Qty	备注或适用车型 Remarks Or Serial No.
16	G005783-008025-00	螺栓 M8x25 Bolt M8x25	3	除 CPCD100-RW28 Except CPCD100-RW28
17	G006170-00008-00	螺母 M8 Nut M8	3	除 CPCD100-RW28 Except CPCD100-RW28
18	GR1001-630300-000	油冷却器 Oil radiator	1	除 CPCD100-RW28 Except CPCD100-RW28
19	GR1001-630002-W00	低压胶管 Lower pressure pipe	1	
20	80DH-730005	直通管接头 Connector	2	
21	JB982-77	垫圈 16 Washer 16	2	
22	GR1001-630200-000	胶管总成 Rubber hose assy	1	
23	3-60-00-04	铰接螺栓 Hinge bolts	2	CPCD100-RW28
24	QJ305-600005-000	接头体 Joint body	2	CPCD100-RW28
25	GR713-630400-000	支架 Bracket	1	
26	GR1001-630400-000	支架 Bracket	1	
27	X1000-630007-000	抱箍 Clamp	4	CPCD100-RW28
28	J000982-000020-00	垫圈 20 Washer 20	2	CPCD100-RW28

图7 制动管路  
Fig.7 Braking oil pipe

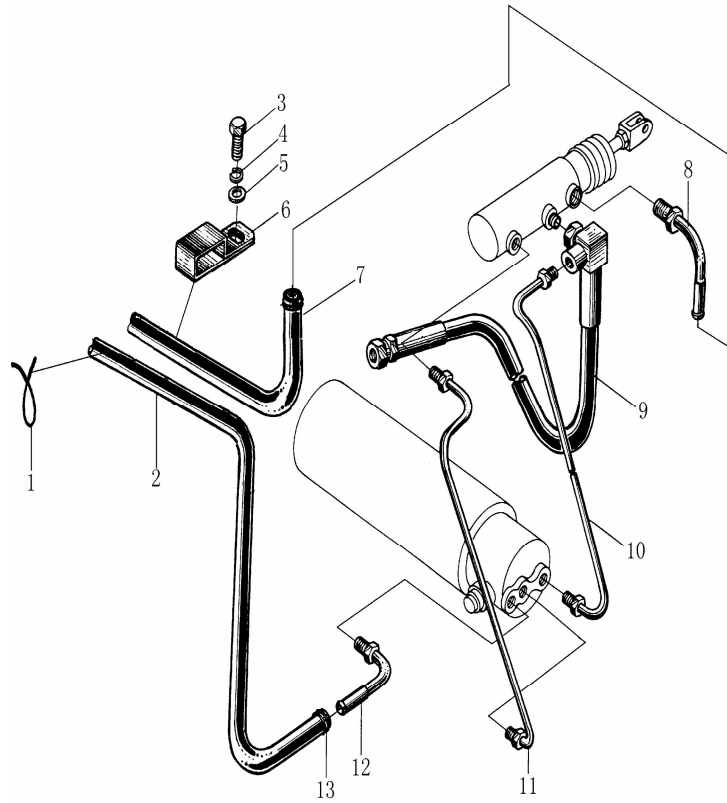
5t-7t



序号 Item	物料码 Code No.	名称 Description	数量 Qty	备注或适用车型 Remarks Or Serial No.
1	GR501-640100-000	胶管总成 Pipe assy	1	其余 Others
-	GR506-620100-001	胶管总成 Pipe assy	1	Ⓧ
2	R450-640100-000	硬管总成 Hard pipe assy	1	
3	Q672-18-G00	双钢丝式环箍 18 Clamp 18	2	
4	GR501-640001-W00	低压胶管 Lower pressure pipe	1	
5	G005783-008016-00	螺栓 M8×16 Bolt M8×16	1	
6	G000093-000008-00	垫圈 8 Washer 8	1	
7	G0097P1-000008-00	垫圈 8 Washer 8	1	
8	N163-540002-000	管夹 Clip	1	

图 8 制动管路  
Fig.8 Braking oil pipe

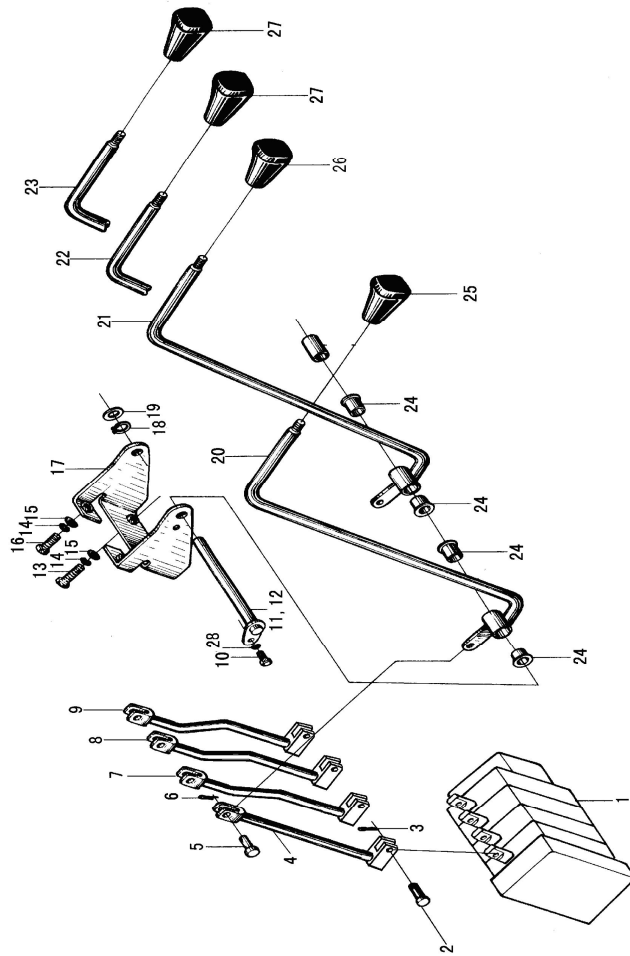
8t-10t



序号 Item	物料码 Code No.	名称 Description	数量 Qty	备注或适用车型 Remarks Or Serial No.
1	PKD-180-G00	捆线带 Wire	2	
2	GR1001-640003-W00	低压胶管 Lower pressure pipe	1	
3	G005783-008016-00	螺栓 M8×16 Bolt M8×16	2	
4	G000093-000008-00	垫圈 8 Washer 8	2	
5	G0097P1-000008-00	垫圈 8 Washer 8	2	
6	G161-531007-000	管夹 Clip	2	
7	GR1001-640001-W00	低压胶管 Lower pressure pipe	1	
8	80DH-720400	制动阀回油接头 Connector	1	
9	GR1001-641000-000	胶管总成 Pipe assy	1	
10	80DH-720300	P 口油管 Oil pipe-P	1	
11	80DH-720200	PA 口油管 Oil pipe-PA	1	—2014.4.1
-	80DH-720500	PA 口油管 Oil pipe-PA	1	2014.4.1—
12	GR1002-640100-000	储能器回油接头 Connector	1	—2014.4.1
-	80DH-720500	储能器回油接头 Connector	1	2014.4.1—
13	Q672-18-G00	双钢丝式环箍 18 Clamp 18	4	

图9 多路阀操纵  
Fig.9 Multi-way valve control

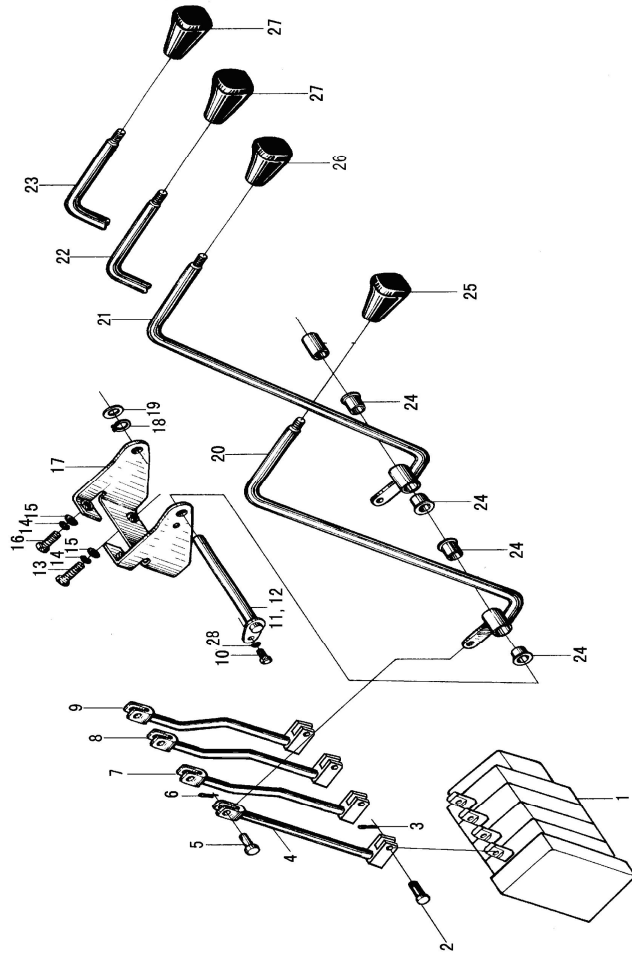
全部车型  
All models of truck



序号 Item	物料码 Code No.	名称 Description	数量 Qty	备注或适用车型 Remarks Or Serial No.
1	GR501-610003-000	二联多路阀 Multi-way valve,2SEC	1	5-7 吨标配 5t-7t standard
-	GR501-610004-000	三联多路阀 Multi-way valve,3SEC	1	5-7 吨三联用 5t-7t use for 3 spools
-	GR501-610002-000	四联多路阀 Multi-way valve,4SEC	1	5-7 吨四联用 5t-7t use for 4 spools
-	GR1001-610001-000	四联多路阀 Multi-way valve,4SEC	1	8-10 吨标配 8t-10t standard
-	GR1001-610002-000	二联多路阀 Multi-way valve,2SEC	1	8-10 吨二联用 8t-10t use for 2 spools
-	GR1001-610003-000	三联多路阀 Multi-way valve,3SEC	1	8-10 吨三联用 8t-10t use for 3 spools
2	G000882-008024-00	销轴 8×24 Pin shaft 8×24	2	三联 3, 四联 4 3SEC 3,4SEC 4
3	G000091-3P2018-00	销 3.2×18 Pin 3.2×18	2	三联 3, 四联 4 3SEC 3,4SEC 4
4	R450-616000-000	接杆 Connector rod	1	
5	G000882-006022-00	销轴 6×22 Pin shaft 6×22	2	三联 3, 四联 4 3SEC 3,4SEC 4
6	G000091-002016-00	销 2×16 Pin 2×16	2	三联 3, 四联 4 3SEC 3,4SEC 4
7	R450-615000-000	接杆 Connector rod	1	
8	R450-614000-000	接杆 Connector rod	1	
9	R450-613000-000	接杆 Connector rod	1	
10	G005783-006012-00	螺栓 M6×12 Bolt M6×12	1	

图9 多路阀操纵  
Fig.9 Multi-way valve control

全部车型  
All models of truck

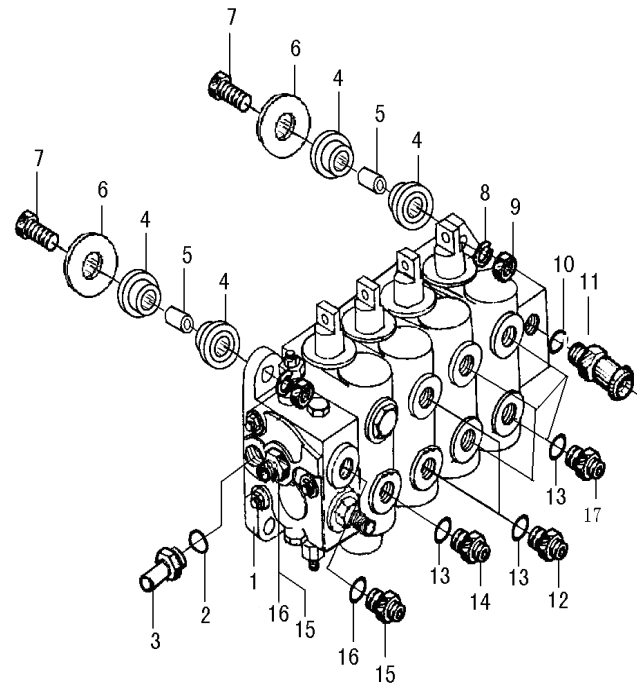


序号 Item	物料码 Code No.	名称 Description	数量 Qty	备注或适用车型 Remarks Or Serial No.
11	N163-612700-000	销轴 Pin shaft	1	二、三联阀用 Use for 2/3SEC
12	N163-612800-000	销轴 Pin shaft	1	四联阀用 Use for 4SEC
13	G005783-008030-00	螺栓 M8×30 Bolt M8×30	2	
14	G000093-000008-00	垫圈 8 Washer 8	4	
15	G0097P1-000008-00	垫圈 8 Washer 8	4	
16	G005783-008020-00	螺栓 M8×20 Bolt M8×20	2	
17	N163-612100-000	支架 Bracket	1	
18	JS160-610010-000	调整垫 Adjusting washer	1	四联阀用 Use for 4SEC
19	G0894P1-000012-00	挡圈 12 Snap ring 12	1	四联阀用 Use for 4SEC
20	R450-612200-000	多路阀手柄 1 Multi-way valve hand 1	1	
21	R450-612300-000	多路阀手柄 2 Multi-way valve hand 2	1	
22	R450-612400-000	多路阀手柄 3 Multi-way valve hand 3	1	三联阀用 Use for 3SEC
23	R450-612500-000	多路阀手柄 4 Multi-way valve hand 4	1	四联阀用 Use for 4SEC
24	N163-612001-000	衬套 Bush	4	三联阀 6, 四联阀 8 3SEC 6, 4SEC 8
25	N163-610001-000	起升手把 Lifting knob	1	



图 10 多路阀总成  
Fig.10 Multi-way valve assy

全部车型  
All models of truck



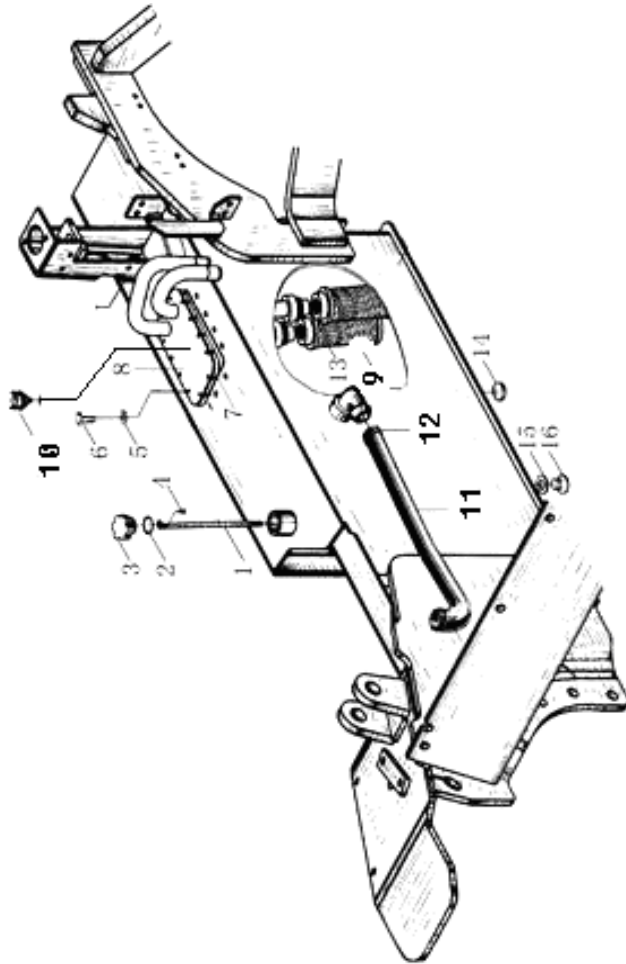
序号 Item	物料码 Code No.	名称 Description	数量 Qty	备注或适用车型 Remarks Or Serial No.
1	GR501-610003-000	二联多路阀 Multi-way valve,2SEC	1	5-7 吨标配 5t-7t standard configuration
-	GR1001-610001-000	四联多路阀 Multi-way valve,4SEC	1	8-10 吨标配 8t-10t standard configuration
2	G000096-001902P4-00	O 型密封圈 19x2.4 O-ring19x2.4	1	5t-7t
3	R450-610101-000	管接头 Connector	1	5t-7t
4	R450-610001-000	缓冲垫 Amortizing cushion	8	
5	GR501-610001-000	套管 Thimble	4	
6	G000096-000012-00	垫圈 12 Washer 12	4	
7	G005782-012060-00	螺栓 M12x60 Bolt M12x60	4	
8	G000093-000012-00	垫圈 12 Washer 12	4	
9	G006170-000012-00	螺母 M12 Nut M12	4	
10	G001235-003503P5-00	O 型密封圈 35x3.5 O-ring 35x3.5	1	
11	80DH-710101	管接头 Connector	1	
12	40DH-600016	管接头 Connector	2	5t-7t
-	80DH-710201	直通过接头 Connector	2	8t-10t
13	G001235-003203P5-00	O 型密封圈 32x3.5 O-ring 32x3.5	3	5t-7t





图 11 液压油箱附件  
Fig.11 Hydraulic tank accessory

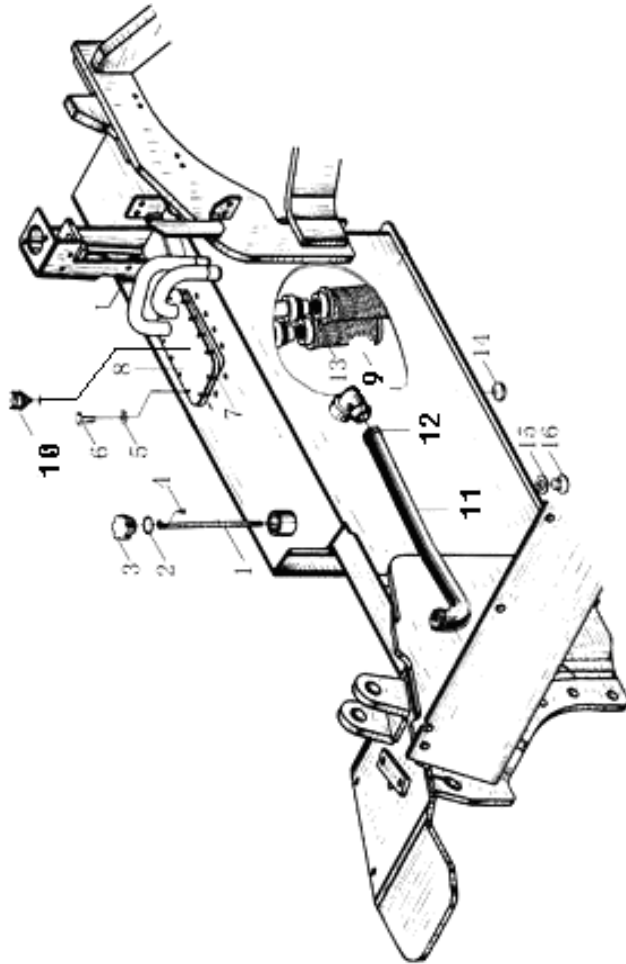
全部车型  
All models of truck



序号 Item	物料码 Code No.	名称 Description	数量 Qty	备注或适用车型 Remarks Or Serial No.
1	GR501-651000-001	标尺 Dipstick	1	5t-7t、10t
-	GR1001-651000-000	标尺 Dipstick	1	8t
2	JISB2401-P29-G00	O 型密封圈 P29 O-ring P29	1	
3	N163-603301-000	油箱盖 Tank cover	1	
4	G000818-004006-00	螺钉 M4×6 Screw M4×6	1	
5	J000982-000008-00	垫圈 8 Washer 8	12	
6	G005783-008016-00	螺栓 M8×16 Bolt M8×16	12	
7	GR501-650003-001	密封垫 Seal pad	1	—2014.4.1
-	GR501-650003-000	密封垫 Seal pad	1	2014.4.1—
8	GR501-652000-001	盖板 Cover	1	5t-7t —2014.4.1
-	GR501-652000-000	盖板 Cover	1	5t-7t 2014.4.1—
-	GR1001-652000-001	盖板 Cover	1	8t-10t —2014.4.1
-	GR1001-652000-000	盖板 Cover	1	8t-10t 2014.4.1—
9	GR501-650002-000	蝶型垫圈 Washer	2	
10	30DH-640000-000	空气呼吸过滤器 Air breath filter	1	

图 11 液压油箱附件  
Fig.11 Hydraulic tank accessory

全部车型  
All models of truck



序号 Item	物料码 Code No.	名称 Description	数量 Qty	备注或适用车型 Remarks Or Serial No.
11	GR501-600001-000	回油管 Oil return pipe	1	5t 二联 5t 2SEC
-	GR501-600004-000	回油管 Oil return pipe	1	5t 三、四联 5t 3/4SEC
-	GR1001-600001-000	回油管 Oil return pipe	1	10t 三、四联 10t 3/4SEC
-	GR1001-600004-000	回油管 Oil return pipe	1	10t 二联 10t 2SEC
12	Q672-50-G00	双钢丝式环箍 50 Clamp 50	2	
13	WU-160×180-J-G00	滤油器 Oil filter	2	
14	N163-340002-000	磁铁 Magnetic iron	2	
15	J000982-000024-00	垫圈 24 Washer 24	1	
16	N163-340008-000	螺塞 Plug	1	

第七部分 电气系统  
PART VII ELECTRICAL SYSTEM

- Ⓐ CPCD50/60/70-RG16    Ⓑ CPCD80/100-RG16    Ⓒ CPCD50/60/70-RW28    Ⓓ CPCD80/100-RW28    Ⓔ CPCD80/100-RG17  
 Ⓕ CPCD50/60/70-RG24    Ⓖ CPCD50/60/70-RW14    Ⓗ CPCD80/100-RW14    Ⓘ CPCD80/100-RG25    Ⓜ CPCD50/60/70-RW19A  
 Ⓚ CPYD50/60/70-RW57    Ⓛ CPCD50/60/70-RW14B    Ⓝ CPYD50/60/70-RW17    Ⓝ CPCD80/100-RG36    Ⓞ CPCD50/60/70-RW38  
 Ⓟ CPCD50/60/70-RG41    Ⓠ CPCD50/60/70-RW41    Ⓡ CPCD50/60/70-RW38B    Ⓢ CPQYD50/60/70-RW57    Ⓣ CPYD50/60/70-RW24  
 Ⓤ CPCD80/100-RW41    Ⓡ CPCD50/60/70-RG16-J

序号 ITEM	名称 DESCRIPTION	适用车型 SERIAL NO.	页码 PAGE
图 I -1 Fig. I -1	仪表板总成 Instrument assy	Ⓐ Ⓑ Ⓔ Ⓕ Ⓖ Ⓗ Ⓘ Ⓛ Ⓝ Ⓠ Ⓤ Ⓡ	7-1
图 I -2 Fig. I -2	仪表板总成 Instrument assy	Ⓒ Ⓓ Ⓞ Ⓡ	7-3
图 I -3 Fig. I -3	仪表板总成 Instrument assy	Ⓜ Ⓚ Ⓠ Ⓣ	7-5
图 I -4 Fig. I -4	仪表板总成 Instrument assy	Ⓟ	7-7
图 II -1 Fig. II -1	组合开关总成 Combination switch assy	全部车型 (除 Ⓜ Ⓛ Ⓡ) All models of truck(Except Ⓜ Ⓛ Ⓡ)	7-9
图 II -2 Fig. II -2	组合开关总成 Combination switch assy	Ⓛ Ⓡ	7-11
图III Fig.III	喇叭总成 Horn assy	全部车型 All models of truck	7-13
图IV Fig.IV	前灯总成 Front lamp assy	全部车型 All models of truck	7-14
图 V Fig. V	后灯总成 Rear lamp assy	全部车型 All models of truck	7-16
图 VI -1 Fig.VI -1	电器板总成 Electric board assy	Ⓐ Ⓑ Ⓕ Ⓡ	7-17

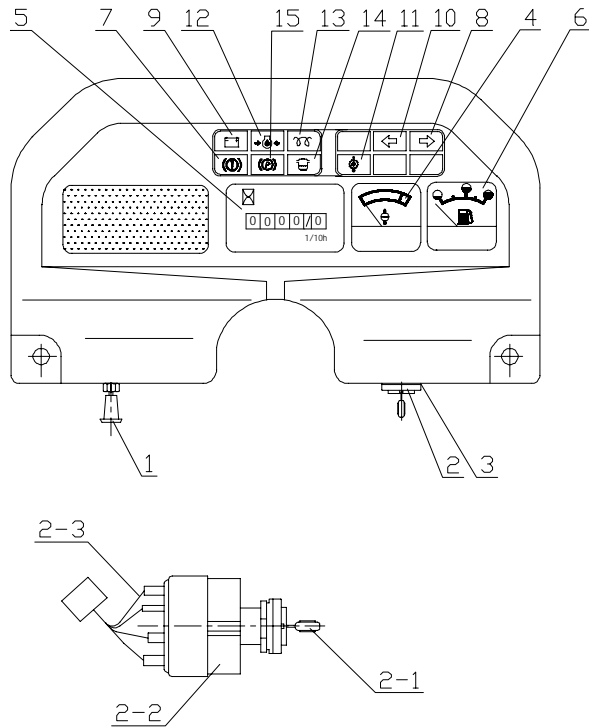
序号 ITEM	名称 DESCRIPTION	适用车型 SERIAL NO.	页码 PAGE
图 VI -2 Fig.VI -2	电器板总成 Electric board assy	Ⓒ Ⓓ Ⓔ Ⓕ	7-18
图 VI -3 Fig.VI -3	电器板总成 Electric board assy	Ⓖ Ⓕ Ⓖ	7-19
图 VI -4 Fig.VI -4	电器板总成 Electric board assy	Ⓚ Ⓜ Ⓢ Ⓣ	7-20
图 VI -5 Fig.VI -5	电器板总成 Electric board assy	Ⓠ Ⓡ	7-21
图 VI -6 Fig.VI -6	电器板总成 Electric board assy	Ⓟ	7-22
图 VI -7 Fig.VI -7	电器板总成 Electric board assy	Ⓔ Ⓡ	7-23
图 VI -8 Fig.VI -8	电器板总成 Electric board assy	Ⓝ	7-24
图 VII Fig.VII	保险丝盒 Fuse box	全部车型 All models of truck	7-25
图 VIII Fig.VIII	警灯 Warning lamp	全部车型 All models of truck	7-26
图 1 Fig.1	电气系统 Electrical system	Ⓐ Ⓡ	7-27
图 2 Fig.2	电气系统 Electrical system	Ⓑ	7-31
图 3 Fig.3	电气系统 Electrical system	Ⓒ	7-35
图 4 Fig.4	电气系统 Electrical system	Ⓓ	7-39
图 5 Fig.5	电气系统 Electrical system	Ⓔ	7-43
图 6 Fig.6	电气系统 Electrical system	Ⓕ	7-47

序号 ITEM	名称 DESCRIPTION	适用车型 SERIAL NO.	页码 PAGE
图 7 Fig.7	电气系统 Electrical system	Ⓒ	7-51
图 8 Fig.8	电气系统 Electrical system	Ⓓ	7-55
图 9 Fig.9	电气系统 Electrical system	Ⓔ	7-59
图 10 Fig.10	电气系统 Electrical system	Ⓖ	7-63
图 11 Fig.11	电气系统 Electrical system	Ⓚ Ⓜ	7-68
图 12 Fig.12	电气系统 Electrical system	Ⓛ	7-72
图 13 Fig.13	电气系统 Electrical system	Ⓝ	7-76
图 14 Fig.14	电气系统 Electrical system	Ⓞ	7-80
图 15 Fig.15	电气系统 Electrical system	Ⓟ	7-84
图 16 Fig.16	电气系统 Electrical system	Ⓠ	7-88
图 17 Fig.17	电气系统 Electrical system	Ⓡ	7-92
图 18 Fig.18	电气系统 Electrical system	Ⓢ	7-96
图 19 Fig.19	电气系统 Electrical system	Ⓣ	7-100
图 20 Fig.20	电气系统 Electrical system	Ⓤ	7-104
图 21 Fig.21	电气系统 Electrical system	Ⓒ CE	7-108

序号 ITEM	名称 DESCRIPTION	适用车型 SERIAL NO.	页码 PAGE
图 22 Fig.22	电气系统 Electrical system	ⓓ CE	7-113
图 23 Fig.23	电器板总成 Electrical plate assy	Ⓒ ⓓ CE	7-119
图 24 Fig.24	电气系统 Electrical system	Ⓒ CE 座椅感知 Seat perception	7-120
图 25 Fig.25	电气系统 Electrical system	ⓓ CE 座椅感知 Seat perception	7-126
图 26 Fig.26	电器板总成 Electrical plate assy	Ⓒ ⓓ CE 座椅感知 Seat perception	7-132
图 27 Fig.27	电气系统 Electrical system	Ⓚ CE	7-134
图 28 Fig.28	电器板总成 Electrical plate assy	Ⓚ CE	7-138
图 29 Fig.29	电气系统 Electrical system	Ⓚ CE 座椅感知 Seat perception	7-139
图 30 Fig.30	电器板总成 Electrical plate assy	Ⓚ CE 座椅感知 Seat perception	7-144

图 I -1 仪表板总成  
Fig. I -1 Instrument assy

- ① CPCD50/60/70-RG16      ② CPCD80/100-RG16      ③ CPCD80/100-RG17      ④ CPCD50/60/70-RG24  
 ⑤ CPCD50/60/70-RW14      ⑥ CPCD80/100-RW14      ⑦ CPCD80/100-RG25      ⑧ CPCD50/60/70-RW14B  
 ⑨ CPCD80/100-RG36      ⑩ CPCD50/60/70-RW41      ⑪ CPCD80/100-RW41      ⑫ CPCD50/60/70-RG16-J



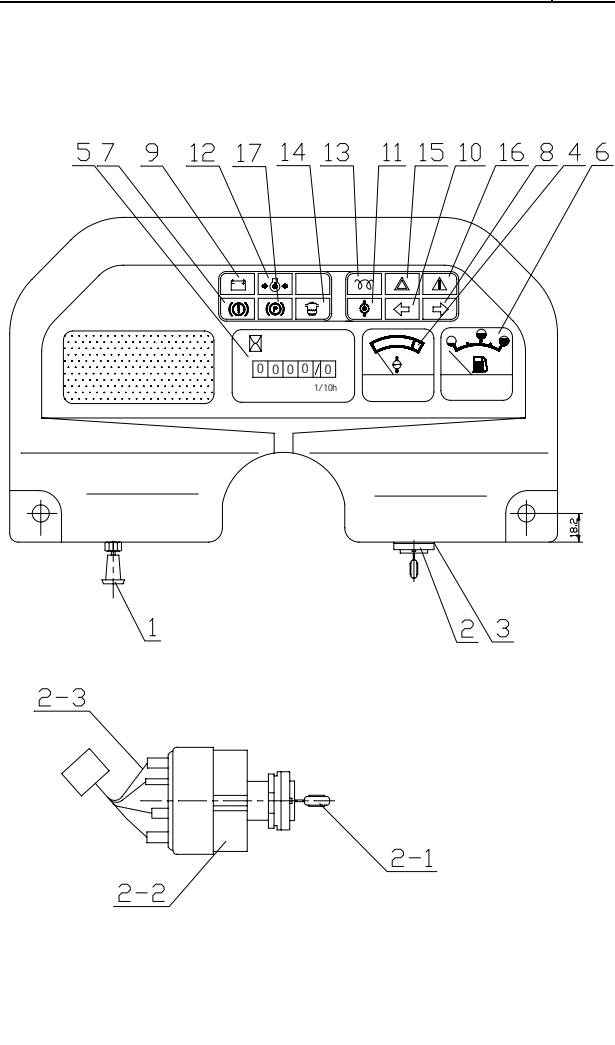
序号 Item	物料码 Code No.	名称 Description	数量 Qty	备注或适用车型 Remarks or Serial No.
A1	GR501-720000-001	仪表板总成 Instrument assy	1	
1	JK106-G00	警示灯开关 Warning lamp switch	1	选配 OPTIONAL
2	R450-740200-000	预热起动开关 Pre-heat & start switch	1	
2-1	NO PART NO.	锁头 Lock	1	
2-2	NO PART NO.	钥匙 Key	1	
2-3	NO PART NO.	线束 Wire-harness	1	
3	N163-740001-000	预热起动开关标签 Label,preheat & start switch	1	
4	DW-2HZ-24V	水温表 Water temp gauge	1	24V
5	D-704-1E	计时表 Hour meter	1	
6	DR-2HZ-24V	油量表 Fuel gauge	1	24V
7	NO PART NO.	储能器报警指示灯 Accumulator warning indicator	1	
8	NO PART NO.	右转向指示灯 Right turn signal lamp	1	
9	NO PART NO.	充电指示灯 Charging indicator lamp	1	
10	NO PART NO.	左转向指示灯 Left-turn signal lamp	1	
11	NO PART NO.	油温报警灯 Oil temp warning lamp	1	





图 I-2 仪表板总成  
Fig. I-2 Instrument assy

© CPCD50/60/70-RW28    ① CPCD80/100-RW28    ② CPCD50/60/70-RW38    ③ CPCD50/60/70-RW38B

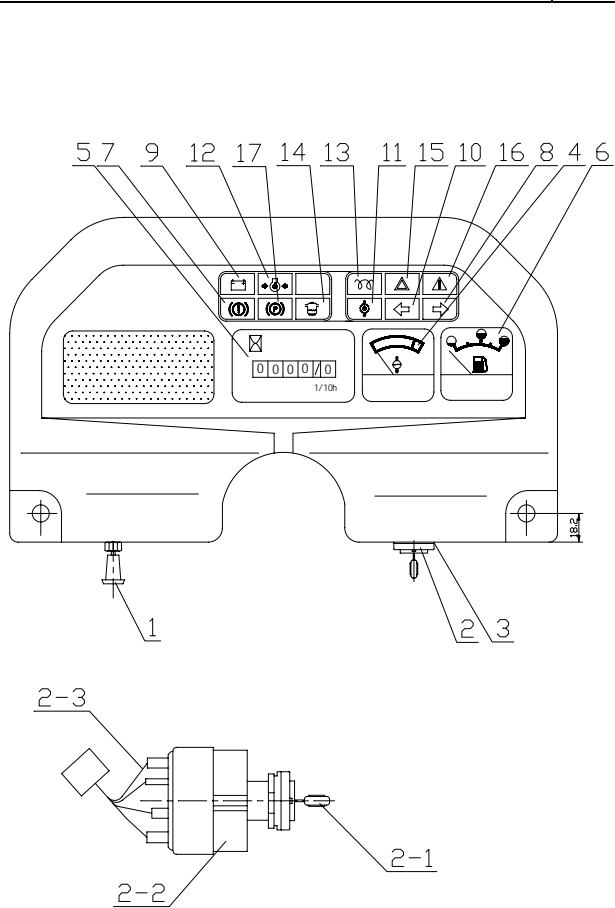


序号 Item	物料码 Code No.	名称 Description	数量 Qty	备注或适用车型 Remarks or Serial No.
A1	GR502-720000-001	仪表板总成 Instrument assy	1	
1	JK106-G00	警示灯开关 Warning lamp switch	1	选配 OPTIONAL
2	R450-740200-000	预热起动开关 Pre-heat & start switch	1	
2-1	NO PART NO.	锁头 Lock	1	
2-2	NO PART NO.	钥匙 Key	1	
2-3	NO PART NO.	线束 Wire-harness	1	
3	N163-740001-000	预热起动开关标签 Label,preheat & start switch	1	
4	DW-2HZA-24V	水温表 Water temp gauge	1	24V
5	D-704-1E	计时表 Hour meter	1	
6	DR-2HZ-24V	油量表 Fuel gauge	1	24V
7	NO PART NO.	储能器报警指示 Accumulator warning indicator		
8	NO PART NO.	右转向指示灯 Right turn signal lamp	1	
9	NO PART NO.	充电指示灯 Charging indicator lamp	1	
10	NO PART NO.	左转向指示灯 Left-turn signal lamp	1	
11	NO PART NO.	油温报警灯 Oil temp warning lamp	1	



图 I-3 仪表板总成  
Fig. I-3 Instrument assy

Ⓜ CPYD50/60/70-RW17 Ⓚ CPYD50/60/70-RW57 Ⓞ CPQYD50/60/70-RW57 Ⓣ CPYD50/60/70-RW24

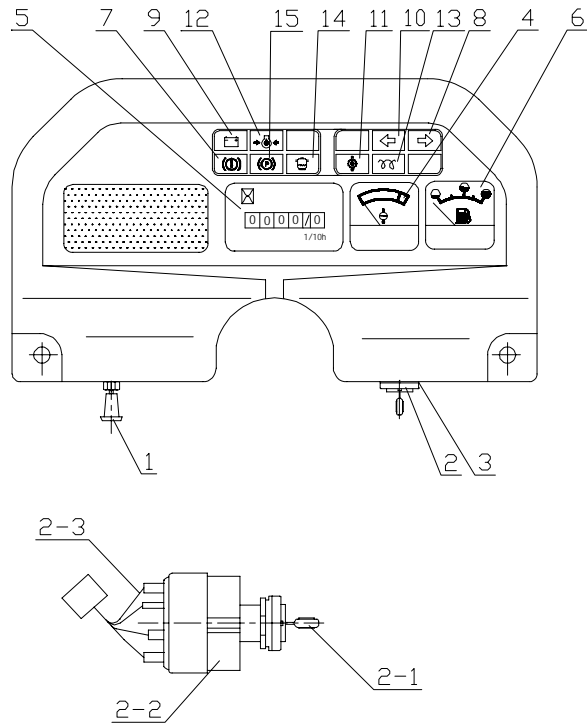


序号 Item	物料码 Code No.	名称 Description	数量 Qty	备注或适用车型 Remarks or Serial No.
A1	GR512-720000-001	仪表板总成 Instrument assy	1	
1	JK106-G00	警示灯开关 Warning lamp switch	1	选配 OPTIONAL
2	R450-740200-000	预热起动开关 Pre-heat & start switch	1	
2-1	NO PART NO.	锁头 Lock	1	
2-2	NO PART NO.	钥匙 Key	1	
2-3	NO PART NO.	线束 Wire-harness	1	
3	N163-740001-000	预热起动开关标签 Label,preheat & start switch	1	
4	DW-2HZA-12V	水温表 Water temp gauge	1	12V
5	D-704-1E	计时表 Hour meter	1	
6	DR-2HZ-12V	油量表 Fuel gauge	1	12V
7	NO PART NO.	储能器报警指示灯 Accumulator warning indicator	1	
8	NO PART NO.	右转向指示灯 Right turn signal lamp	1	
9	NO PART NO.	充电指示灯 Charging indicator lamp	1	
10	NO PART NO.	左转向指示灯 Left-turn signal lamp	1	
11	NO PART NO.	油温报警灯 Oil temp warning lamp	1	



图 I-4 仪表板总成  
Fig. I-4 Instrument assy

© CPCD50/60/70-RG41



序号 Item	物料码 Code No.	名称 Description	数量 Qty	备注或适用车型 Remarks or Serial No.
A1	GR713-720000-001	仪表板总成 Instrument assy	1	
1	JK106-G00	警示灯开关 Warning lamp switch	1	选配 OPTIONAL
2	R450-740200-000	预热起动开关 Pre-heat & start switch	1	
2-1	NO PART NO.	锁头 Lock	1	
2-2	NO PART NO.	钥匙 Key	1	
2-3	NO PART NO.	线束 Wire-harness	1	
3	N163-740001-000	预热起动开关标签 Label,preheat & start switch	1	
4	DW-2HZA-24V	水温表 Water temp gauge	1	24V
5	D-704-1E	计时表 Hour meter	1	
6	DR-2HZ-24V	油量表 Fuel gauge	1	24V
7	NO PART NO.	储能器报警指示灯 Accumulator warning indicator	1	
8	NO PART NO.	右转向指示灯 Right turn signal lamp	1	
9	NO PART NO.	充电指示灯 Charging indicator lamp	1	
10	NO PART NO.	左转向指示灯 Left-turn signal lamp	1	
11	NO PART NO.	油温报警灯 Oil temp warning lamp	1	



图 II-1 组合开关总成

Fig. II-1 Combination switch assy

全部车型 (除 J L R)

All models of truck(Except J L R)

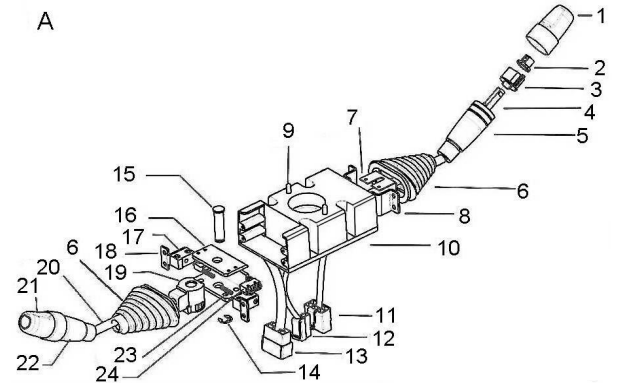
	序号 Item	物料码 Code No.	名称 Description	数量 Qty	备注或适用车型 Remarks or Serial No.
	A	GR501-703000-000	组合开关 Combination switch assy	1	
	1	NO PART NO.	大小光手柄盖 Cover	1	不单独提供 DO NOT SUPPLY SEPARATELY
	2	NO PART NO.	大小光压紧帽 Cap	1	
	3	NO PART NO.	大小光三触点 Comtactor	1	
	4	NO PART NO.	大小光主轴铁杆 Level	1	
	5	NO PART NO.	大小光手柄 Knob	1	
	6	NO PART NO.	橡胶防尘罩 Dust proof cover	1	
	7	NO PART NO.	反抱箍 Clamp	1	
	8	NO PART NO.	连接片 Bracket	1	
	9	NO PART NO.	喇叭触点 Horn	1	
	10	NO PART NO.	主体中套 Bush	1	
	11	NO PART NO.	灯光线束 Light cable	1	
	12	NO PART NO.	高速线束 Hight-speed cable	1	
	13	NO PART NO.	方向线束 Direction cable	1	
14	NO PART NO.	卡簧 Snap ring	1		

图 II-1 组合开关总成  
Fig. II-1 Combination switch assy

全部车型 (除 J L R)  
All models of truck(Except J L R)

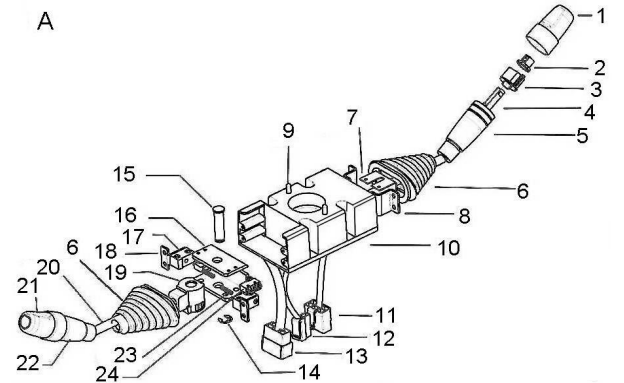
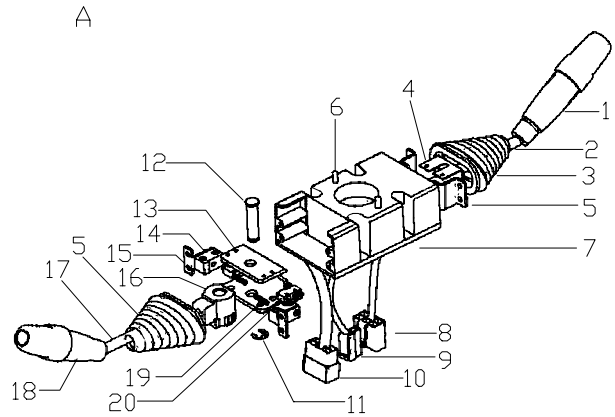
	序号 Item	物料码 Code No.	名称 Description	数量 Qty	备注或适用车型 Remarks or Serial No.	
	15	NO PART NO.	微动开关主轴 Mirco switch shaft	1	不单独提供 DO NOT SUPPLY SEPARATELY	
	16	NO PART NO.	支架 Bracket	1		
	17	NO PART NO.	限位块 Bush	1		
	18	NO PART NO.	压紧块 Block	1		
	19	NO PART NO.	转头 Round pole	1		
	20	NO PART NO.	连接铁杆 Linker	1		
	21	NO PART NO.	换挡手柄盖 Cover	1		
	22	NO PART NO.	换向手柄 Direction knob	1		
	23	NO PART NO.	弹簧 Spring	1		
	24	NO PART NO.	微动开关 Micro switch	1		
						1
						1
						1
						1



图 II-2 组合开关总成  
Fig. II-2 Combination switch assy

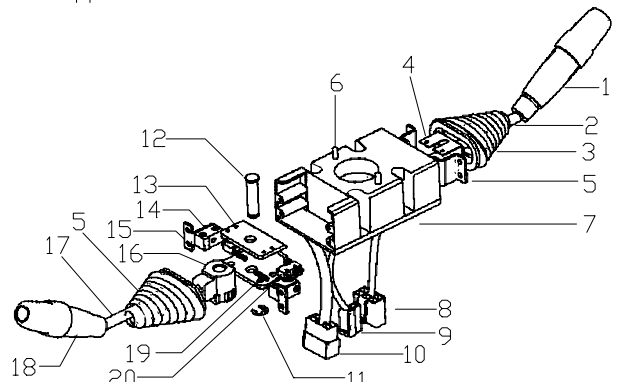
Ⓐ CPCD50/60/70-RW14B Ⓑ CPCD50/60/70-RW38B



序号 Item	物料码 Code No.	名称 Description	数量 Qty	备注或适用车型 Remarks or Serial No.
A	R960-705000-000	组合开关 Combination switch assy	1	
1	NO PART NO.	转向手柄 Knob	1	不单独提供 DO NOT SUPPLY SEPARATELY
2	NO PART NO.	转向主轴铁杆 Level	1	
3	NO PART NO.	橡胶防尘罩 Dust proof cover	1	
4	NO PART NO.	反抱箍 Clamp	1	
5	NO PART NO.	连接片 Bracket	1	
6	NO PART NO.	喇叭触点 Horn	1	
7	NO PART NO.	主体中套 Bush	1	
8	NO PART NO.	灯光线束 Light cable	1	
9	NO PART NO.	高速线束 Hight-speed cable	1	
10	NO PART NO.	方向线束 Direction cable	1	
11	NO PART NO.	卡簧 Snap ring	1	
12	NO PART NO.	微动开关主轴 Mirco switch shaft	1	
13	NO PART NO.	支架 Bracket	1	
14	NO PART NO.	限位块 Bush	1	

图 II-2 组合开关总成  
Fig. II-2 Combination switch assy

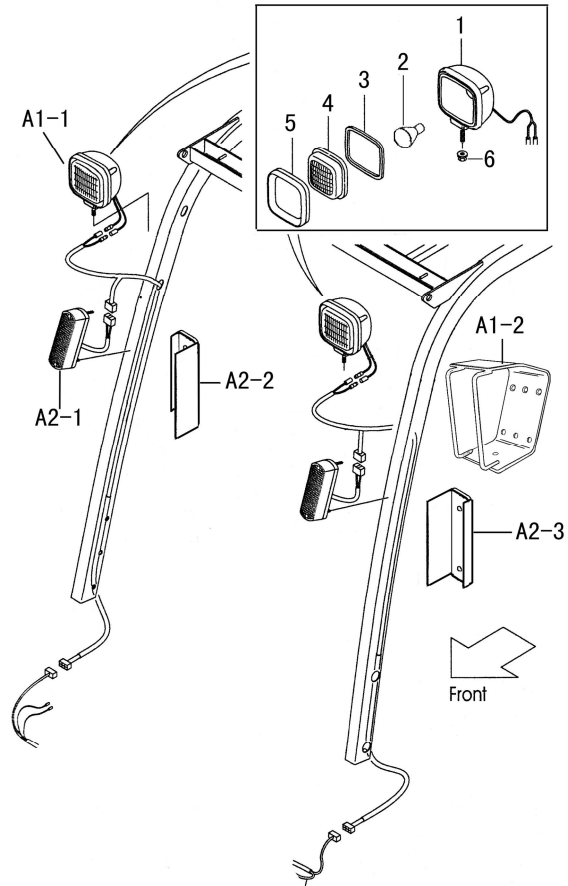
Ⓐ CPCD50/60/70-RW14B Ⓑ CPCD50/60/70-RW38B

	序号 Item	物料码 Code No.	名称 Description	数量 Qty	备注或适用车型 Remarks or Serial No.
	15	NO PART NO.	压紧块 Block	1	不单独提供 DO NOT SUPPLY SEPARATELY
	16	NO PART NO.	转头 Round pole	1	
	17	NO PART NO.	连接铁杆 Linker	1	
	18	NO PART NO.	换向手柄 Direction knob	1	
	19	NO PART NO.	弹簧 Spring	1	
	20	NO PART NO.	微动开关 Micro switch	1	
				1	
				1	
				1	
				1	
				1	
				1	
				1	



图IV 前灯总成  
Fig.IV Front lamps assy

全部车型  
All models of truck

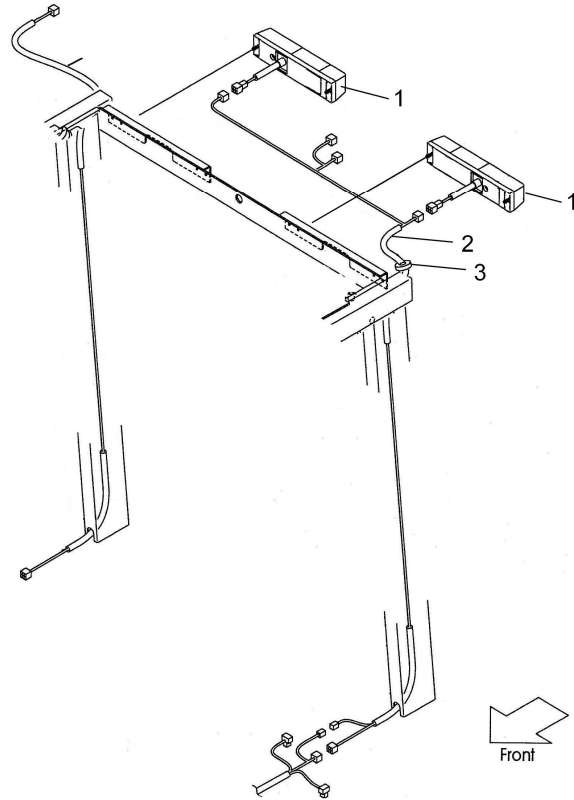


序号 Item	物料码 Code No.	名称 Description	数量 Qty	备注或适用车型 Remarks or Serial No.
A1	GR501-740000-000	前大灯总成 Head lamp assy	2	除 Except (K M S T)
A1	GR505-740000-000	前大灯总成 Head lamp assy	2	(K M S T)
A1-1	GR501-740100-000	前大灯 Head lamp	1	除 Except (K M S T)
A1-1	GR505-740100-000	前大灯 Head lamp	1	(K M S T)
1	NO PART NO.	灯壳 Body	1	
2	H3-12V-35W	灯泡 Bubble	1	12V
2	H3-24V-35W	灯泡 Bubble	1	24V
3	NO PART NO.	密封圈 Seal	1	
4	NO PART NO.	玻璃罩 Glass	1	
5	NO PART NO.	罩壳 Cover	1	
6	NO PART NO.	螺母 Nut	1	
A1-2	R960-761000-000	前大灯灯架 Head lamp bracket	1	
A2	GR501-730000-002	前小灯总成 Front lamps assy	1	
A2-1	GR501-730100-002	前小灯 Front lamps	2	
A2-2	N163-750002-000	前小灯灯架,右 Front lamps bracket, right	1	



图V 后灯总成  
Fig.V Rear lamps assy

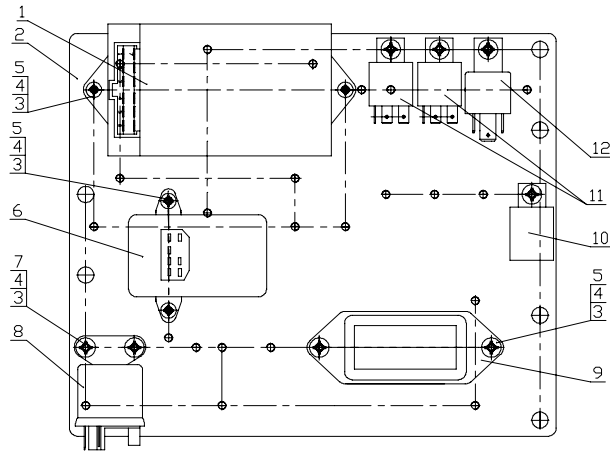
全部车型  
All models of truck



序号 Item	物料码 Code No.	名称 Description	数量 Qty	备注或适用车型 Remarks or Serial No.
A1	GR501-750000-002	后灯总成 Rear lamps assy	1	5t-7t 除 Except (K) (M) (S) (T)
A2	GR516-750000-002	后灯总成 Rear lamps assy	1	5t-7t (K) (M) (S) (T)
A3	GR1001-750000-002	后灯总成 Rear lamps assy	1	8t-10t
1	GR501-750100-002	后组合灯 Rear-combination lamps	2	A1 、 A3
1	R455-771000-002	后组合灯 Rear-combination lamps	2	A2
2	GR501-751000-002	后灯连接线 Wire-harness, overhead guard	1	A1 、 A2
2	GR1001-751000-002	后灯连接线 Wire-harness, overhead guard	1	A3
3	RC250-700001-000	橡胶塞 Rubber plug	2	

图 VI-1 电器板总成  
Fig. VI-1 Electric board assy

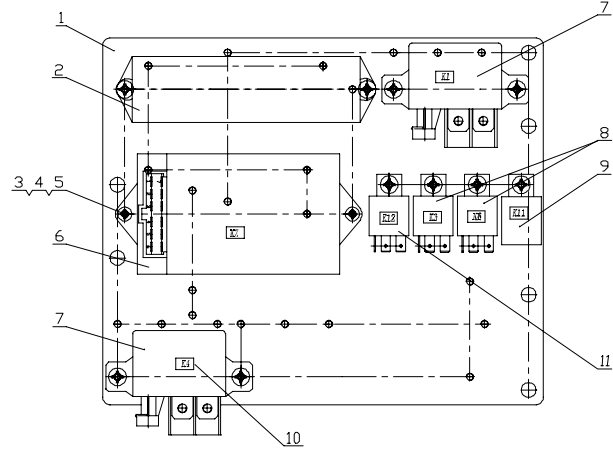
Ⓐ CPCD50/60/70-RG16 Ⓑ CPCD80/100-RG16 Ⓒ CPCD50/60/70-RG24 Ⓓ CPCD50/60/70-RG16-J



序号 Item	物料码 Code No.	名称 Description	数量 Qty	备注或适用车型 Remarks or Serial No.
A1	GR501-701000-002	电器板总成 Electric board assy	1	Ⓐ Ⓑ Ⓒ
A2	GR511-701000-000	电器板总成 Electric board assy	1	Ⓓ
1	H48C2-40601-G00	控制盒 Control box	1	
2	GR501-701001-002	电器安装板 Electric mounting plate	1	
3	G000093-000005-00	垫圈 5 Washer 5	12	
4	G0097P1-000005-00	垫圈 5 Washer 5	12	
5	G000818-005014-00	螺栓 M5×14 Bolt M5×14	6	
6	AS750-700020-000	预热定时器 Preheating timer	1	
7	G000818-005010-00	螺栓 M5×10 Bolt M5×10	6	
8	JD295-G00	预热继电器 Preheating relay	1	A1
-	JD296-G00	预热继电器 Preheating relay	1	A2
9	SC601-701400-000	电压调节器 Voltage regulator	1	
10	GR501-701200-000	闪光器 Flasher	1	
11	SC603-701001-000	继电器 Relay	2	
12	GA1001-700010-000	起动继电器 Start relay	1	

图 VI-2 电器板总成  
Fig. VI-2 Electric board assy

© CPCD50/60/70-RW28    ① CPCD80/100-RW28    ② CPCD50/60/70-RW38    ③ CPCD50/60/70-RW38B

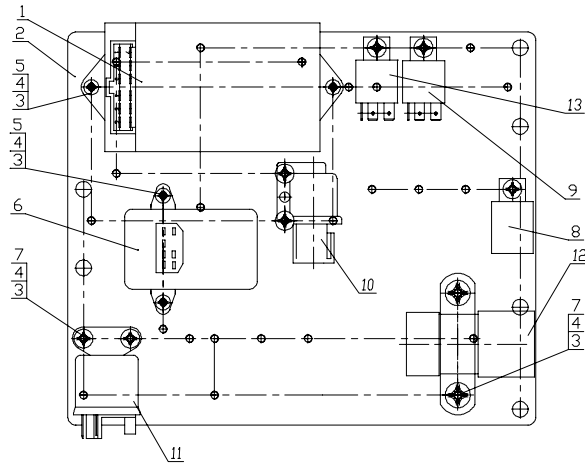


序号 Item	物料码 Code No.	名称 Description	数量 Qty	备注或适用车型 Remarks or Serial No.
A1	GR502-704000-002	电器板总成 Electric board assy	1	① ② ③
A2	GR514-704000-002	电器板总成 Electric board assy	1	③
1	GR501-701001-002	电器安装板 Electric mounting plate	1	
2	GR502-704002-002	保险丝盒 (F3-F17) Fuse box(F3-F17)	1	见图 VII See Fig.VII
3	G000818-005012-00	螺栓 M5×12 Bolt M5×12	12	
4	G000093-000005-00	垫圈 5 Washer 5	12	
5	G0097P1-000005-00	垫圈 5 Washer 5	12	
6	H48C2-40601-G00	控制盒 Control box	1	
7	1393315-8-G00	继电器 Relay	2	
8	GR502-700010-820	继电器 Relay	2	
9	GR501-701200-000	闪光器 Flasher	1	
10	R960-700002-820	标签 Label	1	
11	GR502-700010-820	继电器 Relay	1	A1



图 VI-3 电器板总成  
Fig. VI-3 Electric board assy

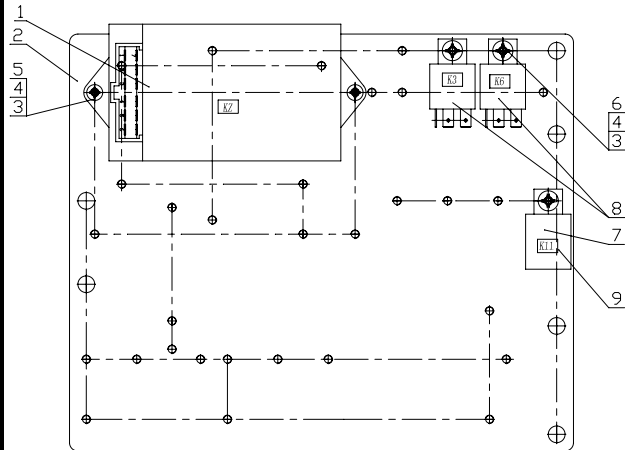
Ⓒ CPCD50/60/70-RW14 Ⓓ CPCD80/100-RW14 Ⓔ CPCD50/60/70-RW14B



序号 Item	物料码 Code No.	名称 Description	数量 Qty	备注或适用车型 Remarks or Serial No.
A1	GR503-701000-002	电器板总成 Electric board assy	1	Ⓒ Ⓓ
A2	GR508-701000-002	电器板总成 Electric board assy	1	Ⓔ
1	H48C2-40601-G00	控制盒 Control box	1	
2	GR501-701001-002	电器安装板 Electric mounting plate	1	
3	G000093-000005-00	垫圈 5 Washer 5	13	
4	G0097P1-000005-00	垫圈 5 Washer 5	13	
5	G000818-005014-00	螺栓 M5×14 Bolt M5×14	4	
6	AS750-700020-000	预热定时器 Preheating timer	1	
7	G000818-005010-00	螺栓 M5×10 Bolt M5×10	9	
8	GR501-701200-000	闪光器 Flasher	1	
9	SC603-701001-000	继电器 Relay	1	
10	897114-0000	停止继电器 Stop relay	2	发动机配 Supply by engine
11	8942580140	预热继电器 Preheating relay	1	发动机配 Supply by engine
12	1825530390	起动继电器 Start relay	1	发动机配 Supply by engine
13	SC603-701001-000	继电器 Relay	1	A1

图 VI-4 电器板总成  
Fig. VI-4 Electric board assy

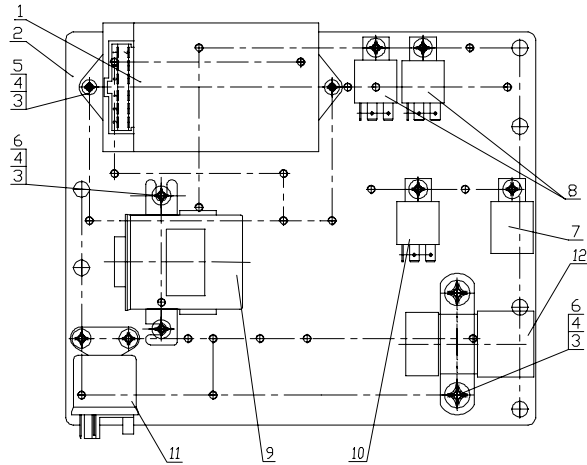
Ⓚ CPYD50/60/70-RW57 Ⓜ CPYD50/60/70-RW17 Ⓢ CPQYD50/60/70-RW57 Ⓣ CPYD50/60/70-RW24



序号 Item	物料码 Code No.	名称 Description	数量 Qty	备注或适用车型 Remarks or Serial No.
A1	GR516-701000-002	电器板总成 Electric board assy	1	Ⓚ Ⓢ Ⓣ
A2	GR505-701000-000	电器板总成 Electric board assy	1	Ⓜ
1	H24C2-40601-G00	控制盒 Control box	1	
2	GR501-701001-002	电器安装板 Electric mounting plate	1	
3	G000818-005014-00	螺栓 M5×14 Bolt M5×14	2	
4	G000093-000005-00	垫圈 5 Washer 5	5	
5	G0097P1-000005-00	垫圈 5 Washer 5	5	
6	G000818-005010-00	螺栓 M5×10 Bolt M5×10	3	
7	N163-701100-000	闪光器 Flasher	1	
8	N163-700010-820	继电器 Relay	2	A1
-	N163-700010-000	继电器 Relay	2	A2
9	R960-700002-820	标签 Label	1	

图 VI-5 电器板总成  
Fig. VI-5 Electric board assy

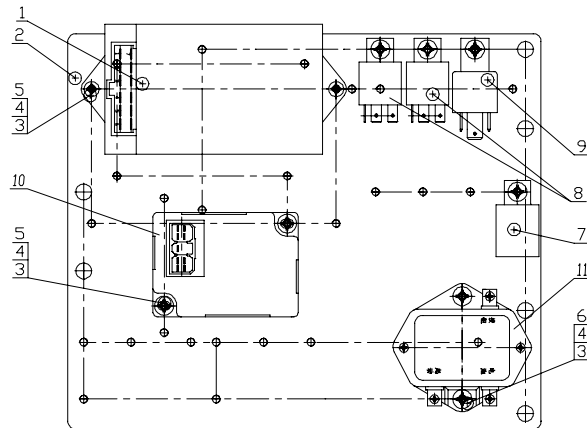
ⓐ CPCD50/60/70-RW41    ⓑ CPCD80/100-RW41



序号 Item	物料码 Code No.	名称 Description	数量 Qty	备注或适用车型 Remarks or Serial No.
A1	GR710-701000-002	电器板总成 Electric board assy	1	
1	H48C2-40601-G00	控制盒 Control box	1	
2	GR501-701001-002	电器安装板 Electric mounting plate	1	
3	G000093-000005-00	垫圈 5 Washer 5	12	
4	G0097P1-000005-00	垫圈 5 Washer 5	12	
5	G000818-005014-00	螺栓 M5×14 Bolt M5×14	2	
6	G000818-005010-00	螺栓 M5×10 Bolt M5×10	10	
7	GR501-701200-000	闪光器 Flasher	1	
8	SC603-701001-000	继电器 Relay	2	
9	1825503250	预热定时器 Preheating timer	1	发动机配 Supply by engine
10	5825500300	停止继电器 Stop relay	2	发动机配 Supply by engine
11	8942580140	预热继电器 Preheating relay	1	发动机配 Supply by engine
12	1825530391	起动继电器 Start relay	1	发动机配 Supply by engine

图 VI-6 电器板总成  
Fig. VI-6 Electric board assy

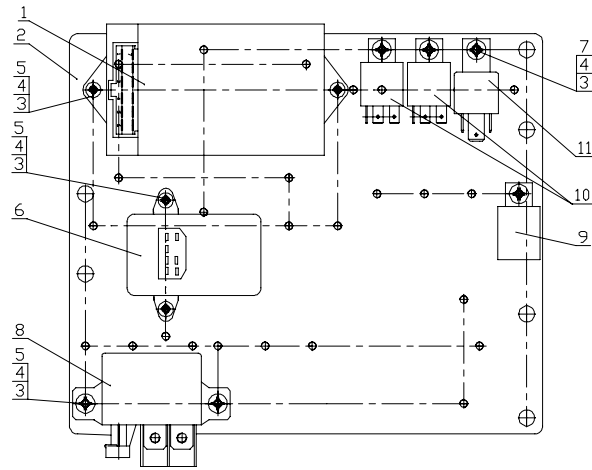
Ⓟ CPCD50/60/70-RG41



序号 Item	物料码 Code No.	名称 Description	数量 Qty	备注或适用车型 Remarks or Serial No.
A1	GR713-701000-002	电器板总成 Electric board assy	1	
1	H48C2-40601-G00	控制盒 Control box	1	
2	GR501-701001-002	电器安装板 Electric mounting plate	1	
3	G000093-000005-00	垫圈 5 Washer 5	12	
4	G0097P1-000005-00	垫圈 5 Washer 5	12	
5	G000818-005014-00	螺栓 M5×14 Bolt M5×14	6	
6	G000818-005010-00	螺栓 M5×10 Bolt M5×10	6	
7	GR501-701200-000	闪光器 Flasher	1	
8	SC603-701001-000	继电器 Relay	2	
9	GA1001-700010-000	起动继电器 Start relay	1	
10	G3208-3900011	预热定时器 Preheating timer	1	发动机配 Supply by engine
11	JN3A-G00	预热继电器 Preheating relay	1	发动机配 Supply by engine

图 VI-7 电器板总成  
Fig. VI-7 Electric board assy

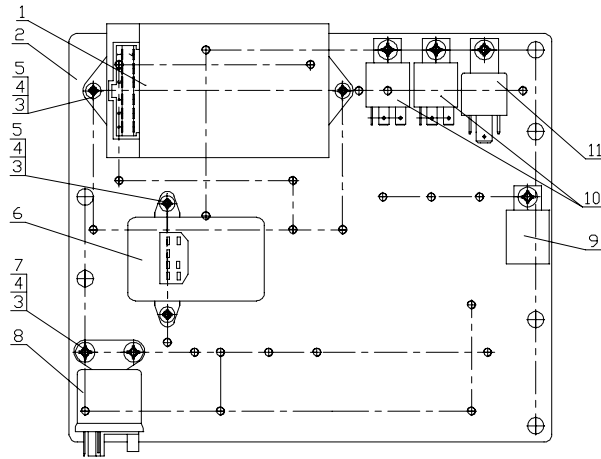
Ⓔ CPCD80/100-RG17 Ⓚ CPCD80/100-RG25



序号 Item	物料码 Code No.	名称 Description	数量 Qty	备注或适用车型 Remarks or Serial No.
A1	GR1004-701000-002	电器板总成 Electric board assy	1	Ⓚ
A2	GR1005-701000-002	电器板总成 Electric board assy	1	Ⓔ
1	H48C2-40601-G00	控制盒 Control box	1	
2	GR501-701001-002	电器安装板 Electric mounting plate	1	
3	G000093-000005-00	垫圈 5 Washer 5	10	
4	G0097P1-000005-00	垫圈 5 Washer 5	10	
5	G000818-005014-00	螺栓 M5×14 Bolt M5×14	6	
6	AS750-700020-000	预热定时器 Preheating timer	1	
7	G000818-005010-00	螺栓 M5×10 Bolt M5×10	4	
8	AS750-700010-000	预热继电器 Preheating relay	1	A1
8	1393315-8-G00	预热继电器 Preheating relay	1	A2
9	GR501-701200-000	闪光器 Flasher	1	
10	SC603-701001-000	继电器 Relay	2	
11	GA1001-700010-000	起动继电器 Start relay	1	

图 VI-8 电器板总成  
Fig. VI-8 Electric board assy

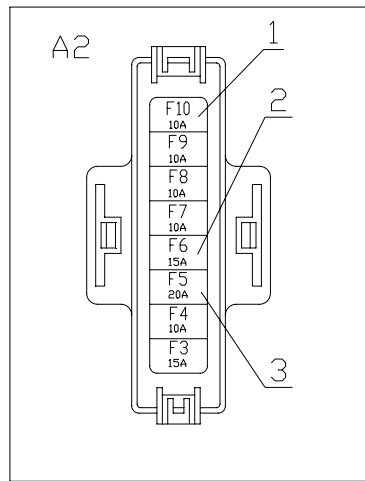
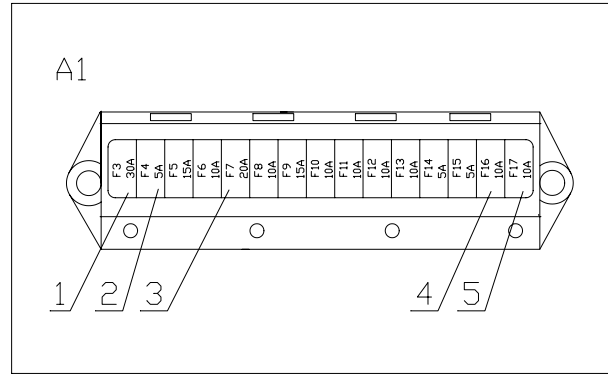
① CPCD80/100-RG36



序号 Item	物料码 Code No.	名称 Description	数量 Qty	备注或适用车型 Remarks or Serial No.
A1	GR1006-701000-002	电器板总成 Electric board assy	1	
1	H48C2-40601-G00	控制盒 Control box	1	
2	GR501-701001-002	电器安装板 Electric mounting plate	1	
3	G000093-000005-00	垫圈 5 Washer 5	10	
4	G0097P1-000005-00	垫圈 5 Washer 5	10	
5	G000818-005014-00	螺栓 M5×14 Bolt M5×14	4	
6	AS750-700020-000	预热定时器 Preheating timer	1	
7	G000818-005010-00	螺栓 M5×10 Bolt M5×10	6	
8	JD295-G00	预热继电器 Preheating relay	1	
9	GR501-701200-000	闪光器 Flasher	1	
10	SC603-701001-000	继电器 Relay	2	
11	GA1001-700010-000	起动继电器 Start relay	1	

图VII 保险丝盒  
Fig.VII Fuse box

全部车型  
All models of truck



序号 Item	物料码 Code No.	名称 Description	数量 Qty	备注或适用车型 Remarks or Serial No.
A1	GR502-704002-002	保险丝盒 Fuse box	1	
1	0257030-FUSE	30A 保险丝 30A Fuse	1	LITTELFUSE
2	0257005-FUSE	5A 保险丝 5A Fuse	3	LITTELFUSE
3	0257020-FUSE	20A 保险丝 20A Fuse	1	LITTELFUSE
4	0257015-FUSE	15A 保险丝 15A Fuse	2	LITTELFUSE
5	0257010-FUSE	10A 保险丝 10A Fuse	8	LITTELFUSE
A2	GR501-704000-002	保险丝盒 Fuse box	1	
1	0257010-FUSE	10A 保险丝 10A Fuse	5	LITTELFUSE
2	0257015-FUSE	15A 保险丝 15A Fuse	2	LITTELFUSE
3	0257020-FUSE	20A 保险丝 20A Fuse	1	LITTELFUSE





图 1 电气系统  
Fig.1 Electrical system

Ⓐ CPCD50/60/70-RG16 Ⓥ CPCD50/60/70-RG16-J

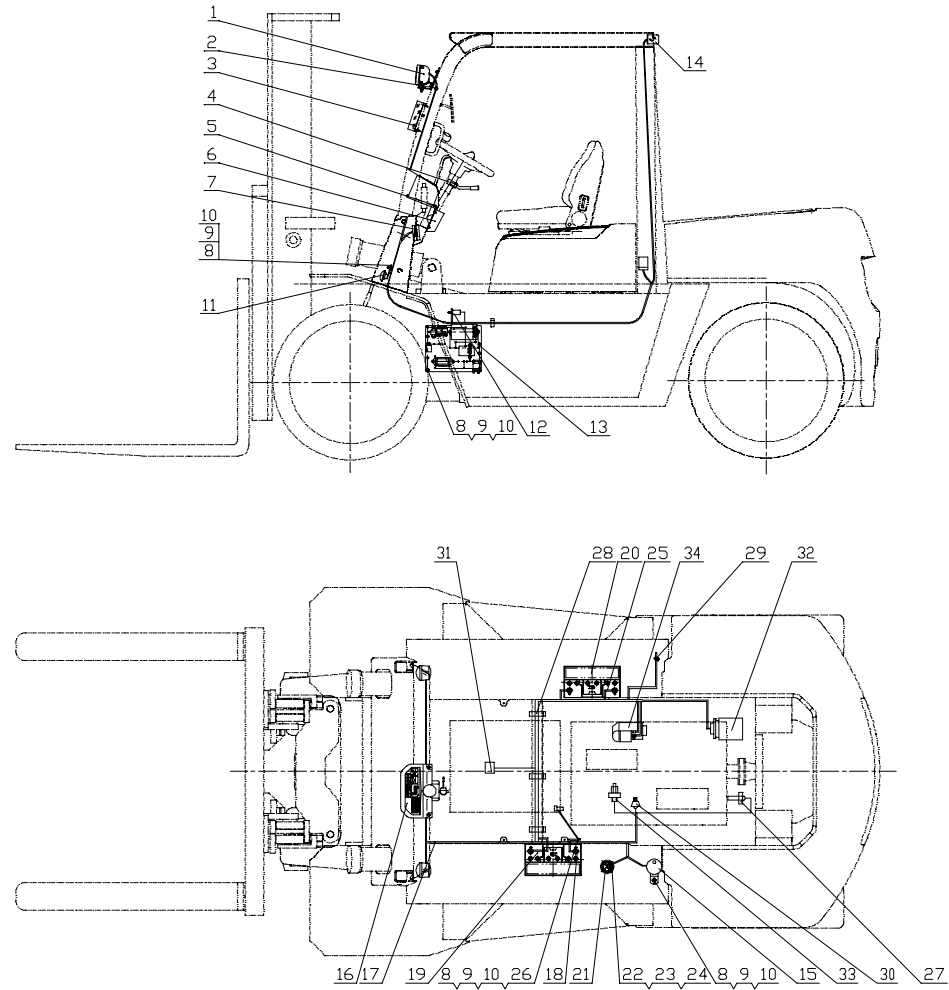


图 1 电气系统  
Fig.1 Electrical system

Ⓐ CPCD50/60/70-RG16 Ⓥ CPCD50/60/70-RG16-J

序号 Item	物料码 Code No.	名称 Description	数量 Qty	备注或适用车型 Remarks or Serial No.
1	GR501-740000-000	前大灯总成 Front lamp-assy,head	2	见图 IV See Fig.IV
2	N163-700002-000	前灯线护套 Front lamp wire sheath	2	
3	GR501-730000-002	前小灯总成 Front lamp-assy, side	1	见图 IV See Fig.IV
4	GR501-703000-000	组合开关总成 Combination switch assy	1	见图 II -1 See Fig. II -1
5	N163-420100-000	螺钉组件 Screw components	7	
6	N163-700001-000	仪表板围板 Dashboard panels	1	
7	GR501-704000-002	保险丝盒 Fuse box	1	见图 VII See Fig.VII
8	G005783-008016-00	螺栓M8×16 Bolt M8×16	6	
9	G000093-000008-00	垫圈 8 Washer 8	6	
10	G0097P1-000008-00	垫圈 8 Washer 8	6	
11	R450-700200-000	喇叭 Horn	1	见图III See Fig.III
12	N163-700600-000	制动灯开关 Brake lamp switch	1	
13	GR501-701000-002	电器板总成 Electric board assy	1	Ⓐ 见图VI-1 Ⓐ See Fig.VI-1
-	GR511-701000-000	电器板总成 Electric board assy	1	Ⓥ 见图VI-1 Ⓥ See Fig.VI-1
14	GR501-750000-002	后灯总成 Rear lamps assy	1	见图 V See Fig. V

见上图  
See previous fig.

图 1 电气系统  
Fig.1 Electrical system

Ⓐ CPCD50/60/70-RG16 Ⓥ CPCD50/60/70-RG16-J

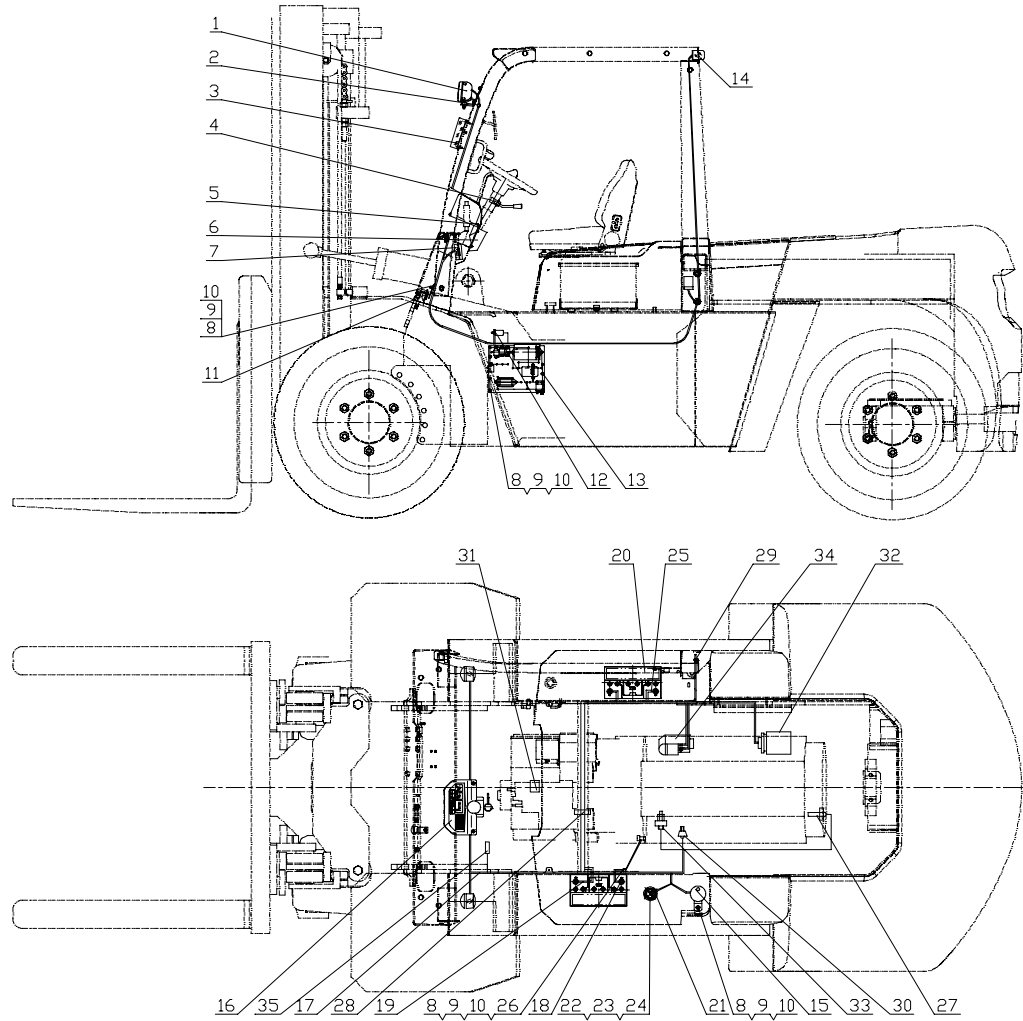
序号 Item	物料码 Code No.	名称 Description	数量 Qty	备注或适用车型 Remarks or Serial No.
15	DJB-24B-G00	倒车报警器 Buzzer,back	1	
16	GR501-720000-001	仪表板总成 Instrument assy	1	见图 I -1 See Fig. I -1
17	GR501-710000-002	车身主线束 Main wire-harness	1	
18	GR502-700400-002	蓄电池负极引线 Cable, battery(-)	1	
19	GR1001-700300-002	蓄电池串联电线 cable, Battery(+)--battery(-)	1	
20	R960-700002-000	少维护蓄电池 Battery,low-maintenance	2	12V 90Ah
21	R450-700100-000	油量传感器 Fuel sensor	1	
22	G0097P1-000006-00	垫圈 5 Washer 5	5	
23	G000093-000005-00	垫圈 5 Washer 5	5	
24	G000067-005012-00	螺钉 M5×12 Screw M5×12	5	
25	GR501-700100-002	蓄电池正极引线 Cable, battery(+)	1	
26	R960-700300-000	起动机接地线 Ground wire,starter	1	
27	GR501-700002-000	水温传感器 Water temp sensor	1	
28	1F250-380900-000	捆线带 Ties	22	长 230 毫米 Length 230mm
29	XF250-700001-000	捆线带 Ties	2	长 145 毫米 Length 145mm

见上图  
See previous fig.



图 2 电气系统  
Fig.2 Electrical system

ⓑ CPCD80/100-RG16



**图 2 电气系统**  
**Fig.2 Electrical system**

ⓑ CPCD80/100-RG16

序号 Item	物料码 Code No.	名称 Description	数量 Qty	备注或适用车型 Remarks or Serial No.
1	GR501-740000-000	前大灯总成 Front lamp-assy,head	2	见图 IV See Fig.IV
2	N163-700002-000	前灯线护套 Front lamp wire sheath	2	
3	GR501-730000-002	前小灯总成 Front lamp-assy, side	1	见图 IV See Fig.IV
4	GR501-703000-000	组合开关总成 Combination switch assy	1	见图 II -1 See Fig. II -1
5	N163-420100-000	螺钉组件 Screw components	7	
6	N163-700001-000	仪表板围板 Dashboard panels	1	
7	GR501-704000-002	保险丝盒 Fuse box	1	见图 VII See Fig.VII
8	G005783-008016-00	螺栓M8×16 Bolt M8×16	6	
9	G000093-000008-00	垫圈 8 Washer 8	6	
10	G0097P1-000008-00	垫圈 8 Washer 8	6	
11	R450-700200-000	喇叭 Horn	1	见图III See Fig.III
12	N163-700600-000	制动灯开关 Brake lamp switch	1	
13	GR501-701000-002	电器板总成 Electric board assy	1	见图VI-1 See Fig.VI-1
14	GR1001-750000-002	后灯总成 Rear lamps assy	1	见图 V See Fig. V
15	DJB-24B-G00	倒车报警器 Buzzer,back	1	

见上图  
See previous fig.

图 2 电气系统  
Fig.2 Electrical system

ⓑ CPCD80/100-RG16

序号 Item	物料码 Code No.	名称 Description	数量 Qty	备注或适用车型 Remarks or Serial No.
16	GR501-720000-001	仪表板总成 Instrument assy	1	见图 I -1 See Fig. I -1
17	GR1001-710000-002	车身主线束 Main wire-harness	1	
18	GR502-700400-002	蓄电池负极引线 Cable, battery(-)	1	
19	GR1001-700300-002	蓄电池串联电线 Cable, battery(+)--battery(-)	1	
20	R960-700002-000	少维护蓄电池 Battery,low-maintenance	2	12V 90Ah
21	GR1001-700100-000	油量传感器 Fuel sensor	1	
22	G0097P1-000006-00	垫圈 5 Washer 5	5	
23	G000093-000005-00	垫圈 5 Washer 5	5	
24	G000067-005012-00	螺钉 M5×12 Screw M5×12	5	
25	GR501-700100-002	蓄电池正极引线 Cable, battery(+)	1	
26	GR501-700300-000	起动机接地线 Ground wire,starter	1	
27	GR501-700002-000	水温传感器 Water temp sensor	1	
28	1F250-380900-000	捆线带 Ties	22	长 230 毫米 Length 230mm
29	XF250-700001-000	捆线带 Ties	2	长 145 毫米 Length 145mm
30	NO PART NO.	油压报警器 Oil pressure warner	1	发动机配套 Supply by engine

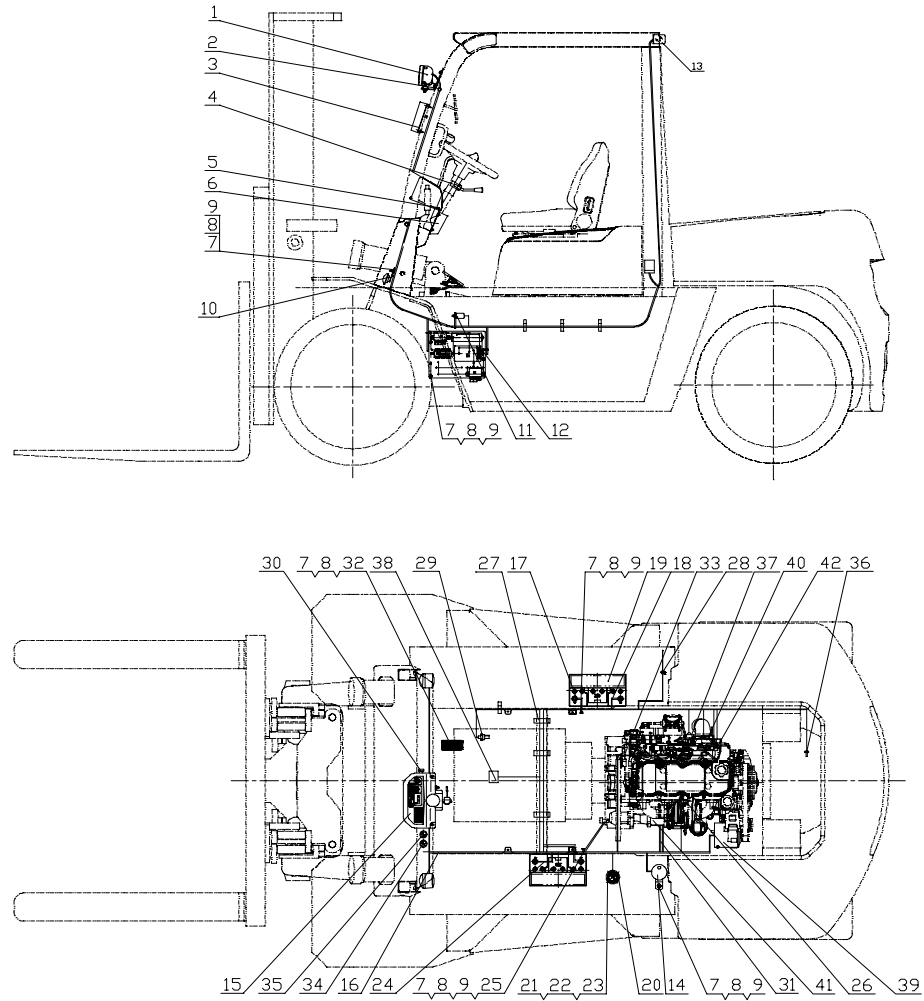
见上图  
See previous fig.





图3 电气系统  
Fig.3 Electrical system

© CPCD50/60/70-RW28



**图 3 电气系统**  
**Fig.3 Electrical system**

© CPCD50/60/70-RW28

序号 Item	物料码 Code No.	名称 Description	数量 Qty	备注或适用车型 Remarks or Serial No.
1	GR501-740000-000	前大灯总成 Front lamp-assy,head	2	见图 IV See Fig.IV
2	N163-700002-000	前灯线护套 Front lamp wire sheath	2	
3	GR501-730000-002	前小灯总成 Front lamp-assy, side	1	见图 IV See Fig.IV
4	GR501-703000-000	组合开关总成 Combination switch assy	1	见图 II -1 See Fig. II -1
5	N163-420100-000	螺钉组件 Screw components	7	
6	N163-700001-000	仪表板围板 Dashboard panels	1	
7	G005783-008016-00	螺栓M8×16 Bolt M8×16	10	
8	G000093-000008-00	垫圈 8 Washer 8	10	
9	G0097P1-000008-00	垫圈 8 Washer 8	7	
10	R450-700200-000	喇叭 Horn	1	见图III See Fig.III
11	N163-700600-000	制动灯开关 Brake lamp switch	1	
12	GR502-704000-002	电器板总成 Electric board assy	1	见图VI-2 See Fig.VI-2
13	GR501-750000-002	后灯总成 Rear lamps assy	1	见图 V See Fig. V
14	DJB-24B-G00	倒车报警器 Buzzer,back	1	
15	GR502-720000-001	仪表板总成 Instrument assy	1	见图 I -2 See Fig. I -2

见上图  
See previous fig.

**图 3 电气系统**  
**Fig.3 Electrical system**

© CPCD50/60/70-RW28

序号 Item	物料码 Code No.	名称 Description	数量 Qty	备注或适用车型 Remarks or Serial No.
16	GR502-710000-002	车身主线束 Main wire-harness	1	
17	GR502-700400-002	蓄电池负极引线 Cable, battery(-)	1	
18	GR502-700300-002	蓄电池串联电线 Cable, battery(+)--battery(-)	1	
19	R960-700002-000	少维护蓄电池 Battery,low-maintenance	2	12V 90Ah
20	R450-700100-000	油量传感器 Fuel sensor	1	
21	G0097P1-000006-00	垫圈 5 Washer 5	5	
22	G000093-000005-00	垫圈 5 Washer 5	5	
23	G000067-005012-00	螺钉M5×12 Screw M5×12	5	
24	GR502-700100-002	蓄电池正极引线 Cable, battery(+)	1	
25	GR502-700500-002	起动机接地线 Ground wire,starter	1	
26	GR502-700001-000	水温传感器 Water temp sensor	1	
27	1F250-380900-000	捆线带 Ties	22	长 230 毫米 Length 230mm
28	XF250-700001-000	捆线带 Ties	2	长 145 毫米 Length 145mm
29	SC601-700009-001	油温报警器 Oil temp alarm	1	
30	ED250B-1-G00	紧急断电开 Emergency power off switch	1	

见上图  
See previous fig.

**图3 电气系统**  
**Fig.3 Electrical system**

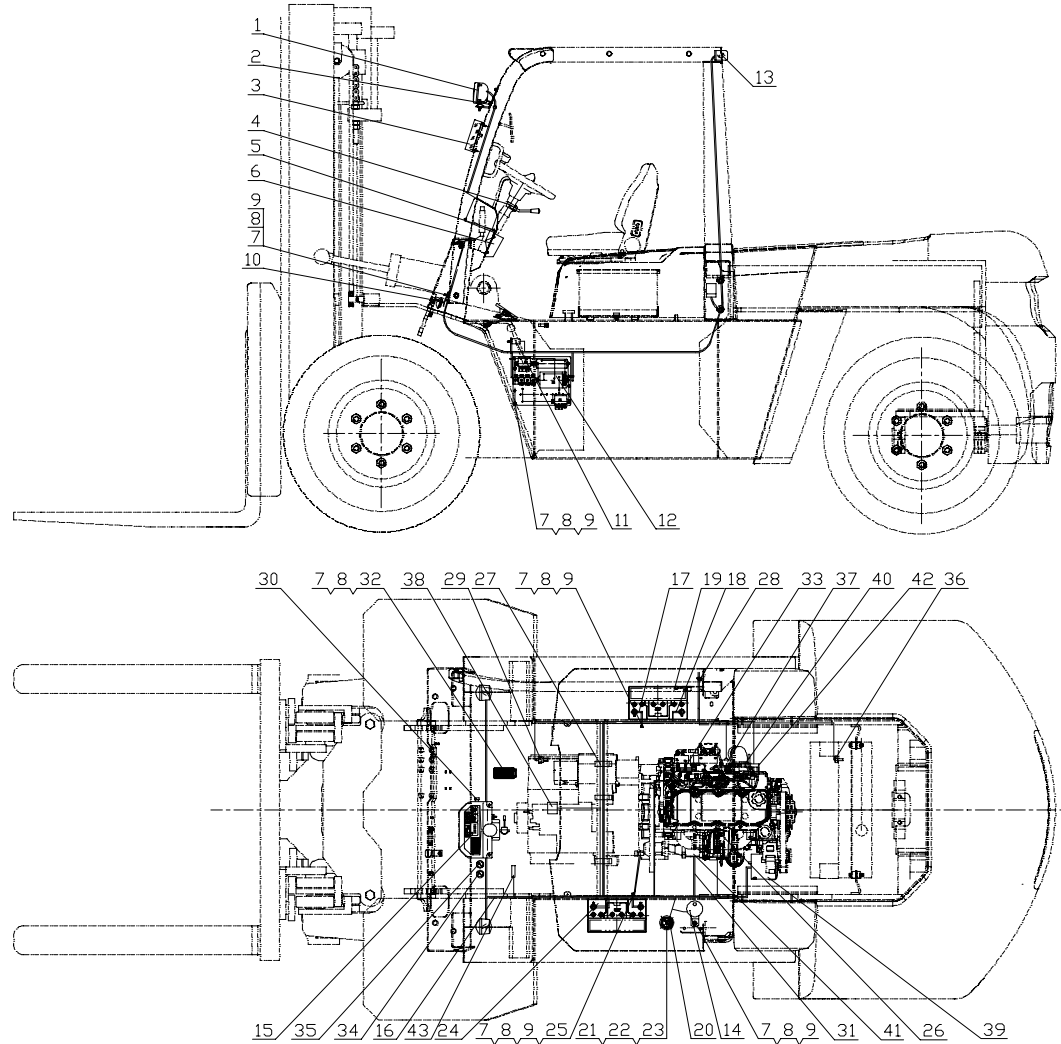
© CPCD50/60/70-RW28

序号 Item	物料码 Code No.	名称 Description	数量 Qty	备注或适用车型 Remarks or Serial No.
31	GR502-700200-002	电源开关接起动线 Cable, power switch to starter	1	
32	350826-G00	油门踏板 Acceleration pedal	1	
33	GR502-730000-002	预热线束 Cable,preheater	1	
34	GR502-700003-000	故障检测开关 Fault detector switch	1	
35	GR502-700004-000	故障检测上下选择开关 Fault detector select switch	1	
36	XB450-700003-000	水位传感器 Water-level sensor	1	
37	NO PART NO.	油压报警器 Oil pressure warner	1	发动机配套 Supply by engine
38	NO PART NO.	电磁阀 Electromagnetic reversing valves	2	变速箱配 Supply by transmission box
39	EE9247	发电机 Alternator	1	发动机配 Supply by engine
40	AH9160	预热器 Preheater	1	发动机配 Supply by engine
41	ST9491	起动机 Starter	1	发动机配套 Supply by engine
42	NO PART NO.	ECU 控制器 ECU control box	1	发动机配套 Supply by engine

见上图  
See previous fig.

图4 电气系统  
Fig.4 Electrical system

© CPCD80/100-RW28



**图 4 电气系统**  
**Fig.4 Electrical system**

© CPCD80/100-RW28

序号 Item	物料码 Code No.	名称 Description	数量 Qty	备注或适用车型 Remarks or Serial No.
1	GR501-740000-000	前大灯总成 Front lamp-assy,head	2	见图 IV See Fig.IV
2	N163-700002-000	前灯线护套 Front lamp wire sheath	2	
3	GR501-730000-002	前小灯总成 Front lamp-assy, side	1	见图 IV See Fig.IV
4	GR501-703000-000	组合开关总成 Combination switch assy	1	见图 II -1 See Fig. II -1
5	N163-420100-000	螺钉组件 Screw components	7	
6	N163-700001-000	仪表板围板 Dashboard panels	1	
7	G005783-008016-00	螺栓M8×16 Bolt M8×16	10	
8	G000093-000008-00	垫圈 8 Washer 8	10	
9	G0097P1-000008-00	垫圈 8 Washer 8	7	
10	R450-700200-000	喇叭 Horn	1	见图III See Fig.III
11	N163-700600-000	制动灯开关 Brake lamp switch	1	
12	GR502-704000-002	电器板总成 Electric board assy	1	见图VI-2 See Fig.VI-2
13	GR1001-750000-002	后灯总成 Rear lamps assy	1	见图 V See Fig. V
14	DJB-24B-G00	倒车报警器 Buzzer,back	1	
15	GR502-720000-001	仪表板总成 Instrument assy	1	见图 I -2 See Fig. I -2

见上图  
See previous fig.

图 4 电气系统  
Fig.4 Electrical system

© CPCD80/100-RW28

序号 Item	物料码 Code No.	名称 Description	数量 Qty	备注或适用车型 Remarks or Serial No.
16	GR1002-710000-002	车身主线束 Main wire-harness	1	
17	GR502-700400-002	蓄电池负极引线 Cable, battery(-)	1	
18	GR502-700300-002	蓄电池串联电线 Cable, battery(+)--battery(-)	1	
19	R960-700002-000	少维护蓄电池 Battery,low-maintenance	2	12V 90Ah
20	GR1001-700100-000	油量传感器 Fuel sensor	1	
21	G0097P1-000006-00	垫圈 5 Washer 5	5	
22	G000093-000005-00	垫圈 5 Washer 5	5	
23	G000067-005012-00	螺钉M5×12 Screw M5×12	5	
24	GR502-700100-002	蓄电池正极引线 Cable, battery(+)	1	
25	GR1002-700500-002	起动机接地线 Ground wire,starter	1	
26	GR502-700001-000	水温传感器 Water temp sensor	1	
27	1F250-380900-000	捆线带 Ties	22	长 230 毫米 Length 230mm
28	XF250-700001-000	捆线带 Ties	2	长 145 毫米 Length 145mm
29	SC601-700009-001	油温报警器 Oil temp alarm	1	
30	ED250B-1-G00	紧急断电开 Emergency power off switch	1	

见上图  
See previous fig.

图4 电气系统  
Fig.4 Electrical system

© CPCD80/100-RW28

序号 Item	物料码 Code No.	名称 Description	数量 Qty	备注或适用车型 Remarks or Serial No.
31	GR1002-700200-002	电源开关接起动线 Cable, power switch to starter	1	
32	350826-G00	油门踏板 Acceleration pedal	1	
33	GR1002-730000-002	预热线束 Cable,preheater	1	
34	GR502-700003-000	故障检测开关 Fault detector switch	1	
35	GR502-700004-000	故障检测上下选择开关 Fault detector select switch	1	
36	XB450-700003-000	水位传感器 Water-level sensor	1	
37	NO PART NO.	油压报警器 Oil pressure warner	1	发动机配套 Supply by engine
38	NO PART NO.	电磁阀 Electromagnetic reversing valves	2	变速箱配 Supply by transmission box
39	EE9247	发电机 Alternator	1	发动机配 Supply by engine
40	AH9160	预热器 Preheater	1	发动机配 Supply by engine
41	ST9491	起动机 Starter	1	发动机配套 Supply by engine
42	NO PART NO.	ECU 控制器 ECU control box	1	发动机配套 Supply by engine
43	NO PART NO.	蓄能器开关 Accumulator switch	1	蓄能器配 Supply by energy accumulator

见上图  
See previous fig.



图5 电气系统  
Fig.5 Electrical system

© CPCD80/100-RG17

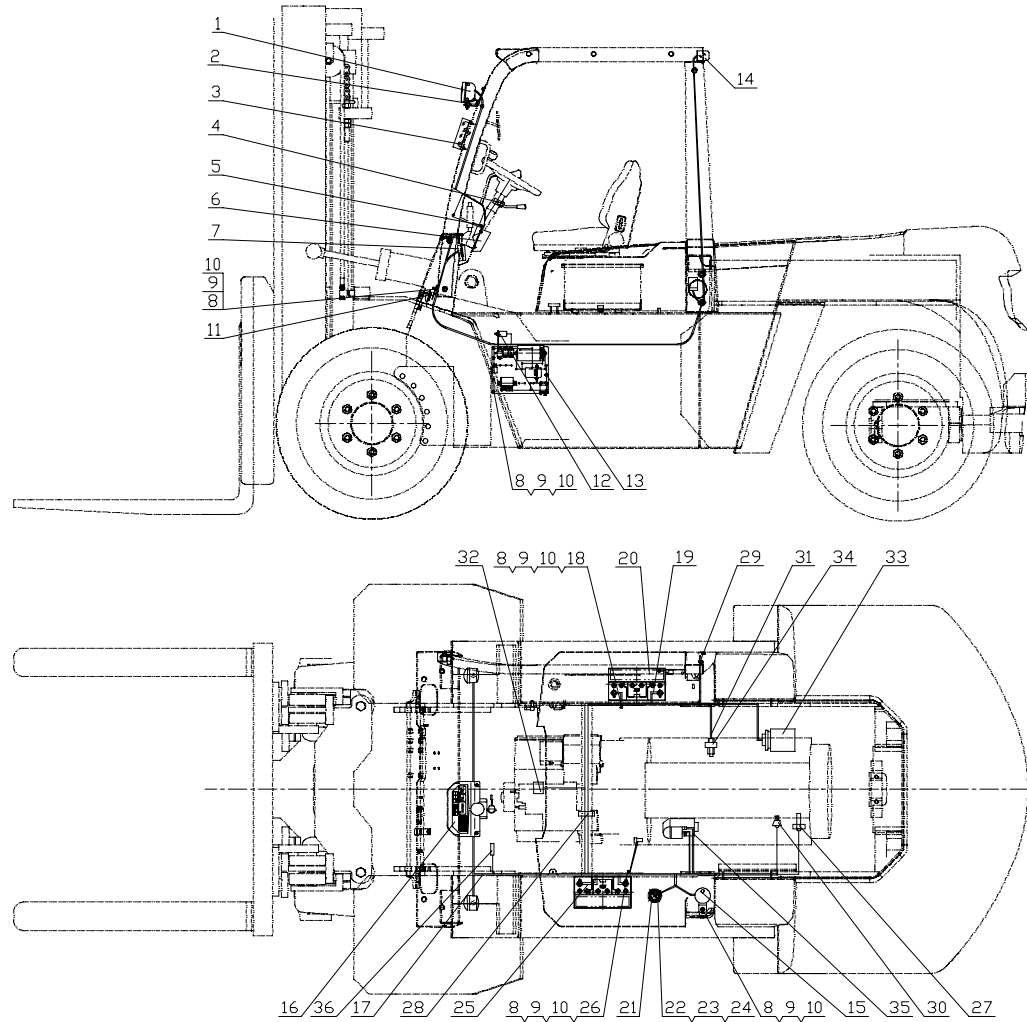


图5 电气系统  
Fig.5 Electrical system

© CPCD80/100-RG17

序号 Item	物料码 Code No.	名称 Description	数量 Qty	备注或适用车型 Remarks or Serial No.
1	GR501-740000-000	前大灯总成 Front lamp-assy,head	2	见图 IV See Fig.IV
2	N163-700002-000	前灯线护套 Front lamp wire sheath	2	
3	GR501-730000-002	前小灯总成 Front lamp-assy, side	1	见图 IV See Fig.IV
4	GR501-703000-000	组合开关总成 Combination switch assy	1	见图 II -1 See Fig. II -1
5	N163-420100-000	螺钉组件 Screw components	7	
6	N163-700001-000	仪表板围板 Dashboard panels	1	
7	GR501-704000-002	保险丝盒 Fuse box	1	见图 VII See Fig.VII
8	G005783-008016-00	螺栓M8×16 Bolt M8×16	7	
9	G000093-000008-00	垫圈 8 Washer 8	7	
10	G0097P1-000008-00	垫圈 8 Washer 8	7	
11	R450-700200-000	喇叭 Horn	1	见图III See Fig.III
12	N163-700600-000	制动灯开关 Brake lamp switch	1	
13	GR1005-701000-002	电器板总成 Electric board assy	1	见图VI-7 See Fig.VI-7
14	GR1001-750000-002	后灯总成 Rear lamps assy	1	见图 V See Fig. V
15	DJB-24B-G00	倒车报警器 Buzzer,back	1	

见上图  
See previous fig.

图 5 电气系统  
Fig.5 Electrical system

© CPCD80/100-RG17

序号 Item	物料码 Code No.	名称 Description	数量 Qty	备注或适用车型 Remarks or Serial No.
16	GR501-720000-001	仪表板总成 Instrument assy	1	见图 I -1 See Fig. I -1
17	GR1005-710000-002	车身主线束 Main wire-harness	1	
18	GR502-700400-002	蓄电池负极引线 Cable, battery(-)	1	
19	GR502-700300-002	蓄电池串联电线 Cable, battery(+)--battery(-)	1	
20	R960-700002-000	少维护蓄电池 Battery,low-maintenance	2	12V 90Ah
21	GR1001-700100-000	油量传感器 Fuel sensor	1	
22	G0097P1-000006-00	垫圈 5 Washer 5	5	
23	G000093-000005-00	垫圈 5 Washer 5	5	
24	G000067-005012-00	螺钉 M5×12 Screw M5×12	5	
25	GR504-700100-002	蓄电池正极引线 Cable, battery(+)	1	
26	GR501-700300-000	起动机接地线 Ground wire,starter	1	
27	GR713-700001-000	水温传感器 Water temp sensor	1	
28	1F250-380900-000	捆线带 Ties	22	长 230 毫米 Length 230mm
29	XF250-700001-000	捆线带 Ties	2	长 145 毫米 Length 145mm
30	GR504-700002-000	油压报警器 Oil pressure warner	1	发动机配套 Supply by engine

见上图  
See previous fig.

图5 电气系统  
Fig.5 Electrical system

© CPCD80/100-RG17

序号 Item	物料码 Code No.	名称 Description	数量 Qty	备注或适用车型 Remarks or Serial No.
31	GR1005-730000-002	预热线束 Cable,preheater	1	
32	NO PART NO.	电磁阀 Electromagnetic reversing valves	2	变速箱配 Supply by transmission box
33	B7713-37010101A	发电机 Alternator	1	发动机配 Supply by engine
34	NO PART NO.	预热器 Preheater	1	发动机配 Supply by engine
35	A7000-3708010A	起动机 Starter	1	发动机配套 Supply by engine
36	NO PART NO.	蓄能器开关 Accumulator switch	1	蓄能器配 Supply by energy accumulator

见上图  
See previous fig.

图6 电气系统  
Fig.6 Electrical system

Ⓕ CPCD50/60/70-RG24

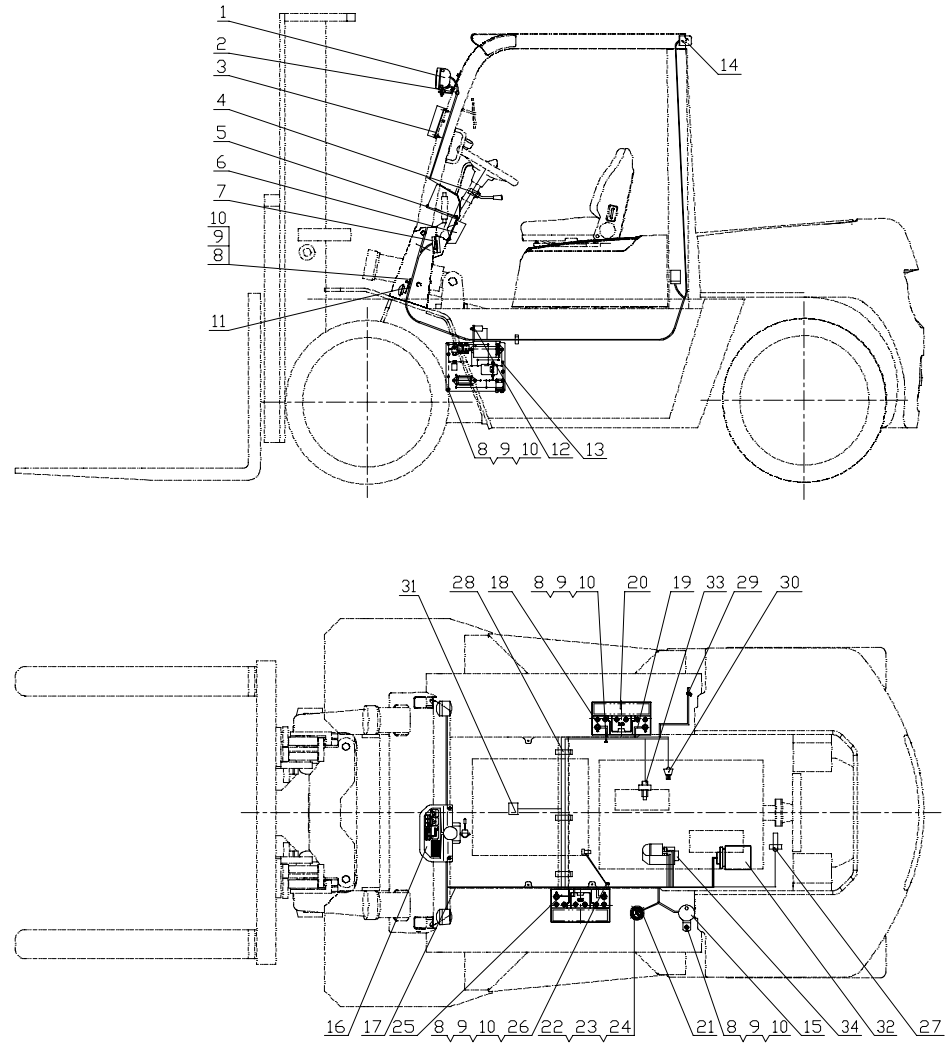


图6 电气系统  
Fig.6 Electrical system

Ⓕ CPCD50/60/70-RG24

序号 Item	物料码 Code No.	名称 Description	数量 Qty	备注或适用车型 Remarks or Serial No.
1	GR501-740000-000	前大灯总成 Front lamp-assy,head	2	见图 IV See Fig.IV
2	N163-700002-000	前灯线护套 Front lamp wire sheath	2	
3	GR501-730000-002	前小灯总成 Front lamp-assy, side	1	见图 IV See Fig.IV
4	GR501-703000-000	组合开关总成 Combination switch assy	1	见图 II -1 See Fig. II -1
5	N163-420100-000	螺钉组件 Screw components	7	
6	N163-700001-000	仪表板围板 Dashboard panels	1	
7	GR501-704000-002	保险丝盒 Fuse box	1	见图 VII See Fig.VII
8	G005783-008016-00	螺栓M8×16 Bolt M8×16	7	
9	G000093-000008-00	垫圈 8 Washer 8	7	
10	G0097P1-000008-00	垫圈 8 Washer 8	7	
11	R450-700200-000	喇叭 Horn	1	见图III See Fig.III
12	N163-700600-000	制动灯开关 Brake lamp switch	1	
13	GR501-701000-002	电器板总成 Electric board assy	1	见图VI-1 See Fig.VI-1
14	GR501-750000-002	后灯总成 Rear lamps assy	1	见图 V See Fig. V
15	DJB-24B-G00	倒车报警器 Buzzer,back	1	

见上图  
See previous fig.

图 6 电气系统  
Fig.6 Electrical system

Ⓕ CPCD50/60/70-RG24

序号 Item	物料码 Code No.	名称 Description	数量 Qty	备注或适用车型 Remarks or Serial No.
16	GR501-720000-001	仪表板总成 Instrument assy	1	见图 I -1 See Fig. I -1
17	GR504-710000-002	车身主线束 Main wire-harness	1	
18	GR502-700400-002	蓄电池负极引线 Cable, battery(-)	1	
19	50W-801000	蓄电池串联电线 Cable, battery(+)--battery(-)	1	
20	R960-700002-000	少维护蓄电池 Battery,low-maintenance	2	12V 90Ah
21	R450-700100-000	油量传感器 Fuel sensor	1	
22	G0097P1-000006-00	垫圈 5 Washer 5	5	
23	G000093-000005-00	垫圈 5 Washer 5	5	
24	G000067-005012-00	螺钉 M5×12 Screw M5×12	5	
25	GR504-700100-002	蓄电池正极引线 Cable, battery(+)	1	
26	R960-700300-000	起动机接地线 Ground wire,starter	1	
27	GR713-700001-000	水温传感器 Water temp sensor	1	
28	1F250-380900-000	捆线带 Ties	22	长 230 毫米 Length 230mm
29	XF250-700001-000	捆线带 Ties	2	长 145 毫米 Length 145mm
30	GR504-700002-000	油压报警器 Oil pressure warner	1	发动机配套 Supply by engine

见上图  
See previous fig.





图7 电气系统  
Fig.7 Electrical system

© CPCD50/60/70-RW14

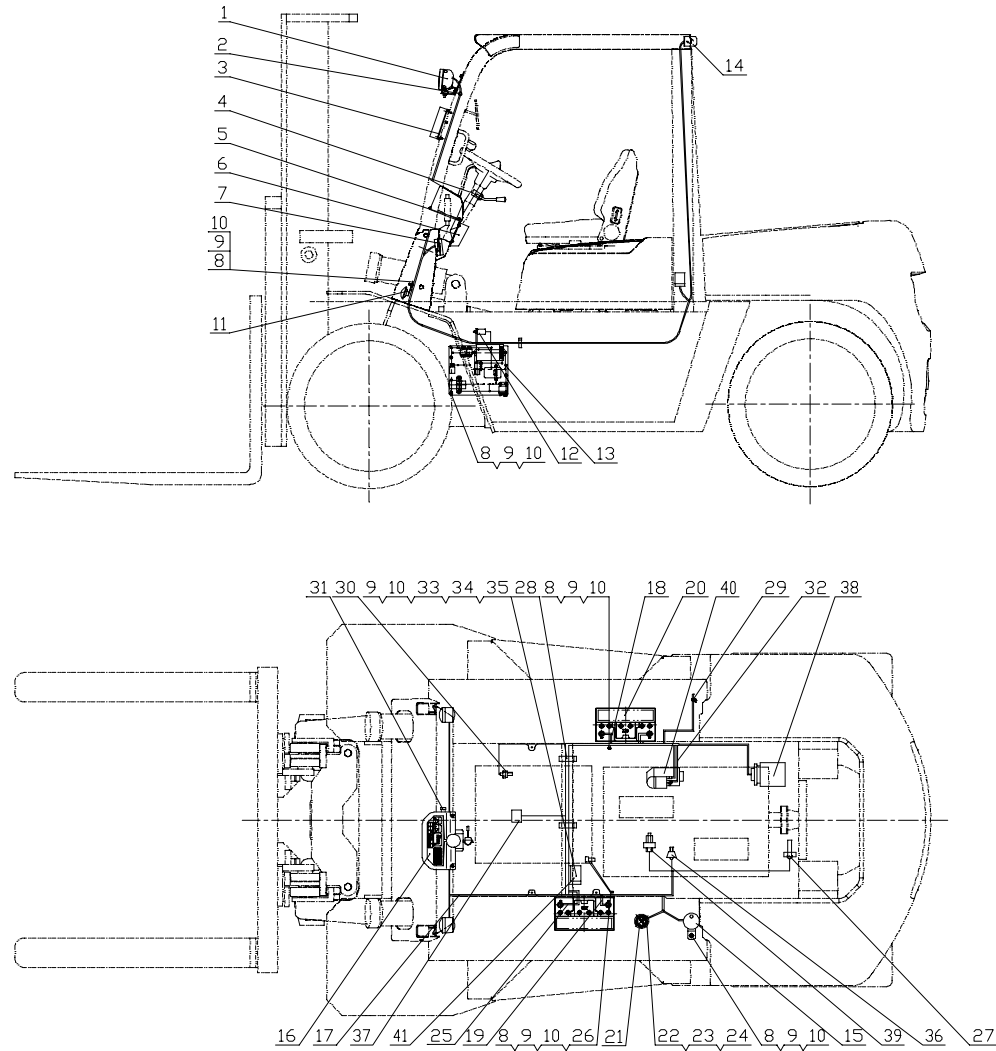


图7 电气系统  
Fig.7 Electrical system

© CPCD50/60/70-RW14

序号 Item	物料码 Code No.	名称 Description	数量 Qty	备注或适用车型 Remarks or Serial No.
1	GR501-740000-000	前大灯总成 Front lamp-assy,head	2	见图 IV See Fig.IV
2	N163-700002-000	前灯线护套 Front lamp wire sheath	2	
3	GR501-730000-002	前小灯总成 Front lamp-assy, side	1	见图 IV See Fig.IV
4	GR501-703000-000	组合开关总成 Combination switch assy	1	见图 II -1 See Fig. II -1
5	N163-420100-000	螺钉组件 Screw components	7	
6	N163-700001-000	仪表板围板 Dashboard panels	1	
7	GR501-704000-002	保险丝盒 Fuse box	1	见图 VII See Fig.VII
8	G005783-008016-00	螺栓M8×16 Bolt M8×16	7	
9	G000093-000008-00	垫圈 8 Washer 8	9	
10	G0097P1-000008-00	垫圈 8 Washer 8	9	
11	R450-700200-000	喇叭 Horn	1	见图III See Fig.III
12	N163-700600-000	制动灯开关 Brake lamp switch	1	
13	GR503-701000-002	电器板总成 Electric board assy	1	见图VI-3 See Fig.VI-3
14	GR501-750000-002	后灯总成 Rear lamps assy	1	见图 V See Fig. V
15	DJB-24B-G00	倒车报警器 Buzzer,back	1	

见上图  
See previous fig.

图7 电气系统  
Fig.7 Electrical system

© CPCD50/60/70-RW14

序号 Item	物料码 Code No.	名称 Description	数量 Qty	备注或适用车型 Remarks or Serial No.
16	GR501-720000-001	仪表板总成 Instrument assy	1	见图 I -1 See Fig. I -1
17	GR503-710000-002	车身主线束 Main wire-harness	1	
18	GR502-700400-002	蓄电池负极引线 Cable, battery(-)	1	
19	GR502-700300-002	蓄电池串联电线 Cable, battery(+)--battery(-)	1	
20	R960-700002-000	少维护蓄电池 Battery,low-maintenance	2	12V 90Ah
21	R450-700100-000	油量传感器 Fuel sensor	1	
22	G0097P1-000006-00	垫圈 5 Washer 5	5	
23	G000093-000005-00	垫圈 5 Washer 5	5	
24	G000067-005012-00	螺钉 M5×12 Screw M5×12	5	
25	GR502-700100-002	蓄电池正极引线 Cable, battery(+)	1	
26	R960-700300-000	起动机接地线 Ground wire,starter	1	
27	GR512-700001-000	水温传感器 Water temp sensor	1	
28	1F250-380900-000	捆线带 Ties	22	长 230 毫米 Length 230mm
29	XF250-700001-000	捆线带 Ties	2	长 145 毫米 Length 145mm
30	SC601-700009-001	油温报警器 Oil temp alarm	1	

见上图  
See previous fig.

图7 电气系统  
Fig.7 Electrical system

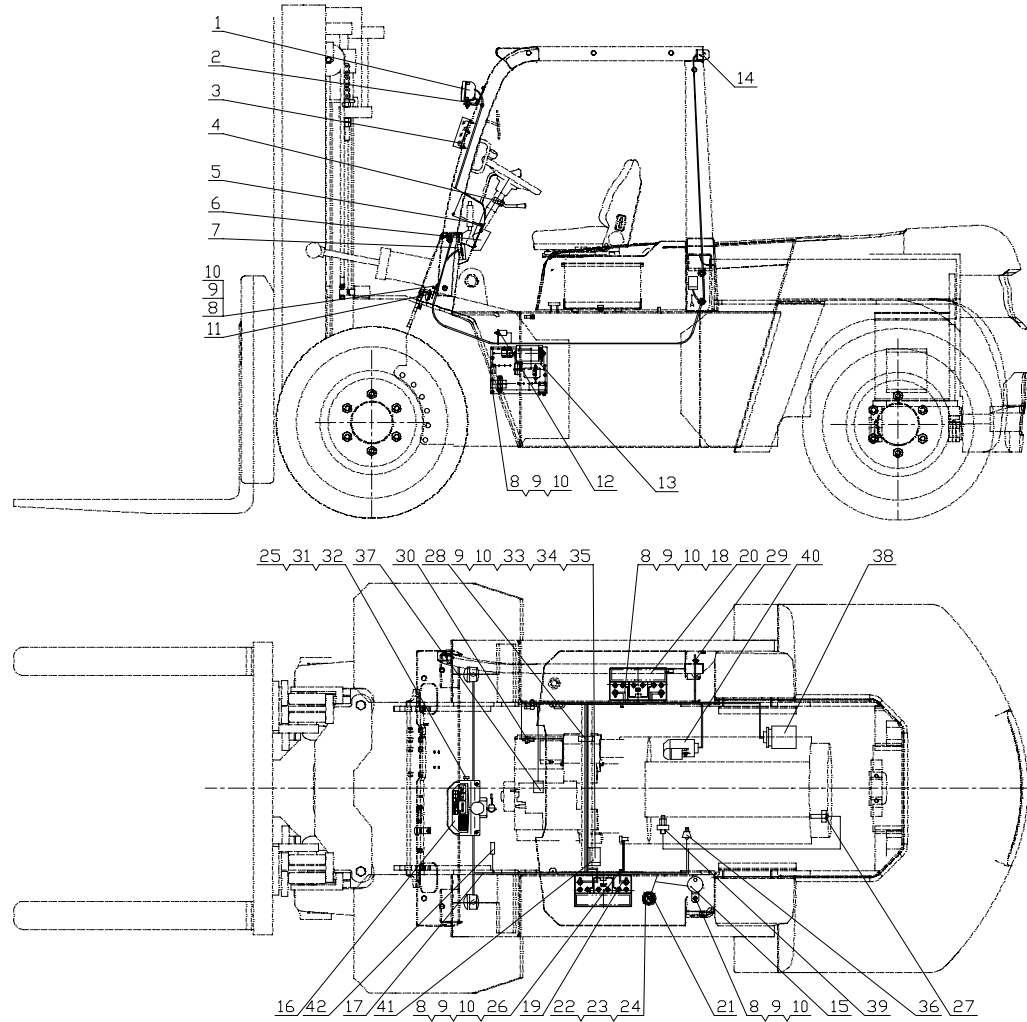
© CPCD50/60/70-RW14

序号 Item	物料码 Code No.	名称 Description	数量 Qty	备注或适用车型 Remarks or Serial No.
31	ED250B-1-G00	紧急断电开 Emergency power off switch	1	
32	GR503-700200-002	电源开关接起动线 Cable, power switch to starter	1	
33	G006170-000008-00	螺母M8 Nut M8	2	
34	G005783-008025-00	螺栓M8×25 Bolt M8×25	2	
35	50DHW14-800001	固定板 Mounted plate	1	
36	5824100122	油压报警器 Oil pressure warner	1	发动机配套 Supply by engine
37	NO PART NO.	电磁阀 Electromagnetic reversing valves	2	变速箱配 Supply by transmission box
38	1812003650	发电机 Alternator	1	发动机配 Supply by engine
39	1825130430	预热器 Preheater	6	发动机配 Supply by engine
40	1811001411	起动机 Starter	1	发动机配套 Supply by engine
41	1819001372	停止马达 Stop motor	1	发动机配套 Supply by engine

见上图  
See previous fig.

图 8 电气系统  
Fig.8 Electrical system

Ⓜ CPCD80/100-RW14



**图 8 电气系统**  
**Fig.8 Electrical system**

④ CPCD80/100-RW14

序号 Item	物料码 Code No.	名称 Description	数量 Qty	备注或适用车型 Remarks or Serial No.
1	GR501-740000-000	前大灯总成 Front lamp-assy,head	2	见图 IV See Fig.IV
2	N163-700002-000	前灯线护套 Front lamp wire sheath	2	
3	GR501-730000-002	前小灯总成 Front lamp-assy, side	1	见图 IV See Fig.IV
4	GR501-703000-000	组合开关总成 Combination switch assy	1	见图 II -1 See Fig. II -1
5	N163-420100-000	螺钉组件 Screw components	7	
6	N163-700001-000	仪表板围板 Dashboard panels	1	
7	GR501-704000-002	保险丝盒 Fuse box	1	见图 VII See Fig.VII
8	G005783-008016-00	螺栓M8×16 Bolt M8×16	7	
9	G000093-000008-00	垫圈 8 Washer 8	9	
10	G0097P1-000008-00	垫圈 8 Washer 8	9	
11	R450-700200-000	喇叭 Horn	1	见图III See Fig.III
12	N163-700600-000	制动灯开关 Brake lamp switch	1	
13	GR503-701000-002	电器板总成 Electric board assy	1	见图VI-3 See Fig.VI-3
14	GR1001-750000-002	后灯总成 Rear lamps assy	1	见图 V See Fig. V
15	DJB-24B-G00	倒车报警器 Buzzer,back	1	

见上图  
See previous fig.

图 8 电气系统  
Fig.8 Electrical system

④ CPCD80/100-RW14

序号 Item	物料码 Code No.	名称 Description	数量 Qty	备注或适用车型 Remarks or Serial No.
16	GR501-720000-001	仪表板总成 Instrument assy	1	见图 I -1 See Fig. I -1
17	GR1003-710000-002	车身主线束 Main wire-harness	1	
18	GR502-700400-002	蓄电池负极引线 Cable, battery(-)	1	
19	GR502-700300-002	蓄电池串联电线 Cable, battery(+)--battery(-)	1	
20	R960-700002-000	少维护蓄电池 Battery,low-maintenance	2	12V 90Ah
21	GR1001-700100-000	油量传感器 Fuel sensor	1	
22	G0097P1-000006-00	垫圈 5 Washer 5	5	
23	G000093-000005-00	垫圈 5 Washer 5	5	
24	G000067-005012-00	螺钉 M5×12 Screw M5×12	5	
25	GR502-700100-002	蓄电池正极引线 Cable, battery(+)	1	
26	R960-700300-000	起动机接地线 Ground wire,starter	1	
27	GR512-700001-000	水温传感器 Water temp sensor	1	
28	1F250-380900-000	捆线带 Ties	22	长 230 毫米 Length 230mm
29	XF250-700001-000	捆线带 Ties	2	长 145 毫米 Length 145mm
30	SC601-700009-001	油温报警器 Oil temp alarm	1	

见上图  
See previous fig.

**图 8 电气系统**  
**Fig.8 Electrical system**

Ⓜ CPCD80/100-RW14

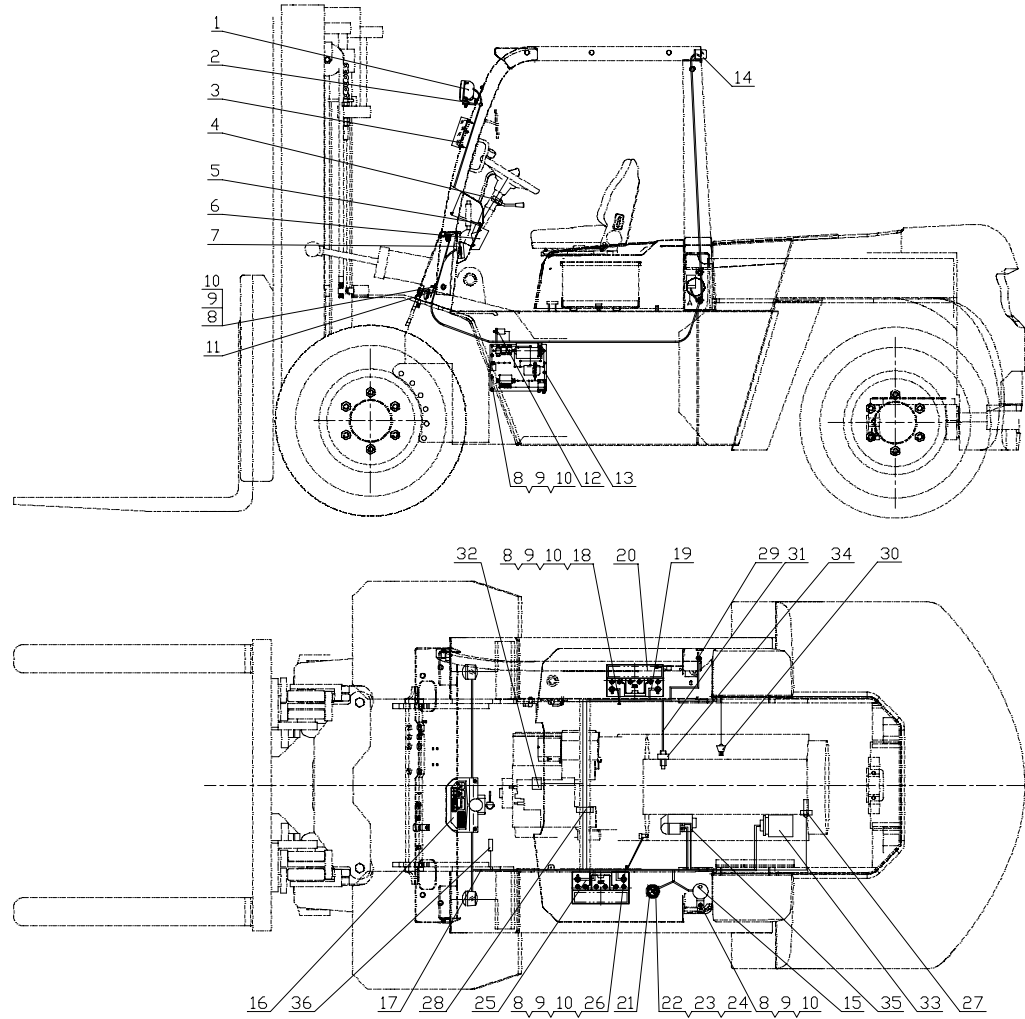
序号 Item	物料码 Code No.	名称 Description	数量 Qty	备注或适用车型 Remarks or Serial No.
31	ED250B-1-G00	紧急断电开 Emergency power off switch	1	
32	GR503-700200-002	电源开关接起动线 Cable, power switch to starter	1	
33	G006170-000008-00	螺母M8 Nut M8	2	
34	G005783-008025-00	螺栓M8×25 Bolt M8×25	2	
35	50DHW14-800001	固定板 Mounted plate	1	
36	5824100122	油压报警器 Oil pressure warner	1	发动机配套 Supply by engine
37	NO PART NO.	电磁阀 Electromagnetic reversing valves	2	变速箱配 Supply by transmission box
38	1812003650	发电机 Alternator	1	发动机配 Supply by engine
39	1825130430	预热器 Preheater	6	发动机配 Supply by engine
40	1811001411	起动机 Starter	1	发动机配套 Supply by engine
41	1819001372	停止马达 Stop motor	1	发动机配套 Supply by engine
42	NO PART NO.	蓄能器开关 Accumulator switch	1	蓄能器配 Supply by energy accumulator

见上图  
See previous fig.



图9 电气系统  
Fig.9 Electrical system

① CPCD80/100-RG25



**图 9 电气系统**  
**Fig.9 Electrical system**

① CPCD80/100-RG25

序号 Item	物料码 Code No.	名称 Description	数量 Qty	备注或适用车型 Remarks or Serial No.
1	GR501-740000-000	前大灯总成 Front lamp-assy,head	2	见图 IV See Fig.IV
2	N163-700002-000	前灯线护套 Front lamp wire sheath	2	
3	GR501-730000-002	前小灯总成 Front lamp-assy, side	1	见图 IV See Fig.IV
4	GR501-703000-000	组合开关总成 Combination switch assy	1	见图 II -1 See Fig. II -1
5	N163-420100-000	螺钉组件 Screw components	7	
6	N163-700001-000	仪表板围板 Dashboard panels	1	
7	GR501-704000-002	保险丝盒 Fuse box	1	见图 VII See Fig.VII
8	G005783-008016-00	螺栓M8×16 Bolt M8×16	6	
9	G000093-000008-00	垫圈 8 Washer 8	6	
10	G0097P1-000008-00	垫圈 8 Washer 8	6	
11	R450-700200-000	喇叭 Horn	1	见图III See Fig.III
12	N163-700600-000	制动灯开关 Brake lamp switch	1	
13	GR1004-701000-002	电器板总成 Electric board assy	1	见图VI-7 See Fig.VI-7
14	GR1001-750000-002	后灯总成 Rear lamps assy	1	见图 V See Fig. V
15	DJB-24B-G00	倒车报警器 Buzzer,back	1	

见上图  
See previous fig.

**图 9 电气系统**  
**Fig.9 Electrical system**

① CPCD80/100-RG25

序号 Item	物料码 Code No.	名称 Description	数量 Qty	备注或适用车型 Remarks or Serial No.
16	GR501-720000-001	仪表板总成 Instrument assy	1	见图 I -1 See Fig. I -1
17	GR1004-710000-002	车身主线束 Main wire-harness	1	
18	GR502-700400-002	蓄电池负极引线 Cable, battery(-)	1	
19	GR502-700300-002	蓄电池串联电线 Cable, battery(+)--battery(-)	1	
20	R960-700002-000	少维护蓄电池 Battery,low-maintenance	2	12V 90Ah
21	GR1001-700100-000	油量传感器 Fuel sensor	1	
22	G0097P1-000006-00	垫圈 5 Washer 5	5	
23	G000093-000005-00	垫圈 5 Washer 5	5	
24	G000067-005012-00	螺钉 M5×12 Screw M5×12	5	
25	GR504-700100-002	蓄电池正极引线 Cable, battery(+)	1	
26	GR501-700300-000	起动机接地线 Ground wire,starter	1	
27	GR501-700002-000	水温传感器 Water temp sensor	1	
28	1F250-380900-000	捆线带 Ties	22	长 230 毫米 Length 230mm
29	XF250-700001-000	捆线带 Ties	2	长 145 毫米 Length 145mm
30	GR504-700002-000	油压报警器 Oil pressure warner	1	发动机配套 Supply by engine

见上图  
See previous fig.

**图 9 电气系统**  
**Fig.9 Electrical system**

① CPCD80/100-RG25

序号 Item	物料码 Code No.	名称 Description	数量 Qty	备注或适用车型 Remarks or Serial No.
31	GR1004-730000-002	预热线束 Cable,preheater	1	
32	NO PART NO.	电磁阀 Electromagnetic reversing valves	2	变速箱配 Supply by transmission box
33	JFZ2241	发电机 Alternator	1	发动机配 Supply by engine
34	NO PART NO.	预热器 Preheater	1	发动机配 Supply by engine
35	QD265G	起动机 Starter	1	发动机配套 Supply by engine
36	NO PART NO.	蓄能器开关 Accumulator switch	1	蓄能器配 Supply by energy accumulator

见上图  
See previous fig.

图 10 电气系统  
Fig.10 Electrical system

① CPCD50/60/70-RW19A

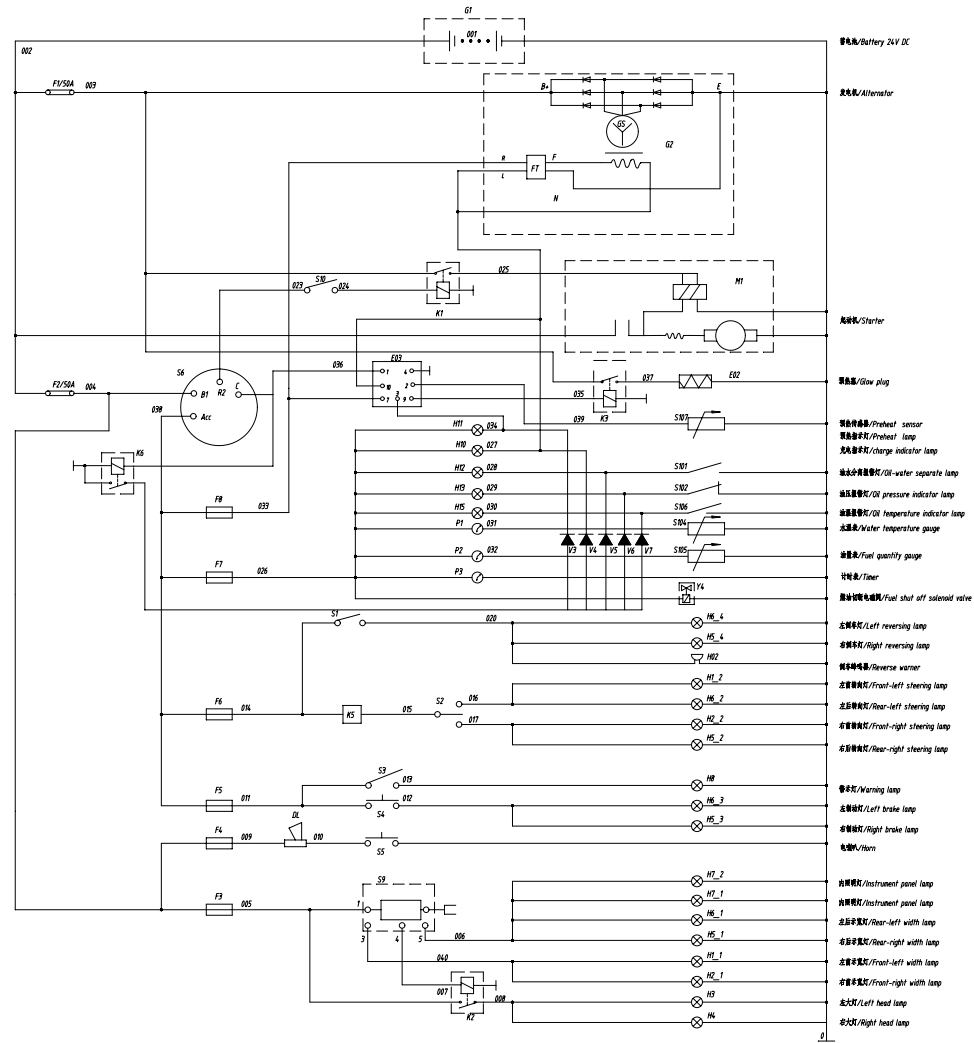


图 10 电气系统  
Fig.10 Electrical system

① CPCD50/60/70-RW19A

序号 Item	物料码 Code No.	名称 Description	数量 Qty	备注或适用车型 Remarks or Serial No.
E02	NO PART NO.	预热塞 Glow plug	(1)	发动机配套 Supply by engine
E03	11067-T6201	预热定时器 Preheating timer	(1)	发动机配套 Supply by engine
F3-F10	GR501-701002-000	保险丝盒 Fuse box	1	
G1	R960-700002-000	蓄电池 Battery	2	
G2	23100-51H00	发电机 Alternator	(1)	发动机配套 Supply by engine
H1-H2	GR501-730100-000	前小灯总成 Front side lamp assy	2	
H3-H4	GR501-740100-000	前大灯总成 Front head lamp assy	2	
H5-H6	GR501-750000-001	组合后灯 Combination tail lamp	1	
H7	24V/2W	内照明灯 Instrument panel lamp	(2)	组合仪表配套 Supply by combination meter
H8	R960-707100-500	警灯 Warning lamp	1	选配 Option
H10	24V/2W	充电指示灯 Charge indicator lamp	(1)	组合仪表配套 Supply by combination meter
H11	NO PART NO.	预热指示灯 Preheat indicator lamp	(1)	组合仪表配套 Supply by combination meter
H12	NO PART NO.	油水分离报警灯 Oil-water separator warning lamp	(1)	组合仪表配套 Supply by combination meter
H13	NO PART NO.	油压报警灯 Oil pressure warning lamp	(1)	组合仪表配套 Supply by combination meter
H15	NO PART NO.	油温报警灯 Oil temperature warning lamp	(1)	组合仪表配套 Supply by combination meter

见上图  
See previous fig.

图 10 电气系统  
Fig.10 Electrical system

① CPCD50/60/70-RW19A

序号 Item	物料码 Code No.	名称 Description	数量 Qty	备注或适用车型 Remarks or Serial No.
H01	R450-700200-000	喇叭 Horn	1	
H02	DJB-24B-G00	倒车蜂鸣器 Reverse buzzer	1	
K1	1393315-8-G00	起动继电器 Start relay	1	1
K2	JD296-G00	大灯继电器 Headlamp relay	1	
K3	JD295-G00	预热继电器 Preheat relay	1	
K6	JD296-G00	检查继电器 Check relay	1	
M1	23300-06J01	起动机 Starter	(1)	发动机配套 Supply by engine
P1	NO PART NO.	水温表 Water temperature gauge	(1)	组合仪表配套 Supply by combination meter
P2	NO PART NO.	油量表 Fuel gauge	(1)	组合仪表配套 Supply by combination meter
P3	NO PART NO.	计时表 Timer	(1)	组合仪表配套 Supply by combination meter
S1	NO PART NO.	倒车灯开关 Reversing lamp switch	(1)	变速箱配套 Supply by gear box
S2	R963-705000-000	转向灯开关组件 Turn signal lamp switch unit	1	
S3	JK106-G00	警示灯开关 Warning lamp switch	1	选配 OPTIONAL
S4	N163-700600-000	制动灯开关 Brake switch	1	
S5	NO PART NO.	喇叭按钮 Horn button	(1)	方向盘 Supply by steering wheel

见上图  
See previous fig.

图 10 电气系统  
Fig.10 Electrical system

① CPCD50/60/70-RW19A

序号 Item	物料码 Code No.	名称 Description	数量 Qty	备注或适用车型 Remarks or Serial No.
S6	JK406C-G00	预热起动开关 Preheat & start switch	1	
S9	N163-740100-000	大小灯开关 Head & small lamp switch	1	
S10	NO PART NO.	空档开关 Neutral switch	(1)	变速箱配 Supply by transmission box
S101	NO PART NO.	油水分离报警器 Oil-water separator warner	1	选配 OPTIONAL
S102	25240-89902	油压报警器 Oil pressure warner	(1)	发动机配套 Supply by engine
S104	GR506-700001-000	水温传感器 Water temperature sensor	(1)	组合仪表配套 Supply by combination meter
S105	R450-700100-000	油量传感器 Fuel quantity sensor	(1)	组合仪表配套 Supply by combination meter
S106	NO PART NO.	油温报警器 Oil temperature warner	1	M16×1.5
S107	NO PART NO.	温度传感器 Temp sensor	(1)	发动机配 Supply by engine
V3-V7	NO PART NO.	二极管 Diode	(5)	组合仪表配套 Supply by combination meter
Y4	NO PART NO.	燃油切断电磁阀 Fuel shut off solenoid vavle	(1)	发动机配套 Supply by engine
线号 001	50W-801000	蓄电池串联线 Battery series cable	1	
线号 002	50W-803000	蓄电池正极线 Battery positive cable	1	
线号 003-040	GR506-710000-000	车身主线束 Cable	1	
线号 0	GR501-700300-000	起动机接地线 Starter to earth wire	1	

见上图  
See previous fig.





图 11 电气系统  
Fig.11 Electrical system

Ⓚ CPYD50/60/70-RW57 Ⓜ CPYD50/60/70-RW17

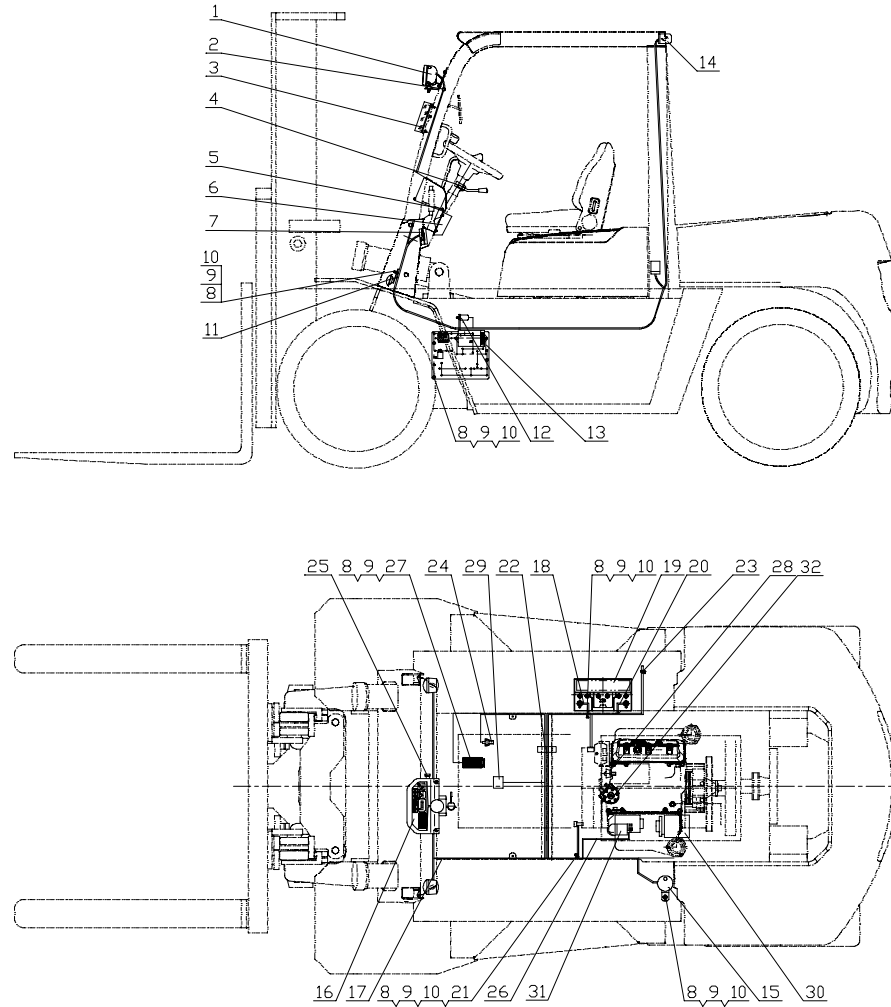


图 11 电气系统  
Fig.11 Electrical system

Ⓚ CPYD50/60/70-RW57 Ⓜ CPYD50/60/70-RW17

序号 Item	物料码 Code No.	名称 Description	数量 Qty	备注或适用车型 Remarks or Serial No.
1	GR505-740000-000	前大灯总成 Front lamp-assy,head	2	见图 IV See Fig.IV
2	N163-700002-000	前灯线护套 Front lamp wire sheath	2	
3	GR501-730000-002	前小灯总成 Front lamp-assy, side	1	见图 IV See Fig.IV
4	GR501-703000-000	组合开关总成 Combination switch assy	1	见图 II -1 See Fig. II -1
5	N163-420100-000	螺钉组件 Screw components	7	
6	N163-700001-000	仪表板围板 Dashboard panels	1	
7	GR501-704000-002	保险丝盒 Fuse box	1	见图 VII See Fig.VII
8	G005783-008016-00	螺栓M8×16 Bolt M8×16	10	
9	G000093-000008-00	垫圈 8 Washer 8	10	
10	G0097P1-000008-00	垫圈 8 Washer 8	7	
11	N163-700009-000	喇叭 Horn	1	见图III See Fig.III
12	N163-700600-000	制动灯开关 Brake lamp switch	1	
13	GR516-701000-002	电器板总成 Electric board assy	1	见图VI-4 See Fig. VI-4
14	GR516-750000-002	后灯总成 Rear lamps assy	1	见图 V See Fig. V
15	N163-700500-000	倒车报警器 Buzzer,back	1	

见上图  
See previous fig.

图 11 电气系统  
Fig.11 Electrical system

Ⓚ CPYD50/60/70-RW57 Ⓜ CPYD50/60/70-RW17

序号 Item	物料码 Code No.	名称 Description	数量 Qty	备注或适用车型 Remarks or Serial No.
16	GR512-720000-001	仪表板总成 Instrument assy	1	见图 I -3 SEE FIG. I -3
17	GR516-710000-002	车身主线束 Main wire-harness	1	
18	GR502-700400-002	蓄电池负极引线 Cable, battery(-)	1	
19	R840-700001-000	少维护蓄电池 Battery,low-maintenance	1	12V 60Ah
20	GR516-700100-002	蓄电池正极引线 Cable, battery(+)	1	
21	GR502-700500-002	起动机接地线 Ground wire,starter	1	
22	1F250-380900-000	捆线带 Ties	20	长 230 毫米 Length 230mm
23	XF250-700001-000	捆线带 Ties	2	长 145 毫米 Length 145mm
24	SC601-700009-001	油温报警器 Oil temp alarm	1	
25	ED250B-1-G00	紧急断电开 Emergency power off switch	1	
26	GR502-700200-002	电源开关接起动线 Cable, power switch to starter	1	
27	GR512-700002-000	油门踏板 Acceleration pedal	1	
28	NO PART NO.	油压报警器 Oil pressure warner	1	发动机配套 Supply by engine
29	NO PART NO.	电磁阀 Electromagnetic reversing valves	2	变速箱配 Supply by transmission box
30	NO PART NO.	发电机 Alternator	1	发动机配 Supply by engine

见上图  
See previous fig.



图 12 电气系统  
Fig.12 Electrical system

Ⓛ CPCD50/60/70-RW14B

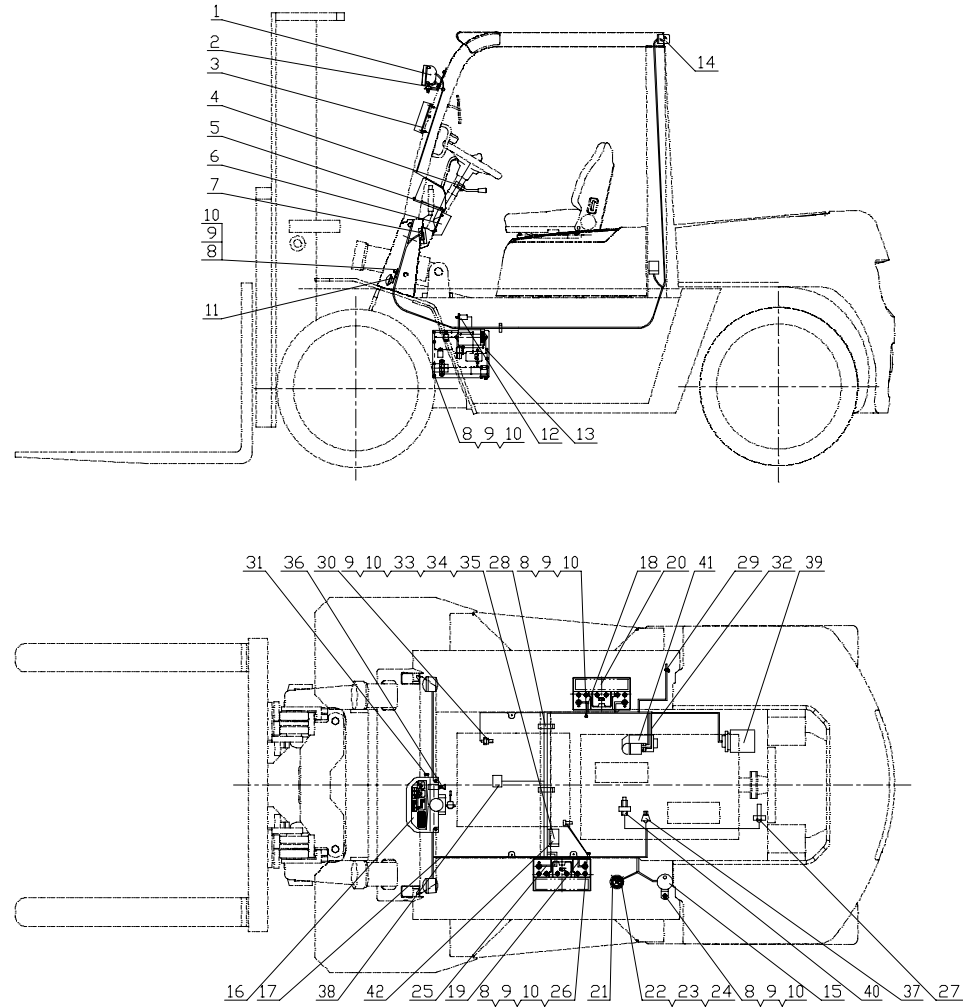


图 12 电气系统  
Fig.12 Electrical system

Ⓛ CPCD50/60/70-RW14B

序号 Item	物料码 Code No.	名称 Description	数量 Qty	备注或适用车型 Remarks or Serial No.
1	GR501-740000-000	前大灯总成 Front lamp-assy,head	2	见图 IV See Fig.IV
2	N163-700002-000	前灯线护套 Front lamp wire sheath	2	
3	GR501-730000-002	前小灯总成 Front lamp-assy, side	1	见图 IV See Fig.IV
4	R960-705000-000	组合开关总成 Combination switch assy	1	见图 II -2 See Fig. II -2
5	N163-420100-000	螺钉组件 Screw components	7	
6	N163-700001-000	仪表板围板 Dashboard panels	1	
7	GR501-704000-002	保险丝盒 Fuse box	1	见图 VII See Fig.VII
8	G005783-008016-00	螺栓M8×16 Bolt M8×16	7	
9	G000093-000008-00	垫圈 8 Washer 8	9	
10	G0097P1-000008-00	垫圈 8 Washer 8	9	
11	R450-700200-000	喇叭 Horn	1	见图III See Fig.III
12	N163-700600-000	制动灯开关 Brake lamp switch	1	
13	GR508-701000-002	电器板总成 Electric board assy	1	见图VI-3 See Fig.VI-3
14	GR501-750000-002	后灯总成 Rear lamps assy	1	见图 V See Fig. V
15	DJB-24B-G00	倒车报警器 Buzzer,back	1	

见上图  
See previous fig.

图 12 电气系统  
Fig.12 Electrical system

Ⓛ CPCD50/60/70-RW14B

序号 Item	物料码 Code No.	名称 Description	数量 Qty	备注或适用车型 Remarks or Serial No.
16	GR501-720000-001	仪表板总成 Instrument assy	1	见图 I -1 See Fig. I -1
17	GR508-710000-002	车身主线束 Main wire-harness	1	
18	GR502-700400-002	蓄电池负极引线 Cable, battery(-)	1	
19	GR502-700300-002	蓄电池串联电线 Cable, battery(+)--battery(-)	1	
20	R960-700002-000	少维护蓄电池 Battery,low-maintenance	2	12V 90Ah
21	R450-700100-000	油量传感器 Fuel sensor	1	
22	G0097P1-000006-00	垫圈 5 Washer 5	5	
23	G000093-000005-00	垫圈 5 Washer 5	5	
24	G000067-005012-00	螺钉 M5×12 Screw M5×12	5	
25	GR502-700100-002	蓄电池正极引线 Cable, battery(+)	1	
26	R960-700300-000	起动机接地线 Ground wire,starter	1	
27	GR512-700001-000	水温传感器 Water temp sensor	1	
28	1F250-380900-000	捆线带 Ties	22	长 230 毫米 Length 230mm
29	XF250-700001-000	捆线带 Ties	2	长 145 毫米 Length 145mm
30	SC601-700009-001	油温报警器 Oil temp alarm	1	

见上图  
See previous fig.



图 12 电气系统  
Fig.12 Electrical system

Ⓛ CPCD50/60/70-RW14B

序号 Item	物料码 Code No.	名称 Description	数量 Qty	备注或适用车型 Remarks or Serial No.
31	ED250B-1-G00	紧急断电开 Emergency power off switch	1	
32	GR503-700200-002	电源开关接起动线 Cable, power switch to starter	1	
33	G006170-000008-00	螺母M8 Nut M8	2	
34	G005783-008025-00	螺栓M8×25 Bolt M8×25	2	
35	50DHW14-800001	固定板 Mounted plate	1	
36	N163-740100-000	大小灯开关 Head lamp& small lamp witch	1	
37	5824100122	油压报警器 Oil pressure warner	1	发动机配套 Supply by engine
38	NO PART NO.	电磁阀 Electromagnetic reversing valves	2	变速箱配 Supply by transmission box
39	1812003650	发电机 Alternator	1	发动机配 Supply by engine
40	1825130430	预热器 Preheater	6	发动机配 Supply by engine
41	1811001411	起动机 Starter	1	发动机配套 Supply by engine
42	1819001372	停止马达 Stop motor	1	发动机配套 Supply by engine

见上图  
See previous fig.

图 13 电气系统  
Fig.13 Electrical system

Ⓝ CPCD80/100-RG36

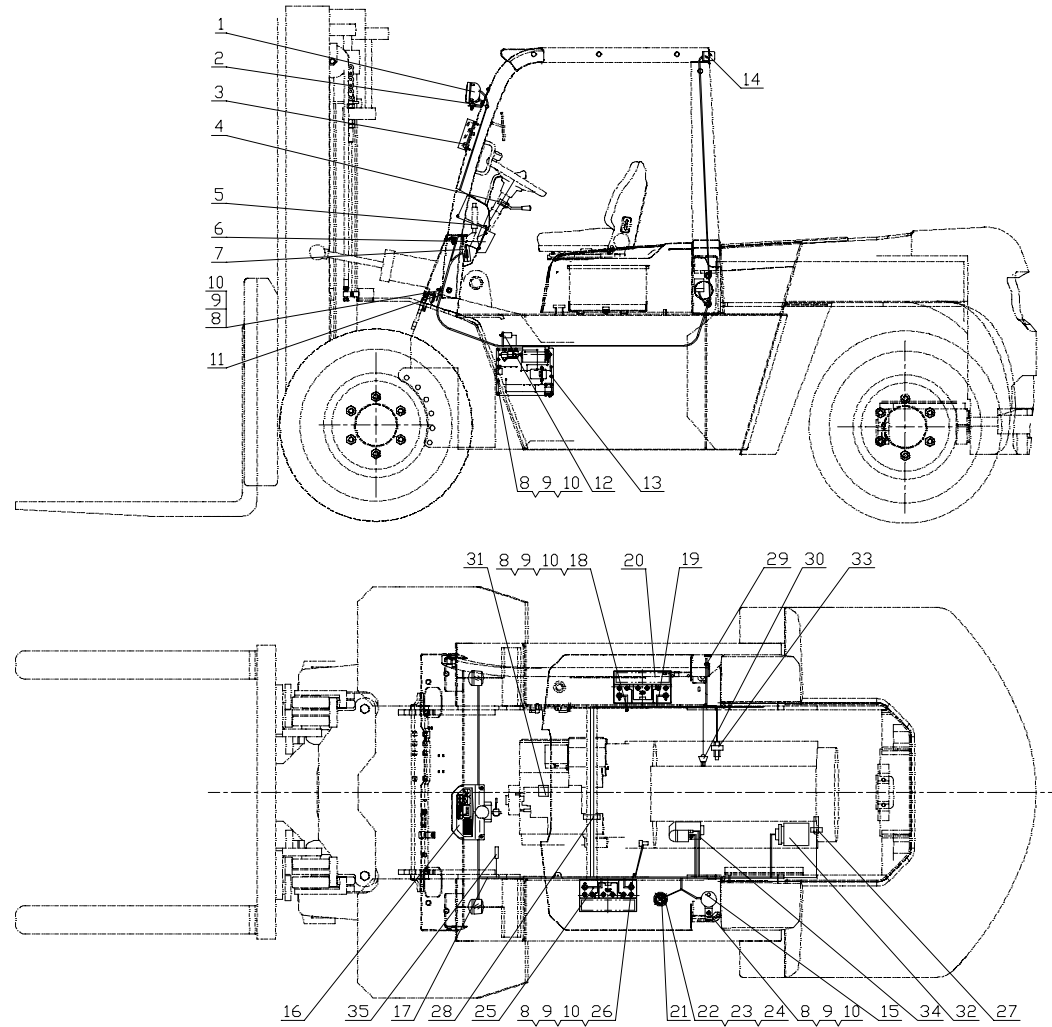


图 13 电气系统  
Fig.13 Electrical system

① CPCD80/100-RG36

序号 Item	物料码 Code No.	名称 Description	数量 Qty	备注或适用车型 Remarks or Serial No.
1	GR501-740000-000	前大灯总成 Front lamp-assy,head	2	见图 IV See Fig.IV
2	N163-700002-000	前灯线护套 Front lamp wire sheath	2	
3	GR501-730000-002	前小灯总成 Front lamp-assy, side	1	见图 IV See Fig.IV
4	GR501-703000-000	组合开关总成 Combination switch assy	1	见图 II -1 See Fig. II -1
5	N163-420100-000	螺钉组件 Screw components	7	
6	N163-700001-000	仪表板围板 Dashboard panels	1	
7	GR501-704000-002	保险丝盒 Fuse box	1	见图 VII See Fig.VII
8	G005783-008016-00	螺栓M8×16 Bolt M8×16	7	
9	G000093-000008-00	垫圈 8 Washer 8	7	
10	G0097P1-000008-00	垫圈 8 Washer 8	7	
11	R450-700200-000	喇叭 Horn	1	见图III See Fig.III
12	N163-700600-000	制动灯开关 Brake lamp switch	1	
13	GR1006-701000-002	电器板总成 Electric board assy	1	见图VI-8 See Fig.VI-8
14	GR1001-750000-002	后灯总成 Rear lamps assy	1	见图 V See Fig. V
15	DJB-24B-G00	倒车报警器 Buzzer,back	1	

见上图  
See previous fig.

图 13 电气系统  
Fig.13 Electrical system

① CPCD80/100-RG36

序号 Item	物料码 Code No.	名称 Description	数量 Qty	备注或适用车型 Remarks or Serial No.
16	GR501-720000-001	仪表板总成 Instrument assy	1	见图 I -1 See Fig. I -1
17	GR1006-710000-002	车身主线束 Main wire-harness	1	
18	GR502-700400-002	蓄电池负极引线 Cable, battery(-)	1	
19	GR502-700300-002	蓄电池串联电线 Cable, battery(+)--battery(-)	1	
20	R960-700002-000	少维护蓄电池 Battery,low-maintenance	2	12V 90Ah
21	GR1001-700100-000	油量传感器 Fuel sensor	1	
22	G0097P1-000006-00	垫圈 5 Washer 5	5	
23	G000093-000005-00	垫圈 5 Washer 5	5	
24	G000067-005012-00	螺钉 M5×12 Screw M5×12	5	
25	GR504-700100-002	蓄电池正极引线 Cable, battery(+)	1	
26	GR501-700300-000	起动机接地线 Ground wire,starter	1	
27	GR713-700001-000	水温传感器 Water temp sensor	1	
28	1F250-380900-000	捆线带 Ties	22	长 230 毫米 Length 230mm
29	XF250-700001-000	捆线带 Ties	2	长 145 毫米 Length 145mm
30	NO PART NO.	油压报警器 Oil pressure warner	1	发动机配套 Supply by engine

见上图  
See previous fig.



图 14 电气系统  
Fig.14 Electrical system

© CPCD50/60/70-RW38

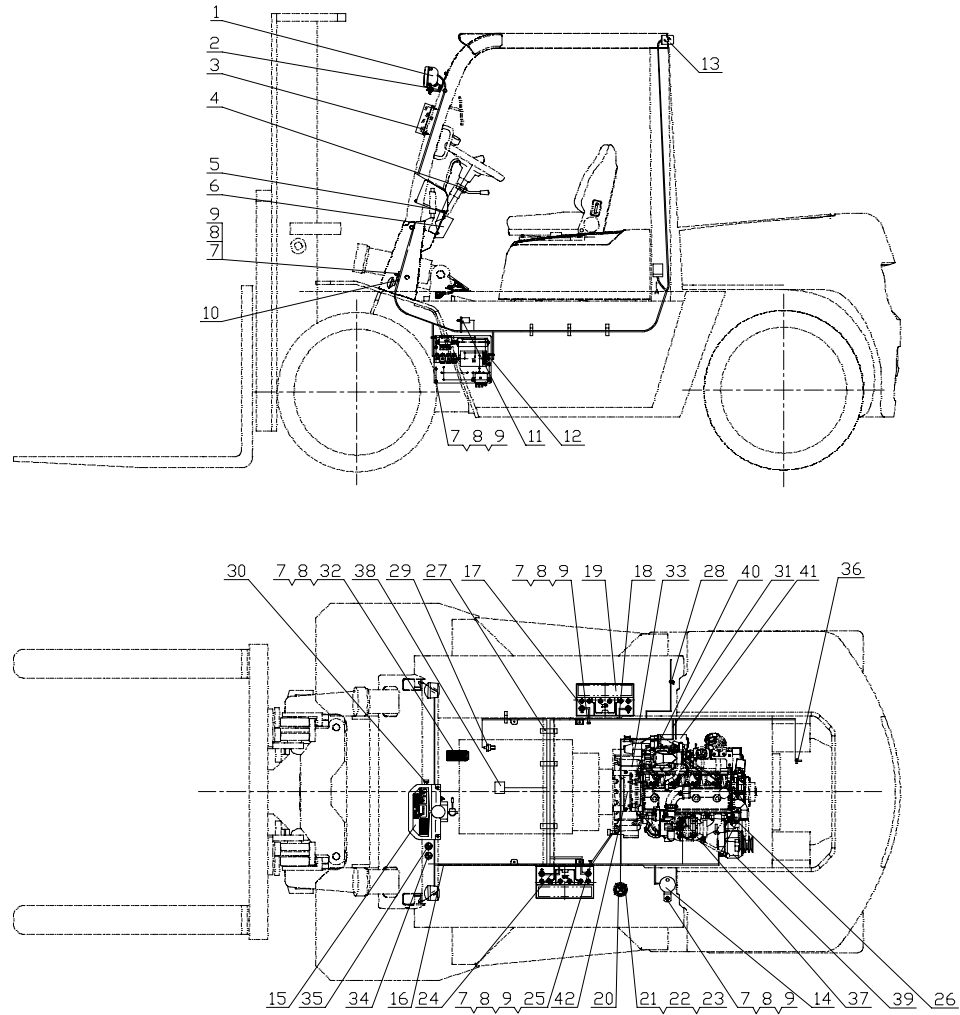


图 14 电气系统  
Fig.14 Electrical system

© CPCD50/60/70-RW38

序号 Item	物料码 Code No.	名称 Description	数量 Qty	备注或适用车型 Remarks or Serial No.
1	GR501-740000-000	前大灯总成 Front lamp-assy,head	2	见图 IV See Fig.IV
2	N163-700002-000	前灯线护套 Front lamp wire sheath	2	
3	GR501-730000-002	前小灯总成 Front lamp-assy, side	1	见图 IV See Fig.IV
4	GR501-703000-000	组合开关总成 Combination switch assy	1	见图 II -1 See Fig. II -1
5	N163-420100-000	螺钉组件 Screw components	7	
6	N163-700001-000	仪表板围板 Dashboard panels	1	
7	G005783-008016-00	螺栓M8×16 Bolt M8×16	10	
8	G000093-000008-00	垫圈 8 Washer 8	10	
9	G0097P1-000008-00	垫圈 8 Washer 8	7	
10	R450-700200-000	喇叭 Horn	1	见图III See Fig.III
11	N163-700600-000	制动灯开关 Brake lamp switch	1	
12	GR502-704000-002	电器板总成 Electric board assy	1	见图VI-2 See Fig.VI-2
13	GR501-750000-002	后灯总成 Rear lamps assy	1	见图 V See Fig. V
14	DJB-24B-G00	倒车报警器 Buzzer,back	1	
15	GR502-720000-001	仪表板总成 Instrument assy	1	见图 I -2 See Fig. I -2

见上图  
See previous fig.

图 14 电气系统  
Fig.14 Electrical system

© CPCD50/60/70-RW38

序号 Item	物料码 Code No.	名称 Description	数量 Qty	备注或适用车型 Remarks or Serial No.
16	GR709-710000-002	车身主线束 Main wire-harness	1	
17	GR502-700400-002	蓄电池负极引线 Cable, battery(-)	1	
18	GR502-700300-002	蓄电池串联电线 Cable, battery(+)--battery(-)	1	
19	R960-700002-000	少维护蓄电池 Battery,low-maintenance	2	12V 90Ah
20	R450-700100-000	油量传感器 Fuel sensor	1	
21	G0097P1-000006-00	垫圈 5 Washer 5	5	
22	G000093-000005-00	垫圈 5 Washer 5	5	
23	G000067-005012-00	螺钉M5×12 Screw M5×12	5	
24	GR502-700100-002	蓄电池正极引线 Cable, battery(+)	1	
25	GR502-700500-002	起动机接地线 Ground wire,starter	1	
26	GR502-700001-000	水温传感器 Water temp sensor	1	
27	1F250-380900-000	捆线带 Ties	22	长 230 毫米 Length 230mm
28	XF250-700001-000	捆线带 Ties	2	长 145 毫米 Length 145mm
29	SC601-700009-001	油温报警器 Oil temp alarm	1	
30	ED250B-1-G00	紧急断电开 Emergency power off switch	1	

见上图  
See previous fig.



图 14 电气系统  
Fig.14 Electrical system

© CPCD50/60/70-RW38

序号 Item	物料码 Code No.	名称 Description	数量 Qty	备注或适用车型 Remarks or Serial No.
31	GR503-700200-002	电源开关接起动线 Cable, power switch to starter	1	
32	350826-G00	油门踏板 Acceleration pedal	1	
33	GR709-730000-002	预热线束 Cable,preheater	1	
34	GR502-700003-000	故障检测开关 Fault detector switch	1	
35	GR502-700004-000	故障检测上下选择开关 Fault detector select switch	1	
36	XB450-700003-000	水位传感器 Water-level sensor	1	
37	NO PART NO.	油压报警器 Oil pressure warner	1	发动机配套 Supply by engine
38	NO PART NO.	电磁阀 Electromagnetic reversing valves	2	变速箱配 Supply by transmission box
39	EE9339	发电机 Alternator	1	发动机配 Supply by engine
40	AH9185	预热器 Preheater	1	发动机配 Supply by engine
41	ST9442	起动机 Starter	1	发动机配套 Supply by engine
42	NO PART NO.	ECU 控制器 ECU control box	1	发动机配套 Supply by engine

见上图  
See previous fig.

图 15 电气系统  
Fig.15 Electrical system

© CPCD50/60/70-RG41

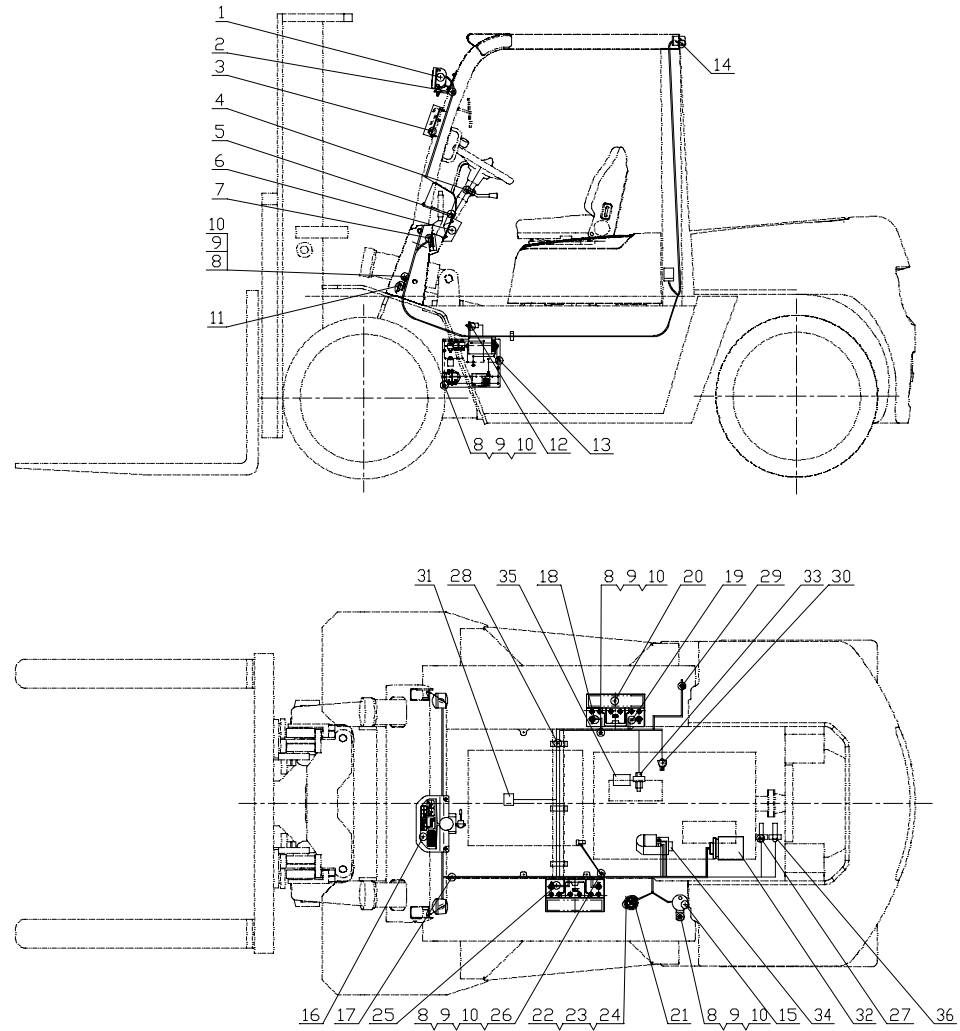


图 15 电气系统  
Fig.15 Electrical system

© CPCD50/60/70-RG41

序号 Item	物料码 Code No.	名称 Description	数量 Qty	备注或适用车型 Remarks or Serial No.
1	GR501-740000-000	前大灯总成 Front lamp-assy,head	2	见图 IV See Fig.IV
2	N163-700002-000	前灯线护套 Front lamp wire sheath	2	
3	GR501-730000-002	前小灯总成 Front lamp-assy, side	1	见图 IV See Fig.IV
4	GR501-703000-000	组合开关总成 Combination switch assy	1	见图 II -1 See Fig. II -1
5	N163-420100-000	螺钉组件 Screw components	7	
6	N163-700001-000	仪表板围板 Dashboard panels	1	
7	GR501-704000-002	保险丝盒 Fuse box	1	见图 VII See Fig.VII
8	G005783-008016-00	螺栓M8×16 Bolt M8×16	7	
9	G000093-000008-00	垫圈 8 Washer 8	7	
10	G0097P1-000008-00	垫圈 8 Washer 8	7	
11	R450-700200-000	喇叭 Horn	1	见图III See Fig.III
12	N163-700600-000	制动灯开关 Brake lamp switch	1	
13	GR713-701000-002	电器板总成 Electric board assy	1	见图VI-6 See Fig.VI-6
14	GR501-750000-002	后灯总成 Rear lamps assy	1	见图 V See Fig. V
15	DJB-24B-G00	倒车报警器 Buzzer,back	1	

见上图  
See previous fig.

图 15 电气系统  
Fig.15 Electrical system

© CPCD50/60/70-RG41

序号 Item	物料码 Code No.	名称 Description	数量 Qty	备注或适用车型 Remarks or Serial No.
16	GR713-720000-001	仪表板总成 Instrument assy	1	见图 I -4 See Fig. I -4
17	GR713-710000-002	车身主线束 Main wire-harness	1	
18	GR502-700400-002	蓄电池负极引线 Cable, battery(-)	1	
19	GR502-700300-002	蓄电池串联电线 Cable, battery(+)--battery(-)	1	
20	R960-700002-000	少维护蓄电池 Battery,low-maintenance	2	12V 90Ah
21	R450-700100-000	油量传感器 Fuel sensor	1	
22	G0097P1-000006-00	垫圈 5 Washer 5	5	
23	G000093-000005-00	垫圈 5 Washer 5	5	
24	G000067-005012-00	螺钉 M5×12 Screw M5×12	5	
25	GR504-700100-002	蓄电池正极引线 Cable, battery(+)	1	
26	R960-700300-000	起动机接地线 Ground wire,starter	1	
27	GR713-700001-000	水温传感器 Water temp sensor	1	
28	1F250-380900-000	捆线带 Ties	22	长 230 毫米 Length 230mm
29	XF250-700001-000	捆线带 Ties	2	长 145 毫米 Length 145mm
30	GR713-700002-000	油压报警器 Oil pressure warner	1	

见上图  
See previous fig.

图 15 电气系统  
Fig.15 Electrical system

© CPCD50/60/70-RG41

序号 Item	物料码 Code No.	名称 Description	数量 Qty	备注或适用车型 Remarks or Serial No.
31	NO PART NO.	电磁阀 Electromagnetic reversing valves	2	变速箱配 Supply by transmission box
32	D7700	发电机 Alternator	1	发动机配 Supply by engine
33	G308-1008043	预热器 Preheater	2	发动机配 Supply by engine
34	D30	起动机 Starter	1	发动机配套 Supply by engine
35	G3208-1008045	供油电磁阀 Oil supply solenoid valve	1	发动机配套 Supply by engine
36	G3208-1008049	水温传感器 Water temp sensor	1	发动机配套 Supply by engine

见上图  
See previous fig.

图 16 电气系统  
Fig.16 Electrical system

© CPCD50/60/70-RW41

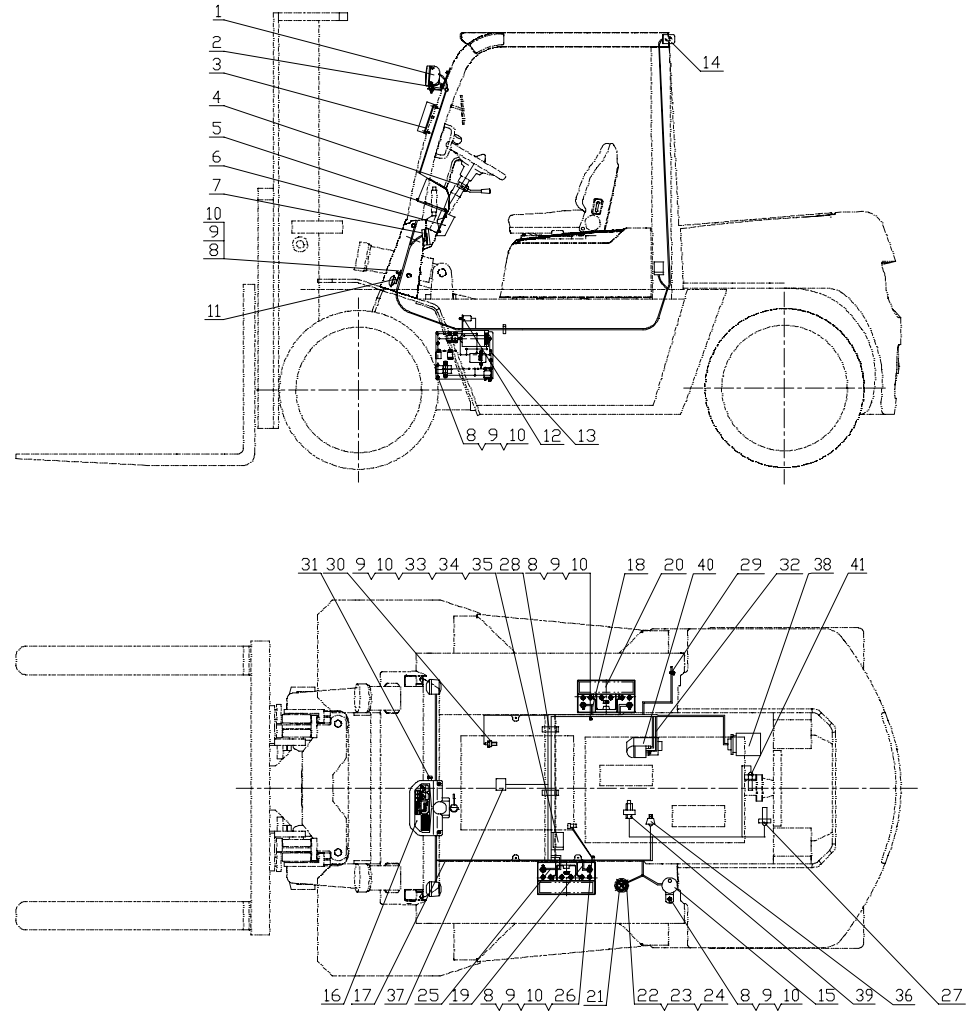


图 16 电气系统  
Fig.16 Electrical system

© CPCD50/60/70-RW41

序号 Item	物料码 Code No.	名称 Description	数量 Qty	备注或适用车型 Remarks or Serial No.
1	GR501-740000-000	前大灯总成 Front lamp-assy,head	2	见图 IV See Fig.IV
2	N163-700002-000	前灯线护套 Front lamp wire sheath	2	
3	GR501-730000-002	前小灯总成 Front lamp-assy, side	1	见图 IV See Fig.IV
4	GR501-703000-000	组合开关总成 Combination switch assy	1	见图 II -1 See Fig. II -1
5	N163-420100-000	螺钉组件 Screw components	7	
6	N163-700001-000	仪表板围板 Dashboard panels	1	
7	GR501-704000-002	保险丝盒 Fuse box	1	见图 VII See Fig.VII
8	G005783-008016-00	螺栓M8×16 Bolt M8×16	7	
9	G000093-000008-00	垫圈 8 Washer 8	9	
10	G0097P1-000008-00	垫圈 8 Washer 8	9	
11	R450-700200-000	喇叭 Horn	1	见图III See Fig.III
12	N163-700600-000	制动灯开关 Brake lamp switch	1	
13	GR710-701000-002	电器板总成 Electric board assy	1	见图VI-5 See Fig.VI-5
14	GR501-750000-002	后灯总成 Rear lamps assy	1	见图 V See Fig. V
15	DJB-24B-G00	倒车报警器 Buzzer,back	1	

见上图  
See previous fig.

图 16 电气系统  
Fig.16 Electrical system

© CPCD50/60/70-RW41

序号 Item	物料码 Code No.	名称 Description	数量 Qty	备注或适用车型 Remarks or Serial No.
16	GR501-720000-001	仪表板总成 Instrument assy	1	见图 I -1 See Fig. I -1
17	GR710-710000-002	车身主线束 Main wire-harness	1	
18	GR502-700400-002	蓄电池负极引线 Cable, battery(-)	1	
19	GR502-700300-002	蓄电池串联电线 Cable, battery(+)--battery(-)	1	
20	R960-700002-000	少维护蓄电池 Battery,low-maintenance	2	12V 90Ah
21	R450-700100-000	油量传感器 Fuel sensor	1	
22	G0097P1-000006-00	垫圈 5 Washer 5	5	
23	G000093-000005-00	垫圈 5 Washer 5	5	
24	G000067-005012-00	螺钉 M5×12 Screw M5×12	5	
25	GR502-700100-002	蓄电池正极引线 Cable, battery(+)	1	
26	R960-700300-000	起动机接地线 Ground wire,starter	1	
27	GR512-700001-000	水温传感器 Water temp sensor	1	
28	1F250-380900-000	捆线带 Ties	22	长 230 毫米 Length 230mm
29	XF250-700001-000	捆线带 Ties	2	长 145 毫米 Length 145mm
30	SC601-700009-001	油温报警器 Oil temp alarm	1	

见上图  
See previous fig.



图 16 电气系统  
Fig.16 Electrical system

© CPCD50/60/70-RW41

序号 Item	物料码 Code No.	名称 Description	数量 Qty	备注或适用车型 Remarks or Serial No.
31	ED250B-1-G00	紧急断电开 Emergency power off switch	1	
32	GR503-700200-002	电源开关接起动线 Cable, power switch to starter	1	
33	G006170-000008-00	螺母M8 Nut M8	2	
34	G005783-008025-00	螺栓M8×25 Bolt M8×25	2	
35	50DHW14-800001	固定板 Mounted plate	1	
36	5824100122	油压报警器 Oil pressure warner	1	发动机配套 Supply by engine
37	NO PART NO.	电磁阀 Electromagnetic reversing valves	2	变速箱配 Supply by transmission box
38	1821005307	发电机 Alternator	1	发动机配 Supply by engine
39	1825130430	预热器 Preheater	6	发动机配 Supply by engine
40	1811001411	起动机 Starter	1	发动机配套 Supply by engine
41	1819002270	停止马达 Stop motor	1	发动机配套 Supply by engine
42	1831610330	水温传感器 Water temp sensor	1	发动机配套 Supply by engine

见上图  
See previous fig.

图 17 电气系统  
Fig.17 Electrical system

® CPCD50/60/70-RW38B

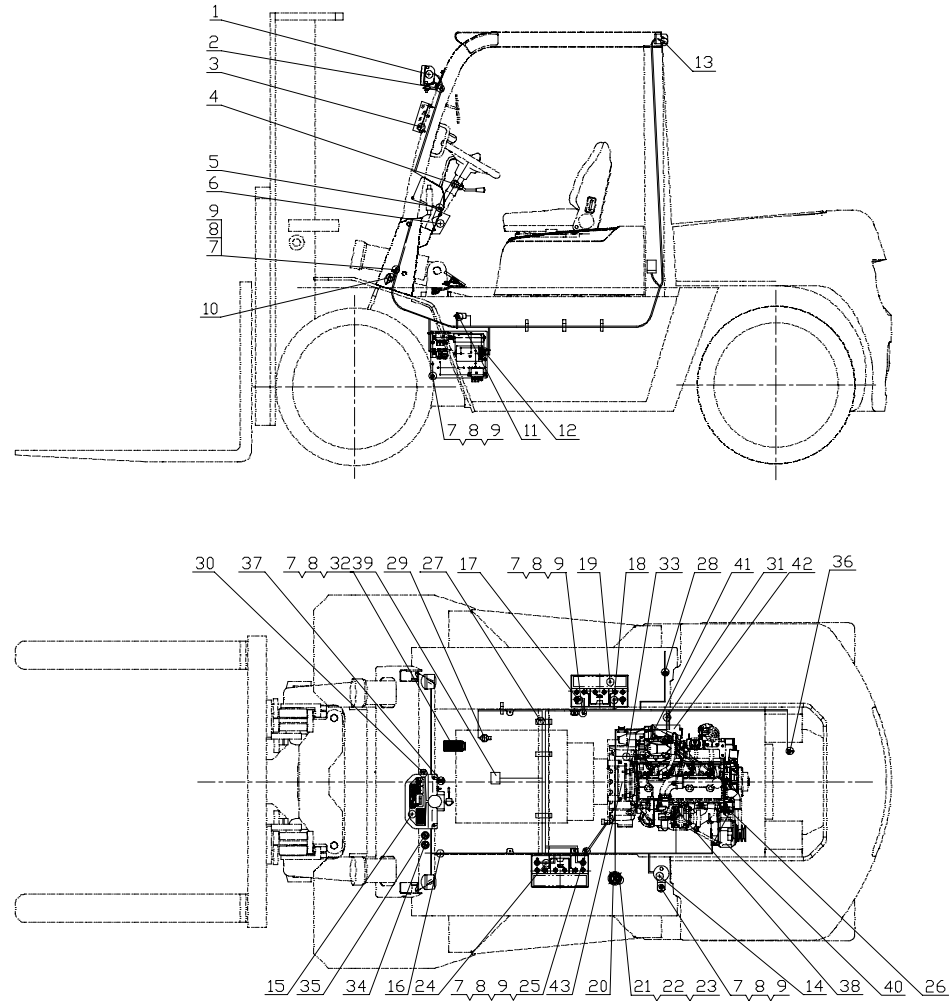


图 17 电气系统  
Fig.17 Electrical system

® CPCD50/60/70-RW38B

序号 Item	物料码 Code No.	名称 Description	数量 Qty	备注或适用车型 Remarks or Serial No.
1	GR501-740000-000	前大灯总成 Front lamp-assy,head	2	见图 IV See Fig.IV
2	N163-700002-000	前灯线护套 Front lamp wire sheath	2	
3	GR501-730000-002	前小灯总成 Front lamp-assy, side	1	见图 IV See Fig.IV
4	R960-705000-000	组合开关总成 Combination switch assy	1	见图 II -2 See Fig. II -2
5	N163-420100-000	螺钉组件 Screw components	7	
6	N163-700001-000	仪表板围板 Dashboard panels	1	
7	G005783-008016-00	螺栓M8×16 Bolt M8×16	10	
8	G000093-000008-00	垫圈 8 Washer 8	10	
9	G0097P1-000008-00	垫圈 8 Washer 8	7	
10	R450-700200-000	喇叭 Horn	1	见图III See Fig.III
11	N163-700600-000	制动灯开关 Brake lamp switch	1	
12	GR514-704000-002	电器板总成 Electric board assy	1	见图VI-2 See Fig.VI-2
13	GR501-750000-002	后灯总成 Rear lamps assy	1	见图 V See Fig. V
14	DJB-24B-G00	倒车报警器 Buzzer,back	1	
15	GR502-720000-001	仪表板总成 Instrument assy	1	见图 I -2 See Fig. I -2

见上图  
See previous fig.

图 17 电气系统  
Fig.17 Electrical system

® CPCD50/60/70-RW38B

序号 Item	物料码 Code No.	名称 Description	数量 Qty	备注或适用车型 Remarks or Serial No.
16	GR514-710000-002	车身主线束 Main wire-harness	1	
17	GR502-700400-002	蓄电池负极引线 Cable, battery(-)	1	
18	GR502-700300-002	蓄电池串联电线 Cable, battery(+)--battery(-)	1	
19	R960-700002-000	少维护蓄电池 Battery,low-maintenance	2	12V 90Ah
20	R450-700100-000	油量传感器 Fuel sensor	1	
21	G0097P1-000006-00	垫圈 5 Washer 5	5	
22	G000093-000005-00	垫圈 5 Washer 5	5	
23	G000067-005012-00	螺钉M5×12 Screw M5×12	5	
24	GR502-700100-002	蓄电池正极引线 Cable, battery(+)	1	
25	GR502-700500-002	起动机接地线 Ground wire,starter	1	
26	GR502-700001-000	水温传感器 Water temp sensor	1	
27	1F250-380900-000	捆线带 Ties	22	长 230 毫米 Length 230mm
28	XF250-700001-000	捆线带 Ties	2	长 145 毫米 Length 145mm
29	SC601-700009-001	油温报警器 Oil temp alarm	1	
30	ED250B-1-G00	紧急断电开 Emergency power off switch	1	

见上图  
See previous fig.

图 17 电气系统  
Fig.17 Electrical system

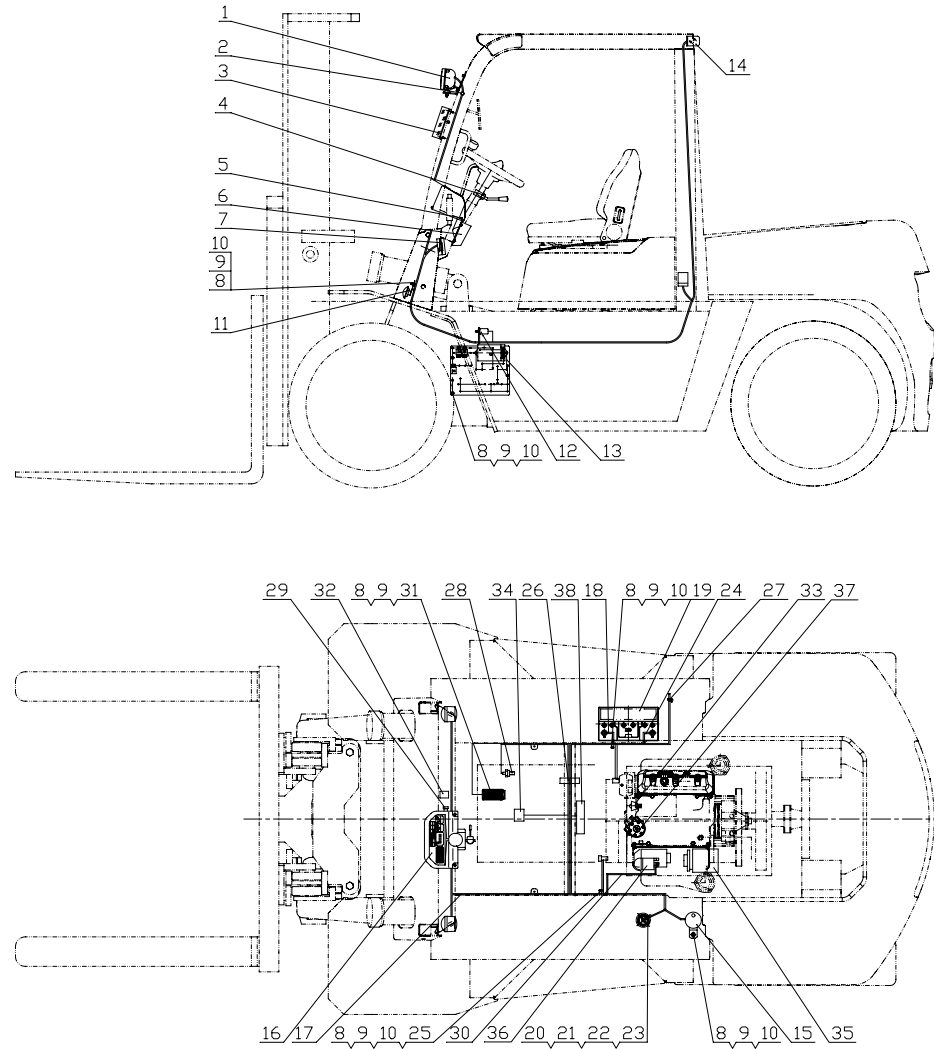
® CPCD50/60/70-RW38B

序号 Item	物料码 Code No.	名称 Description	数量 Qty	备注或适用车型 Remarks or Serial No.
31	GR503-700200-002	电源开关接起动线 Cable, power switch to starter	1	
32	350826-G00	油门踏板 Acceleration pedal	1	
33	GR709-730000-002	预热线束 Cable,preheater	1	
34	GR502-700003-000	故障检测开关 Fault detector switch	1	
35	GR502-700004-000	故障检测上下选择开关 Fault detector select switch	1	
36	XB450-700003-000	水位传感器 Water-level sensor	1	
37	N163-740100-000	大小灯开关 Head lamp& small lamp witch	1	
38	NO PART NO.	油压报警器 Oil pressure warner	1	发动机配套 Supply by engine
39	NO PART NO.	电磁阀 Electromagnetic reversing valves	2	变速箱配 Supply by transmission box
40	EE9339	发电机 Alternator	1	发动机配 Supply by engine
41	AH9185	预热器 Preheater	1	发动机配 Supply by engine
42	ST9442	起动机 Starter	1	发动机配套 Supply by engine
43	NO PART NO.	ECU 控制器 ECU control box	1	发动机配套 Supply by engine

见上图  
See previous fig.

图 18 电气系统  
Fig.18 Electrical system

© CPQYD50/60/70-RW57



**图 18 电气系统**  
**Fig.18 Electrical system**

© CPQYD50/60/70-RW57

序号 Item	物料码 Code No.	名称 Description	数量 Qty	备注或适用车型 Remarks or Serial No.
1	GR505-740000-000	前大灯总成 Front lamp-assy,head	2	见图 IV See Fig.IV
2	N163-700002-000	前灯线护套 Front lamp wire sheath	2	
3	GR501-730000-002	前小灯总成 Front lamp-assy, side	1	见图 IV See Fig.IV
4	GR501-703000-000	组合开关总成 Combination switch assy	1	见图 II -1 See Fig. II -1
5	N163-420100-000	螺钉组件 Screw components	7	
6	N163-700001-000	仪表板围板 Dashboard panels	1	
7	GR501-704000-002	保险丝盒 Fuse box	1	见图 VII See Fig.VII
8	G005783-008016-00	螺栓M8×16 Bolt M8×16	10	
9	G000093-000008-00	垫圈 8 Washer 8	10	
10	G0097P1-000008-00	垫圈 8 Washer 8	7	
11	N163-700009-000	喇叭 Horn	1	见图III See Fig.III
12	N163-700600-000	制动灯开关 Brake lamp switch	1	
13	GR516-701000-002	电器板总成 Electric board assy	1	见图VI-4 See Fig. VI-4
14	GR516-750000-002	后灯总成 Rear lamps assy	1	见图 V See Fig. V
15	N163-700500-000	倒车报警器 Buzzer,back	1	

见上图  
See previous fig.

图 18 电气系统  
Fig.18 Electrical system

Ⓢ CPQYD50/60/70-RW57

序号 Item	物料码 Code No.	名称 Description	数量 Qty	备注或适用车型 Remarks or Serial No.
16	GR512-720000-001	仪表板总成 Instrument assy	1	见图 I -3 See Fig. I -3
17	GR515-710000-002	车身主线束 Main wire-harness	1	
18	GR502-700400-002	蓄电池负极引线 Cable, battery(-)	1	
19	R840-700001-000	少维护蓄电池 Battery,low-maintenance	1	12V 60Ah
20	R450-700100-000	油量传感器 Fuel sensor	1	
21	G0097P1-000006-00	垫圈 5 Washer 5	5	
22	G000093-000005-00	垫圈 5 Washer 5	5	
23	G000067-005012-00	螺钉 M5×12 Screw M5×12	5	
24	GR516-700100-002	蓄电池正极引线 Cable, battery(+)	1	
25	GR502-700500-002	起动机接地线 Ground wire,starter	1	
26	1F250-380900-000	捆线带 Ties	20	长 230 毫米 Length 230mm
27	XF250-700001-000	捆线带 Ties	2	长 145 毫米 Length 145mm
28	SC601-700009-001	油温报警器 Oil temp alarm	1	
29	ED250B-1-G00	紧急断电开 Emergency power off switch	1	
30	GR502-700200-002	电源开关接起动线 Cable, power switch to starter	1	

见上图  
See previous fig.



**图 18 电气系统**  
**Fig.18 Electrical system**

© CPQYD50/60/70-RW57

序号 Item	物料码 Code No.	名称 Description	数量 Qty	备注或适用车型 Remarks or Serial No.
31	GR512-700002-000	油门踏板 Acceleration pedal	1	
32	R977-700100-000	LPG/GAS转换开关 LPG/GAS switch	1	
33	NO PART NO.	油压报警器 Oil pressure warner	1	发动机配套 Supply by engine
34	NO PART NO.	电磁阀 Electromagnetic reversing valves	2	变速箱配 Supply by transmission box
35	NO PART NO.	发电机 Alternator	1	发动机配 Supply by engine
36	NO PART NO.	起动机 Starter	1	发动机配套 Supply by engine
37	NO PART NO.	分电器 Distributor	1	发动机配 Supply by engine

见上图  
See previous fig.

图 19 电气系统  
Fig.19 Electrical system

Ⓣ CPYD50/60/70-RW24

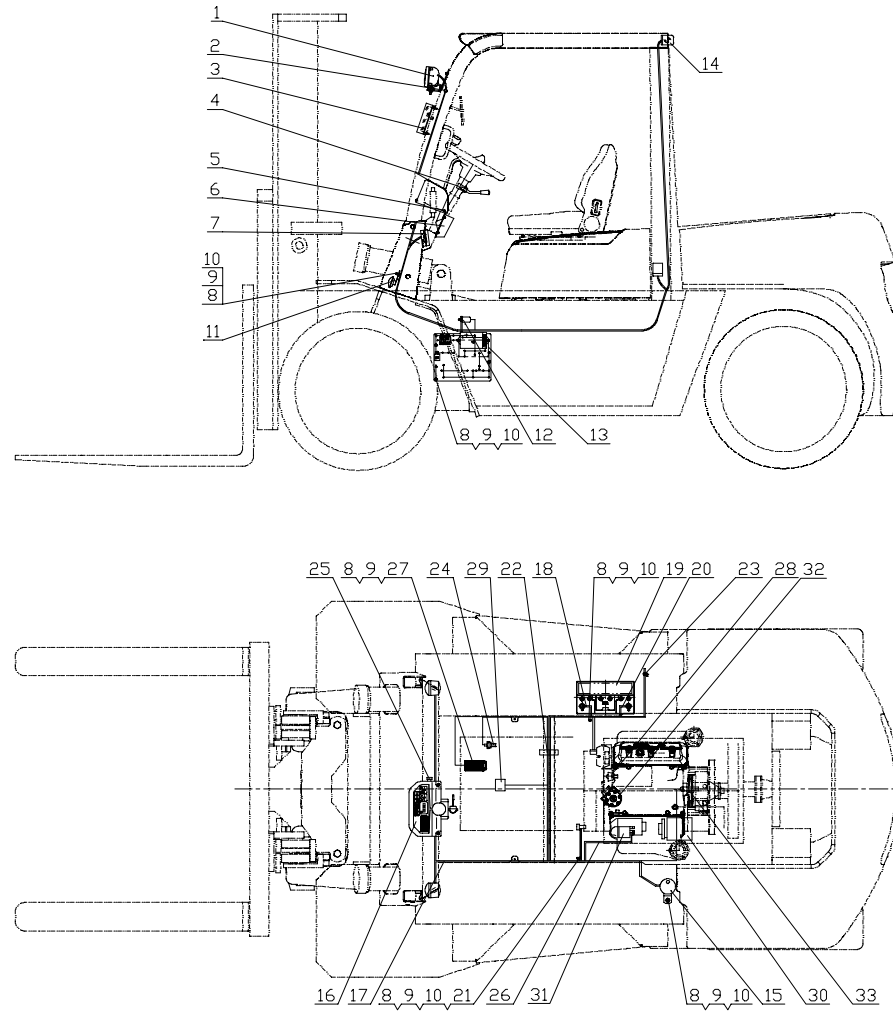


图 19 电气系统  
Fig.19 Electrical system

Ⓟ CPYD50/60/70-RW24

序号 Item	物料码 Code No.	名称 Description	数量 Qty	备注或适用车型 Remarks or Serial No.
1	GR505-740000-000	前大灯总成 Front lamp-assy,head	2	见图 IV See Fig.IV
2	N163-700002-000	前灯线护套 Front lamp wire sheath	2	
3	GR501-730000-002	前小灯总成 Front lamp-assy, side	1	见图 IV See Fig.IV
4	GR501-703000-000	组合开关总成 Combination switch assy	1	见图 II -1 See Fig. II -1
5	N163-420100-000	螺钉组件 Screw components	7	
6	N163-700001-000	仪表板围板 Dashboard panels	1	
7	GR501-704000-822	保险丝盒 Fuse box	1	见图 VII See Fig.VII
8	G005783-008016-00	螺栓M8×16 Bolt M8×16	10	
9	G000093-000008-00	垫圈 8 Washer 8	10	
10	G0097P1-000008-00	垫圈 8 Washer 8	7	
11	N163-700009-000	喇叭 Horn	1	见图III See Fig.III
12	N163-700600-000	制动灯开关 Brake lamp switch	1	
13	GR516-701000-002	电器板总成 Electric board assy	1	见图VI-4 See Fig. VI-4
14	GR516-750000-002	后灯总成 Rear lamps assy	1	见图 V See Fig. V
15	N163-700500-000	倒车报警器 Buzzer,back	1	

见上图  
See previous fig.

图 19 电气系统  
Fig.19 Electrical system

Ⓟ CPYD50/60/70-RW24

序号 Item	物料码 Code No.	名称 Description	数量 Qty	备注或适用车型 Remarks or Serial No.
16	GR512-720000-001	仪表板总成 Instrument assy	1	见图 I -3 See Fig. I -3
17	GR512-710000-002	车身主线束 Main wire-harness	1	
18	GR502-700400-002	蓄电池负极引线 Cable, battery(-)	1	
19	R840-700001-000	少维护蓄电池 Battery,low-maintenance	1	12V 60Ah
20	GR516-700100-002	蓄电池正极引线 Cable, battery(+)	1	
21	GR502-700500-002	起动机接地线 Ground wire,starter	1	
22	1F250-380900-000	捆线带 Ties	20	长 230 毫米 Length 230mm
23	XF250-700001-000	捆线带 Ties	2	长 145 毫米 Length 145mm
24	SC601-700009-001	油温报警器 Oil temp alarm	1	
25	ED250B-1-G00	紧急断电开 Emergency power off switch	1	
26	GR502-700200-002	电源开关接起动线 Cable,power switch to starter	1	
27	GR512-700002-000	油门踏板 Acceleration pedal	1	
28	NO PART NO.	油压报警器 Oil pressure warner	1	发动机配套 Supply by engine
29	NO PART NO.	电磁阀 Electromagnetic reversing valves	2	变速箱配 Supply by transmission box
30	NO PART NO.	发电机 Alternator	1	发动机配 Supply by engine

见上图  
See previous fig.





**图 20 电气系统**  
**Fig.20 Electrical system**

① CPCD80/100-RW41

序号 Item	物料码 Code No.	名称 Description	数量 Qty	备注或适用车型 Remarks or Serial No.
1	GR501-740000-000	前大灯总成 Front lamp-assy,head	2	见图 IV See Fig.IV
2	N163-700002-000	前灯线护套 Front lamp wire sheath	2	
3	GR501-730000-002	前小灯总成 Front lamp-assy, side	1	见图 IV See Fig.IV
4	GR501-703000-000	组合开关总成 Combination switch assy	1	见图 II -1 See Fig. II -1
5	N163-420100-000	螺钉组件 Screw components	7	
6	N163-700001-000	仪表板围板 Dashboard panels	1	
7	GR501-704000-002	保险丝盒 Fuse box	1	见图 VII See Fig.VII
8	G005783-008016-00	螺栓M8×16 Bolt M8×16	7	
9	G000093-000008-00	垫圈 8 Washer 8	9	
10	G0097P1-000008-00	垫圈 8 Washer 8	9	
11	R450-700200-000	喇叭 Horn	1	见图III See Fig.III
12	N163-700600-000	制动灯开关 Brake lamp switch	1	
13	GR710-701000-002	电器板总成 Electric board assy	1	见图VI-5 See FigVI-5
14	GR1001-750000-002	后灯总成 Rear lamps assy	1	见图 V See Fig. V
15	DJB-24B-G00	倒车报警器 Buzzer,back	1	

见上图  
See previous fig.

图 20 电气系统  
Fig.20 Electrical system

① CPCD80/100-RW41

序号 Item	物料码 Code No.	名称 Description	数量 Qty	备注或适用车型 Remarks or Serial No.
16	GR501-720000-001	仪表板总成 Instrument assy	1	见图 I -1 See Fig. I -1
17	GR1007-710000-002	车身主线束 Main wire-harness	1	
18	GR502-700400-002	蓄电池负极引线 Cable, battery(-)	1	
19	GR502-700300-002	蓄电池串联电线 Cable, battery(+)--battery(-)	1	
20	R960-700002-000	少维护蓄电池 Battery,low-maintenance	2	12V 90Ah
21	GR1001-700100-000	油量传感器 Fuel sensor	1	
22	G0097P1-000006-00	垫圈 5 Washer 5	5	
23	G000093-000005-00	垫圈 5 Washer 5	5	
24	G000067-005012-00	螺钉 M5×12 Screw M5×12	5	
25	GR502-700100-002	蓄电池正极引线 Cable, battery(+)	1	
26	GR501-700300-000	起动机接地线 Ground wire,starter	1	
27	GR512-700001-000	水温传感器 Water temp sensor	1	
28	1F250-380900-000	捆线带 Ties	22	长 230 毫米 Length 230mm
29	XF250-700001-000	捆线带 Ties	2	长 145 毫米 Length 145mm
30	SC601-700009-001	油温报警器 Oil temp alarm	1	

见上图  
See previous fig.



**图 20 电气系统**  
**Fig.20 Electrical system**

① CPCD80/100-RW41

见上图  
See previous fig.

序号 Item	物料码 Code No.	名称 Description	数量 Qty	备注或适用车型 Remarks or Serial No.
31	ED250B-1-G00	紧急断电开 Emergency power off switch	1	
32	GR503-700200-002	电源开关接起动线 Cable, power switch to starter	1	
33	G006170-000008-00	螺母M8 Nut M8	2	
34	G005783-008025-00	螺栓M8×25 Bolt M8×25	2	
35	50DHW14-800001	固定板 Mounted plate	1	
36	5824100122	油压报警器 Oil pressure warner	1	发动机配套 Supply by engine
37	NO PART NO.	电磁阀 Electromagnetic reversing valves	2	变速箱配 Supply by transmission box
38	1821005307	发电机 Alternator	1	发动机配 Supply by engine
39	1825130430	预热器 Preheater	6	发动机配 Supply by engine
40	1811001411	起动机 Starter	1	发动机配套 Supply by engine
41	1819002270	停止马达 Stop motor	1	发动机配套 Supply by engine
42	1831610330	水温传感器 Water temp sensor	1	发动机配套 Supply by engine
43	NO PART NO.	蓄能器开关 Accumulator switch	1	蓄能器配 Supply by energy accumulator

图 21 电气系统  
Fig.21 Electrical system

© CPCD50/60/70-RW28 CE

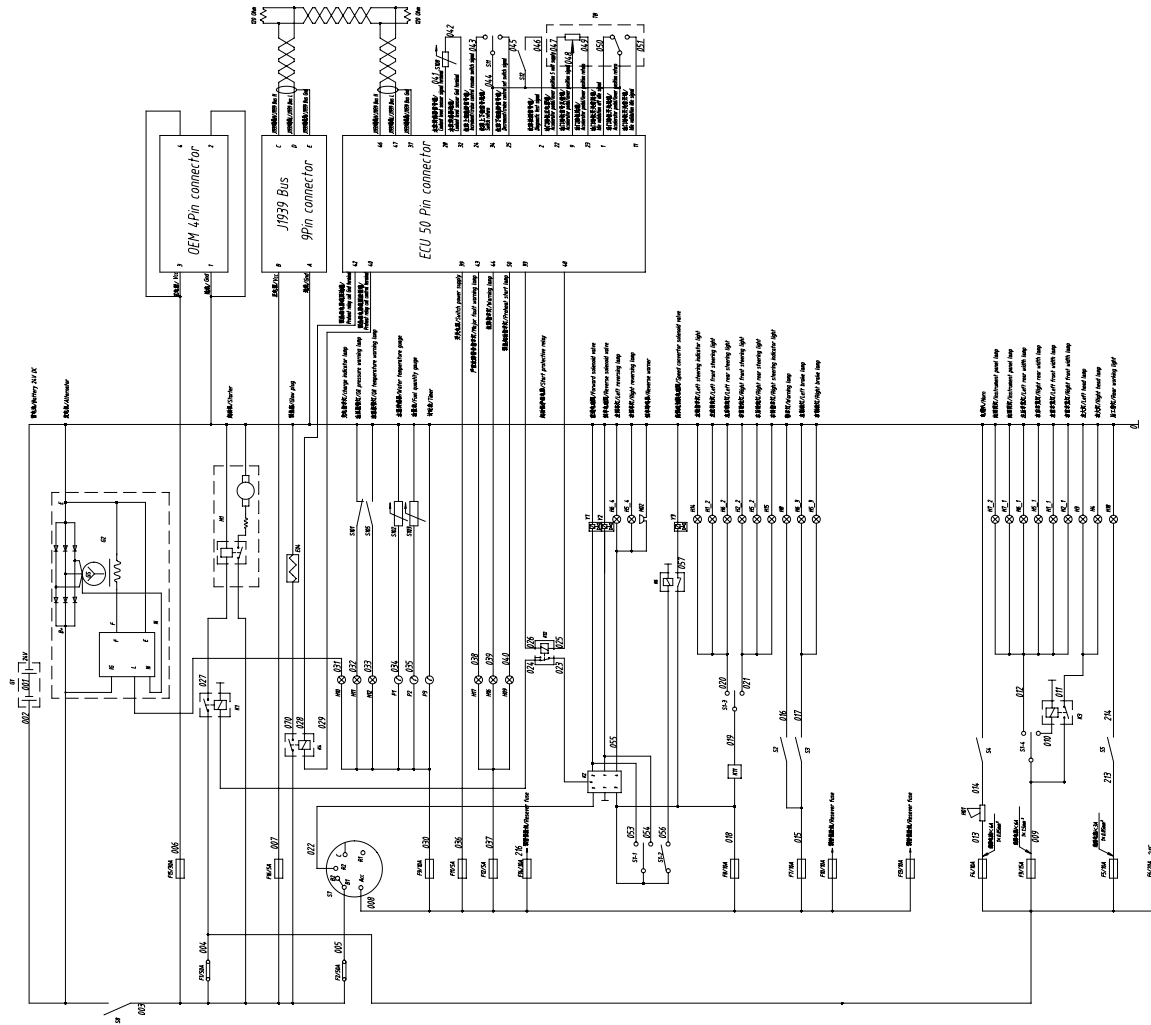


图 21 电气系统  
Fig.21 Electrical system

© CPCD50/60/70-RW28 CE

序号 Item	物料码 Code No.	名称 Description	数量 Qty	备注或适用车型 Remarks or Serial No.
ECU	NO PART NO.	控制器 Controller	(1)	发动机配套 Supply by engine
E04	NO PART NO.	预热塞 Glow plug	(1)	发动机配套 Supply by engine
F3-F16	GR502-701000-821	保险丝盒 Fuse box	1	
G1	R960-700002-000	蓄电池 Battery	2	
G2	EE9247	发电机 Alternator	(1)	发动机配套 Supply by engine
H1-H2	GR501-730100-000	前小灯总成 Front side lamp assy	2	
H3-H4	GR505-740100-000	前大灯总成 Front head lamp assy	2	
H5	GR501-750200-000	右后灯 Rear lamp-Right	1	
H6	GR501-750100-000	左后灯 Rear lamp-Left	1	
H7	24V/2W	内照明灯 Instrument panel lamp	(2)	组合仪表配套 Supply by combination meter
H8	R960-707100-500	警灯 Warning lamp	1	
H09	24V/2W	预热起动指示灯 Preheat&starter indicator lamp	(1)	组合仪表配套 Supply by combination meter
H10	24V/2W	充电指示灯 Charge indicator lamp	(1)	组合仪表配套 Supply by combination meter
H11	24V/2W	油压指示灯 Oil pressure indicator lamp	(1)	组合仪表配套 Supply by combination meter
H12	24V/2W	油温指示灯 Oil temperature indicator lamp	(1)	组合仪表配套 Supply by combination meter

见上图  
See previous fig.

图 21 电气系统  
Fig.21 Electrical system

© CPCD50/60/70-RW28 CE

序号 Item	物料码 Code No.	名称 Description	数量 Qty	备注或适用车型 Remarks or Serial No.
H14	24V/2W	左转指示灯 Left turn indicator lamp	(1)	组合仪表配套 Supply by combination meter
H15	24V/2W	右转指示灯 Right turn indicator lamp	(1)	组合仪表配套 Supply by combination meter
H16	24V/2W	故障指示灯 Fault indicator lamp	(1)	组合仪表配套 Supply by combination meter
H17	24V/2W	严重故障警告指示灯 Serious fault warning indicator lamp	(1)	组合仪表配套 Supply by combination meter
H18	GR501-706100-500	后工作灯 Rear working light	1	选配 Option
H01	R450-700200-000	喇叭 Horn	1	
H02	DJB-24B-G00	倒车报警器 Reverse warner	1	
K1	1393315-8-G00	起动机继电器 Start relay	1	
K3	GR502-700010-820	大灯继电器 Headlamp relay	1	
K4	1393315-8-G00	预热继电器 Preheat relay	1	
K6	GR502-700010-820	高低速切换继电器 Speed convertor relay	1	
K11	GR501-701200-000	电子闪光器 Flasher	1	
K12	GR502-700010-820	起动机保护继电器 Start protective relay	1	
KZ	H48C2-40601-G00	控制盒 Control box	1	
M1	ST9514	起动机 Starter	(1)	发动机配套 Supply by engine

见上图  
See previous fig.

图 21 电气系统  
Fig.21 Electrical system

© CPCD50/60/70-RW28 CE

序号 Item	物料码 Code No.	名称 Description	数量 Qty	备注或适用车型 Remarks or Serial No.
P1	NO PART NO.	水温表 Water temperature gauge	(1)	组合仪表配套 Supply by combination meter
P2	NO PART NO.	油量表 Fuel gauge	(1)	组合仪表配套 Supply by combination meter
P3	NO PART NO.	计时表 Timer	(1)	组合仪表配套 Supply by combination meter
S1	GR501-703000-000	组合开关总成 Combination switch assy	1	
S2	JK106-G00	警示灯开关 Warning lamp switch	1	
S3	N163-700600-000	制动灯开关 Brake switch	1	
S4	NO PART NO.	喇叭按钮 Horn button	(1)	方向盘 Supply by steering wheel
S5	JK106-G00	后大灯开关 Rear working light switch	1	选配 OPTIONAL
S7	JK406C-G00	预热起动开关 Preheat & start switch	1	
S8	ED250B-1-G00	紧急断电开关 Emergency power off switch	1	
S11	GR502-700003-000	故障检测开关 Fault detector switch	1	
S12	GR502-700004-000	故障检测上下选择开关 Fault detector select switch	1	
S101	NO PART NO.	油压传感器 Oil pressure sensor	(1)	组合仪表配套 Supply by combination meter
S102	GR502-700001-000	水温传感器 Water temperature sensor	(1)	组合仪表配套 Supply by combination meter
S103	R450-700100-000	油量传感器 Fuel quantity sensor	(1)	组合仪表配套 Supply by combination meter

见上图  
See previous fig.

**图 21 电气系统**  
**Fig.21 Electrical system**

© CPCD50/60/70-RW28 CE

序号 Item	物料码 Code No.	名称 Description	数量 Qty	备注或适用车型 Remarks or Serial No.
S105	X700-700002-000	油温传感器 Oil temperature sensor	(1)	组合仪表配套 Supply by combination meter
S108	SB901-E	水位传感器 Water-level sensor	1	
Y1	NO PART NO.	前进电磁阀 Forward solenoid valve	(1)	变速箱配套 Supply by gear box
Y2	NO PART NO.	倒车电磁阀 Reverse solenoid valve	(1)	变速箱配套 Supply by gear box
Y3	NO PART NO.	高低速切换电磁阀 Speed convertor solenoid	(1)	变速箱配套 Supply by gear box
线号 001	GR502-700300-821	蓄电池串联线 Battery series cable	1	
线号 002	GR502-700100-821	蓄电池接电源开关线 Battery to power switch cable	1	
线号 003	GR502-700200-821	电源开关线接起动机线 Power switch to starter cable	1	
线号 004-057	GR502-710000-822	车身主线束 Cable	1	
线号 0	GR502-700500-821	起动机接地线 Starter to earth wire	1	
线号 0	GR502-700400-821	蓄电池负极线 Battery negative cable	1	
线号 070	GR502-730000-820	预热线束 Preheat cable	1	
TB	350826-G00	油门踏板 Accelerator pedal	1	

见上图  
See previous fig.

图 22 电气系统  
Fig.22 Electrical system

© CPCD80/100-RW/28 CE

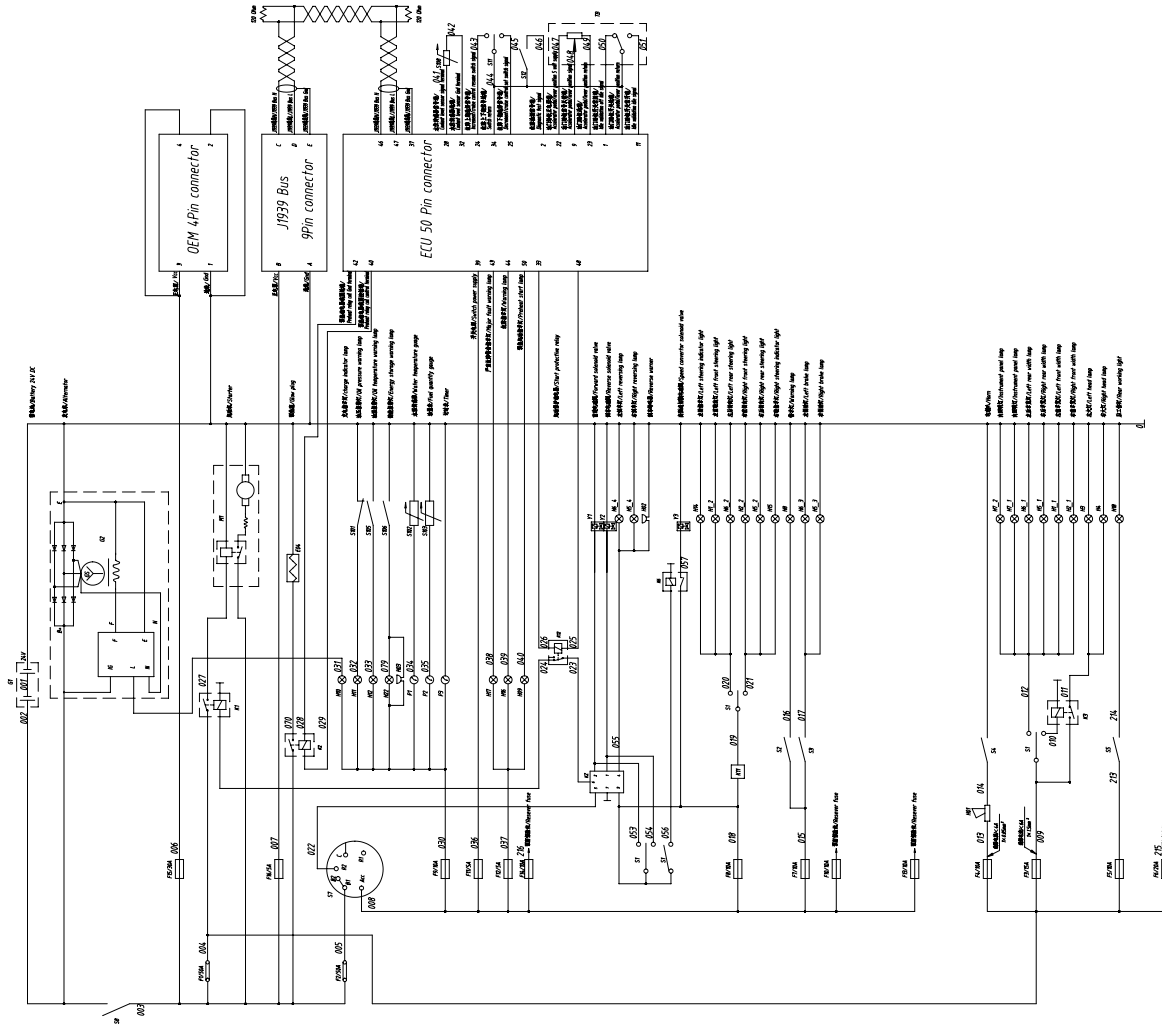


图 22 电气系统  
Fig.22 Electrical system

① CPCD80/100-RW28 CE

序号 Item	物料码 Code No.	名称 Description	数量 Qty	备注或适用车型 Remarks or Serial No.
ECU	NO PART NO.	控制器 Controller	(1)	发动机配套 Supply by engine
E04	NO PART NO.	预热塞 Glow plug	(1)	发动机配套 Supply by engine
F3-F16	GR502-701000-821	保险丝盒 Fuse box	1	
G1	R960-700002-000	蓄电池 Battery	2	
G2	EE9247	发电机 Alternator	(1)	发动机配套 Supply by engine
H1-H2	GR501-730100-000	前小灯总成 Front side lamp assy	2	
H3-H4	GR505-740100-000	前大灯总成 Front head lamp assy	2	
H5	GR501-750200-000	右后灯 Rear lamp-Right	1	
H6	GR501-750100-000	左后灯 Rear lamp-Left	1	
H7	24V/2W	内照明灯 Instrument panel lamp	(2)	组合仪表配套 Supply by combination meter
H8	R960-707100-500	警灯 Warning lamp	1	
H09	24V/2W	预热起动机指示灯 Preheat&starter indicator lamp	(1)	组合仪表配套 Supply by combination meter
H10	24V/2W	充电指示灯 Charge indicator lamp	(1)	组合仪表配套 Supply by combination meter
H11	24V/2W	油压指示灯 Oil pressure indicator lamp	(1)	组合仪表配套 Supply by combination meter
H12	24V/2W	油温指示灯 Oil temperature indicator lamp	(1)	组合仪表配套 Supply by combination meter

见上图  
See previous fig.



图 22 电气系统  
Fig.22 Electrical system

④ CPCD80/100-RW28 CE

序号 Item	物料码 Code No.	名称 Description	数量 Qty	备注或适用车型 Remarks or Serial No.
H14	24V/2W	左转指示灯 Left turn indicator lamp	(1)	组合仪表配套 Supply by combination meter
H15	24V/2W	右转指示灯 Right turn indicator lamp	(1)	组合仪表配套 Supply by combination meter
H16	24V/2W	故障指示灯 Fault indicator lamp	(1)	组合仪表配套 Supply by combination meter
H17	24V/2W	严重故障警告指示灯 Serious fault warning indicator lamp	(1)	组合仪表配套 Supply by combination meter
H18	GR501-706100-500	后工作灯 Rear working light	1	选配 OPTIONAL
H22	24V/2W	储能报警灯 Energy-storage warning lamp	(1)	组合仪表配套 Supply by combination meter
H01	R450-700200-000	喇叭 Horn	1	
H02	DJB-24B-G00	倒车报警器 Reverse warner	1	
H03	GX160-700003-000	报警器 Warner	1	
K1	1393315-8-G00	起动继电器 Start relay	1	
K3	GR502-700010-820	大灯继电器 Headlamp relay	1	
K4	1393315-8-G00	预热继电器 Preheat relay	1	
K6	GR502-700010-820	高低速切换继电器 Speed convertor relay	1	
K11	GR501-701200-000	电子闪光器 Flasher	1	
K12	GR502-700010-820	起动保护继电器 Start protective relay	1	

见上图  
See previous fig.

图 22 电气系统  
Fig.22 Electrical system

① CPCD80/100-RW28 CE

序号 Item	物料码 Code No.	名称 Description	数量 Qty	备注或适用车型 Remarks or Serial No.
KZ	H48C2-40601-G00	控制盒 Control box	1	
M1	ST9514	起动机 Starter	(1)	发动机配套 Supply by engine
P1	NO PART NO.	水温表 Water temperature gauge	(1)	组合仪表配套 Supply by combination meter
P2	NO PART NO.	油量表 Fuel gauge	(1)	组合仪表配套 Supply by combination meter
P3	NO PART NO.	计时表 Timer	(1)	组合仪表配套 Supply by combination meter
S1	GR501-703000-000	组合开关总成 Combination switch assy	1	
S2	JK106-G00	警示灯开关 Warning lamp switch	1	
S3	N163-700600-000	制动灯开关 Brake switch	1	
S4	NO PART NO.	喇叭按钮 Horn button	(1)	方向盘 Supply by steering wheel
S5	JK106-G00	后大灯开关 Rear working light switch	1	选配 OPTIONAL
S7	JK406C-G00	预热起动机开关 Preheat & start switch	1	
S8	ED250B-1-G00	紧急断电开关 Emergency power off switch	1	
S11	GR502-700003-000	故障检测开关 Fault detector switch	1	
S12	GR502-700004-000	故障检测上下选择开关 Fault detector select switch	1	
S101	NO PART NO.	油压传感器 Oil pressure sensor	(1)	组合仪表配套 Supply by combination meter

见上图  
See previous fig.

图 22 电气系统  
Fig.22 Electrical system

① CPCD80/100-RW28 CE

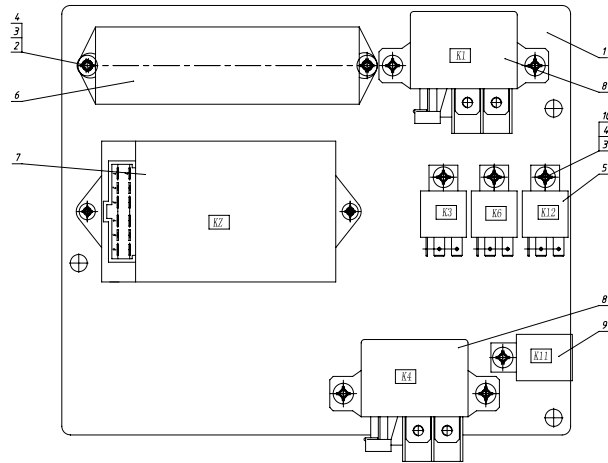
序号 Item	物料码 Code No.	名称 Description	数量 Qty	备注或适用车型 Remarks or Serial No.
S102	GR502-700001-000	水温传感器 Water temperature sensor	(1)	组合仪表配套 Supply by combination meter
S103	GR1001-700100-000	油量传感器 Fuel quantity sensor	(1)	组合仪表配套 Supply by combination meter
S105	X700-700002-000	油温传感器 Oil temperature sensor	(1)	组合仪表配套 Supply by combination meter
S106	NO PART NO.	蓄能器开关 Accumulator switch	(1)	蓄能器配 Supply by energy accumulator
S108	SB901-E	水位传感器 Water-level sensor	1	
Y1	NO PART NO.	前进电磁阀 Forward solenoid valve	(1)	变速箱配套 Supply by gear box
Y2	NO PART NO.	倒车电磁阀 Reverse solenoid valve	(1)	变速箱配套 Supply by gear box
Y3	NO PART NO.	高低速切换电磁阀 Speed convertor solenoid	(1)	变速箱配套 Supply by gear box
线号 001	GR502-700300-821	蓄电池串联线 Battery series cable	1	
线号 002	GR502-700100-821	蓄电池接电源开关线 Battery to power switch cable	1	
线号 003	GR502-700200-821	电源开关线接起动机线 Power switch to starter cable	1	
线号 004-079	GR1002-710000-822	车身主线束 Cable	1	
线号 0	GR502-700500-821	起动机接地线 Starter to earth wire	1	
线号 0	GR502-700400-821	蓄电池负极线 Battery negative cable	1	
线号 070	GR502-730000-820	预热线束 Preheat cable	1	

见上图  
See previous fig.



图 23 电器板总成  
Fig.23 Electrical plate assy

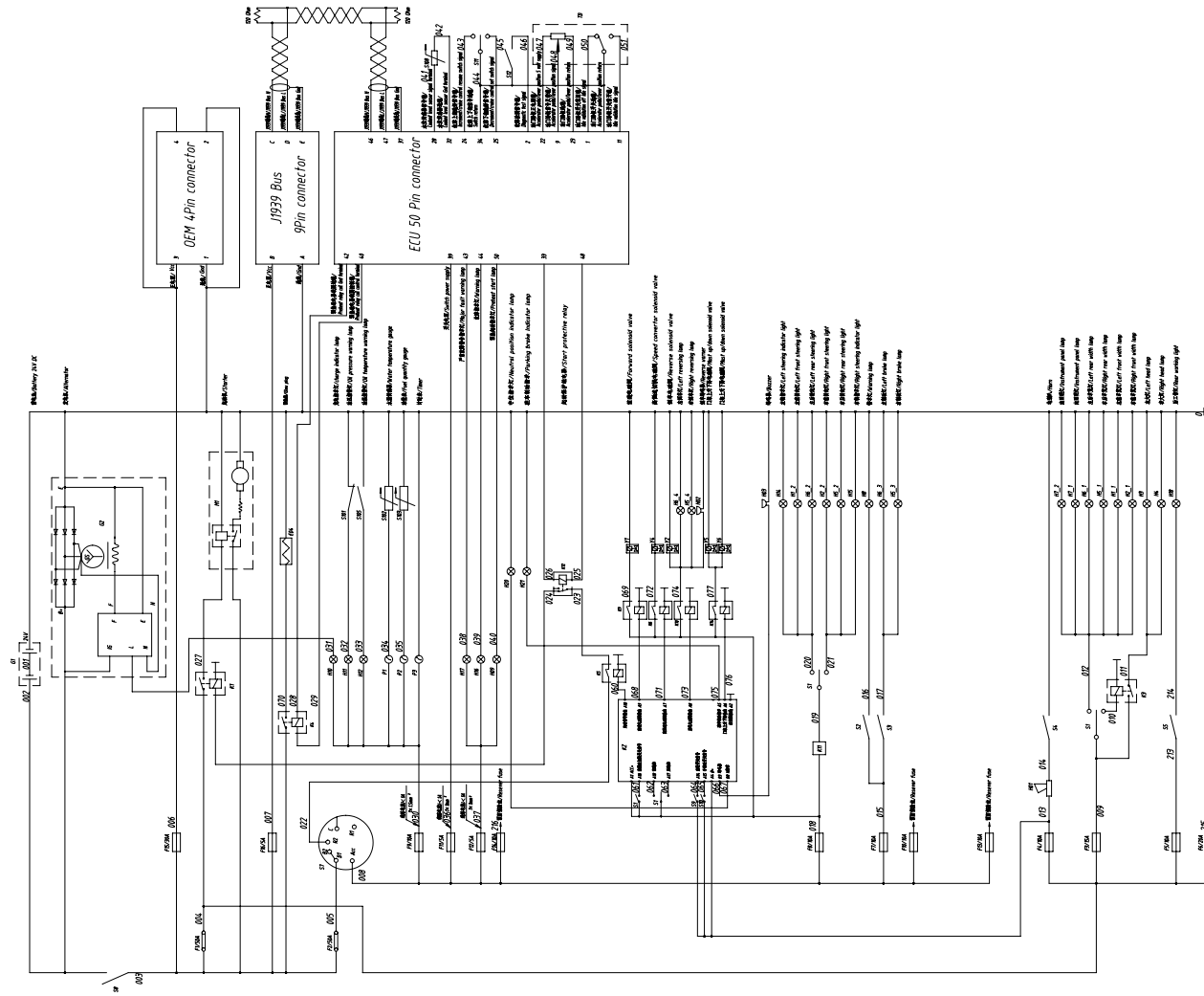
© CPCD50/60/70-RW28    Ⓓ CPCD80/100-RW28    CE



序号 Item	物料码 Code No.	名称 Description	数量 Qty	备注或适用车型 Remarks or Serial No.
A1	GR502-704000-822	电器板总成 Electric board assy	1	包含/inc:1-10
1	GR502-704001-832	电器安装板 Electric mounting plate	1	
2	G000818-005014-00	螺栓 M5×14 Bolt M5×14	4	
3	G000093-000005-00	垫圈 5 Washer 5	12	
4	G0097P1-000005-00	垫圈 5 Washer 5	12	
5	GR502-700010-820	大灯继电器 (K3) Headlamp relay(K3)	1	
-	GR502-700010-820	高低速继电器 (K6) High&low-speed relay(K6)	1	
-	GR502-700010-820	起动保护继电器 (K12) Start protective relay (K12)	1	
6	GR502-704002-821	保险丝盒 (F3-F16) Fuse box(F3-F16)	1	
-	NO PART NO.	保险丝片 Fuse	14	20A×1,10A×8,15A×1, 5A×3,30A×1
7	H48C2-40601-G00	控制盒 (KZ) Control box(KZ)	1	
8	1393315-8	起动继电器 (K1) Start relay(K1)	1	
	1393315-8	起动继电器 (K4) Start relay(K4)	1	
9	GR501-701200-000	电子闪光器 Flasher	1	
10	G000818-005008-00	螺栓 M5×8 Bolt M5×8	8	

图 24 电气系统  
Fig.24 Electrical system

© CPCD50/60/70-RW28 CE 座椅感知  
CE Seat perception



**图 24 电气系统**  
**Fig.24 Electrical system**

© CPCD50/60/70-RW28 CE 座椅感知  
CE Seat perception

序号 Item	物料码 Code No.	名称 Description	数量 Qty	备注或适用车型 Remarks or Serial No.
ECU	NO PART NO.	控制器 Controller	(1)	发动机配套 Supply by engine
E04	NO PART NO.	预热塞 Glow plug	(1)	发动机配套 Supply by engine
F3-F16	GR502-701000-821	保险丝盒 Fuse box	1	
G1	R960-700002-000	蓄电池 Battery	2	
G2	EE9247	发电机 Alternator	(1)	发动机配套 Supply by engine
H1-H2	GR501-730100-000	前小灯总成 Front side lamp assy	2	
H3-H4	GR505-740100-000	前大灯总成 Front head lamp assy	2	
H5	GR501-750200-000	右后灯 Rear lamp-Right	1	
H6	GR501-750100-000	左后灯 Rear lamp-Left	1	
H7	24V/2W	内照明灯 Instrument panel lamp	(2)	组合仪表配套 Supply by combination meter
H8	R960-707100-500	警灯 Warning lamp	1	
H09	24V/2W	预热起动机指示灯 Preheat&starter indicator lamp	(1)	组合仪表配套 Supply by combination meter
H10	24V/2W	充电指示灯 Charge indicator lamp	(1)	组合仪表配套 Supply by combination meter
H11	24V/2W	油压指示灯 Oil pressure indicator lamp	(1)	组合仪表配套 Supply by combination meter
H12	24V/2W	油温指示灯 Oil temperature indicator lamp	(1)	组合仪表配套 Supply by combination meter

见上图  
See previous fig.

**图 24 电气系统**  
**Fig.24 Electrical system**

© CPCD50/60/70-RW28 CE 座椅感知  
CE Seat perception

序号 Item	物料码 Code No.	名称 Description	数量 Qty	备注或适用车型 Remarks or Serial No.
H14	24V/2W	左转指示灯 Left turn indicator lamp	(1)	组合仪表配套 Supply by combination meter
H15	24V/2W	右转指示灯 Right turn indicator lamp	(1)	组合仪表配套 Supply by combination meter
H16	24V/2W	故障指示灯 Fault indicator lamp	(1)	组合仪表配套 Supply by combination meter
H17	24V/2W	严重故障警告指示灯 Serious fault warning indicator lamp	(1)	组合仪表配套 Supply by combination meter
H18	GR501-706100-500	后工作灯 Rear working light	1	选配 OPTIONAL
H20	24V/2W	中位指示灯 Neutral position indicator lamp	(1)	组合仪表配套 Supply by combination meter
H21	24V/2W	驻车制动指示灯 Parking brake Indicator lamp	(1)	组合仪表配套 Supply by combination meter
H01	R450-700200-000	喇叭 Horn	1	
H02	DJB-24B-G00	倒车报警器 Reverse warner	1	
H03	GX160-700003-000	报警器 Warner	1	
K1	1393315-8-G00	起动继电器 Start relay	1	
K3	GR502-700010-820	大灯继电器 Headlamp relay	1	
K4	1393315-8-G00	预热继电器 Preheat relay	1	
K5	GR502-700010-820	中间继电器 Intermediate relay	1	
K6	GR502-700010-820	高低速切换继电器 Speed convertor relay	1	

见上图  
See previous fig.



**图 24 电气系统**  
**Fig.24 Electrical system**

© CPCD50/60/70-RW28 CE 座椅感知  
CE Seat perception

序号 Item	物料码 Code No.	名称 Description	数量 Qty	备注或适用车型 Remarks or Serial No.
K9	GR502-700010-820	前进继电器 Forward relay	1	
K10	GR502-700010-820	后退继电器 Reverse relay	1	
K11	GR501-701200-000	电子闪光器 Flasher	1	
K12	GR502-700010-820	起动保护继电器 Start protective relay	1	
K14	GR502-700010-820	门架继电器 Mast relay	1	
KZ	X700-700700-500	控制盒 Control box	1	
M1	ST9514	起动机 Starter	(1)	发动机配套 Supply by engine
P1	NO PART NO.	水温表 Water temperature gauge	(1)	组合仪表配套 Supply by combination meter
P2	NO PART NO.	油量表 Fuel gauge	(1)	组合仪表配套 Supply by combination meter
P3	NO PART NO.	计时表 Timer	(1)	组合仪表配套 Supply by combination meter
S1	GR501-703000-000	组合开关总成 Combination switch assy	1	
S2	JK106-G00	警示灯开关 Warning lamp switch	1	
S3	N163-700600-000	制动灯开关 Brake switch	1	
S4	NO PART NO.	喇叭按钮 Horn button	(1)	方向盘 Supply by steering wheel
S5	JK106-G00	后大灯开关 Rear working light switch	1	选配 OPTIONAL

见上图  
See previous fig.

**图 24 电气系统**  
**Fig.24 Electrical system**

© CPCD50/60/70-RW28 CE 座椅感知  
CE Seat perception

序号 Item	物料码 Code No.	名称 Description	数量 Qty	备注或适用车型 Remarks or Serial No.
S7	JK406C-G00	预热起动开关 Preheat & start switch	1	
S8	ED250B-1-G00	紧急断电开关 Emergency power off switch	1	
S9	NO PART NO.	座椅开关 Seat switch	(1)	座椅配 Supply by seat
S10	TM1308-1-G00	微动开关 Microswitch	1	
S11	GR502-700003-000	故障检测开关 Fault detector switch	1	
S12	GR502-700004-000	故障检测上下选择开关 Fault detector select switch	1	
S101	NO PART NO.	油压传感器 Oil pressure sensor	(1)	组合仪表配套 Supply by combination meter
S102	GR502-700001-000	水温传感器 Water temperature sensor	(1)	组合仪表配套 Supply by combination meter
S103	R450-700100-000	油量传感器 Fuel quantity sensor	(1)	组合仪表配套 Supply by combination meter
S105	X700-700002-000	油温传感器 Oil temperature sensor	(1)	组合仪表配套 Supply by combination meter
S108	SB901-E	水位传感器 Water-level sensor	1	
Y1	NO PART NO.	前进电磁阀 Forward solenoid valve	(1)	变速箱配套 Supply by gear box
Y2	NO PART NO.	倒车电磁阀 Reverse solenoid valve	(1)	变速箱配套 Supply by gear box
Y4	NO PART NO.	高低速切换电磁阀 Speed convertor solenoid	(1)	变速箱配套 Supply by gear box
Y5 Y6	NO PART NO.	门架电磁阀 Solenoid valve valve	(2)	多路阀配套 Supply by multitandem valve

见上图  
See previous fig.

**图 24 电气系统**  
**Fig.24 Electrical system**

© CPCD50/60/70-RW28 CE 座椅感知  
CE Seat perception

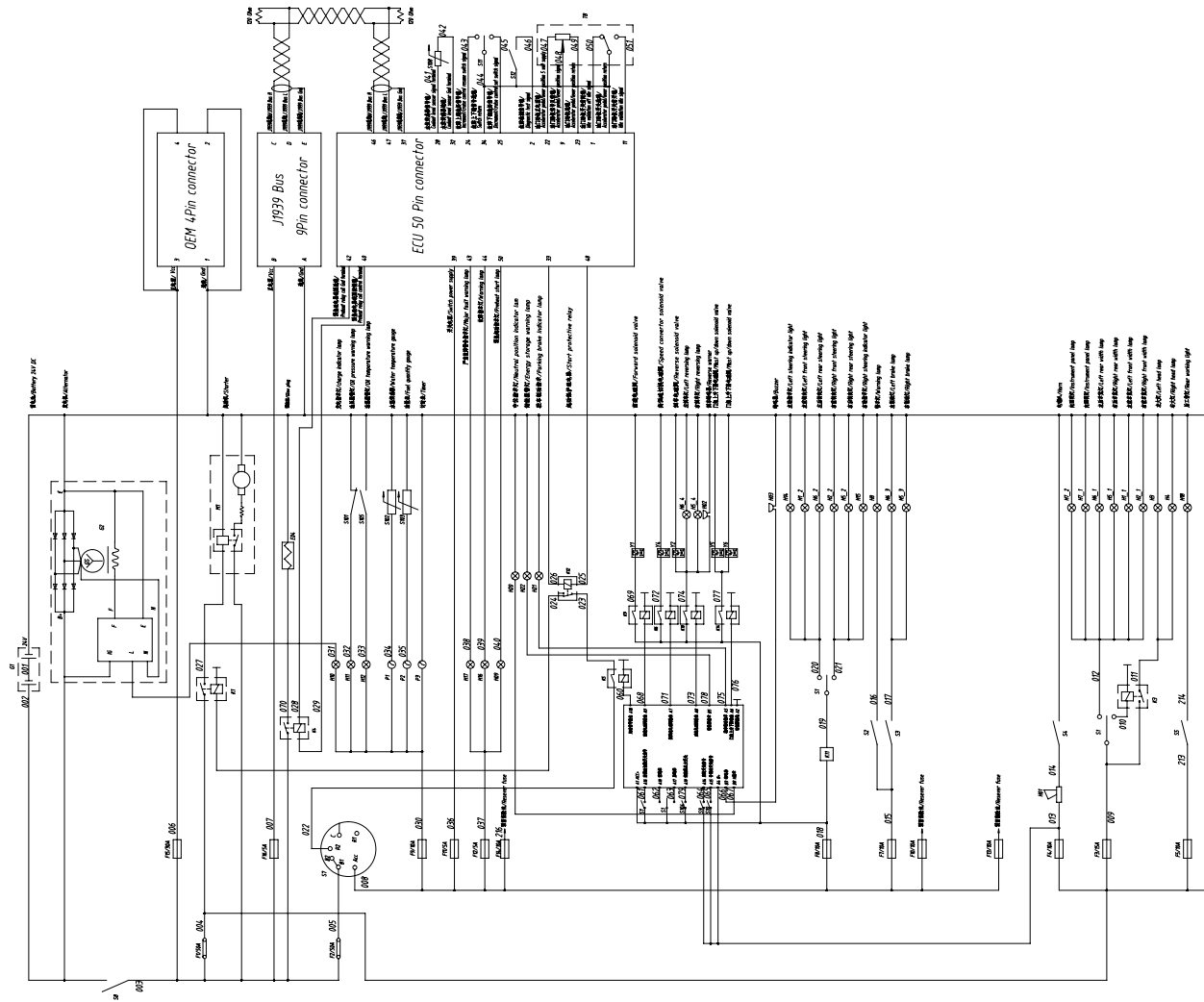
序号 Item	物料码 Code No.	名称 Description	数量 Qty	备注或适用车型 Remarks or Serial No.
线号 001	GR502-700300-821	蓄电池串联线 Battery series cable	1	
线号 002	GR502-700100-821	蓄电池接电源开关线 Battery to power switch cable	1	
线号 003	GR502-700200-821	电源开关线接起动机线 Power switch to starter cable	1	
线号 004-077	GR502-710000-802	车身主线束 Cable	1	
线号 0	GR502-700500-821	起动机接地线 Starter to earth wire	1	
线号 0	GR502-700400-821	蓄电池负极线 Battery negative cable	1	
线号 070	GR502-730000-820	预热线束 Preheat cable	1	
TB	350826-G00	油门踏板 Accelerator pedal	1	

见上图  
See previous fig.

图 25 电气系统  
Fig.25 Electrical system

© CPCD80/100-RW28

CE 座椅感知  
CE Seat perception



**图 25 电气系统**  
**Fig.25 Electrical system**

① CPCD80/100-RW28 CE 座椅感知  
CE Seat perception

序号 Item	物料码 Code No.	名称 Description	数量 Qty	备注或适用车型 Remarks or Serial No.
ECU	NO PART NO.	控制器 Controller	(1)	发动机配套 Supply by engine
E04	NO PART NO.	预热塞 Glow plug	(1)	发动机配套 Supply by engine
F3-F16	GR502-701000-821	保险丝盒 Fuse box	1	
G1	R960-700002-000	蓄电池 Battery	2	
G2	EE9247	发电机 Alternator	(1)	发动机配套 Supply by engine
H1-H2	GR501-730100-000	前小灯总成 Front side lamp assy	2	
H3-H4	GR505-740100-000	前大灯总成 Front head lamp assy	2	
H5	GR501-750200-000	右后灯 Rear lamp-Right	1	
H6	GR501-750100-000	左后灯 Rear lamp-Left	1	
H7	24V/2W	内照明灯 Instrument panel lamp	(2)	组合仪表配套 Supply by combination meter
H8	R960-707100-500	警灯 Warning lamp	1	
H09	24V/2W	预热起动机指示灯 Preheat&starter indicator lamp	(1)	组合仪表配套 Supply by combination meter
H10	24V/2W	充电指示灯 Charge indicator lamp	(1)	组合仪表配套 Supply by combination meter
H11	24V/2W	油压指示灯 Oil pressure indicator lamp	(1)	组合仪表配套 Supply by combination meter
H12	24V/2W	油温指示灯 Oil temperature indicator lamp	(1)	组合仪表配套 Supply by combination meter

见上图  
See previous fig.

**图 25 电气系统**  
**Fig.25 Electrical system**

① CPCD80/100-RW28 CE 座椅感知  
CE Seat perception

序号 Item	物料码 Code No.	名称 Description	数量 Qty	备注或适用车型 Remarks or Serial No.
H14	24V/2W	左转指示灯 Left turn indicator lamp	(1)	组合仪表配套 Supply by combination meter
H15	24V/2W	右转指示灯 Right turn indicator lamp	(1)	组合仪表配套 Supply by combination meter
H16	24V/2W	故障指示灯 Fault indicator lamp	(1)	组合仪表配套 Supply by combination meter
H17	24V/2W	严重故障警告指示灯 Serious fault warning indicator lamp	(1)	组合仪表配套 Supply by combination meter
H18	GR501-706100-500	后工作灯 Rear working light	1	选配 OPTIONAL
H20	24V/2W	中位指示灯 Neutral position indicator lamp	(1)	组合仪表配套 Supply by combination meter
H21	24V/2W	驻车制动指示灯 Parking brake Indicator lamp	(1)	组合仪表配套 Supply by combination meter
H22	24V/2W	储能报警灯 Energy-storage warning lamp	(1)	组合仪表配套 Supply by combination meter
H01	R450-700200-000	喇叭 Horn	1	
H02	DJB-24B-G00	倒车报警器 Reverse warner	1	
H03	GX160-700003-000	报警器 Warner	1	
K1	1393315-8-G00	起动继电器 Start relay	1	
K3	GR502-700010-820	大灯继电器 Headlamp relay	1	
K4	1393315-8-G00	预热继电器 Preheat relay	1	
K5	GR502-700010-820	中间继电器 Intermediate relay	1	

见上图  
See previous fig.

**图 25 电气系统**  
**Fig.25 Electrical system**

① CPCD80/100-RW28 CE 座椅感知  
CE Seat perception

序号 Item	物料码 Code No.	名称 Description	数量 Qty	备注或适用车型 Remarks or Serial No.
K6	GR502-700010-820	高低速切换继电器 Speed convertor relay	1	
K9	GR502-700010-820	前进继电器 Forward relay	1	
K10	GR502-700010-820	后退继电器 Reverse relay	1	
K11	GR501-701200-000	电子闪光器 Flasher	1	
K12	GR502-700010-820	起动保护继电器 Start protective relay	1	
K14	GR502-700010-820	门架继电器 Mast relay	1	
KZ	X700-700700-500	控制盒 Control box	1	
M1	ST9514	起动机 Starter	(1)	发动机配套 Supply by engine
P1	NO PART NO.	水温表 Water temperature gauge	(1)	组合仪表配套 Supply by combination meter
P2	NO PART NO.	油量表 Fuel gauge	(1)	组合仪表配套 Supply by combination meter
P3	NO PART NO.	计时表 Timer	(1)	组合仪表配套 Supply by combination meter
S1	GR501-703000-000	组合开关总成 Combination switch assy	1	
S2	JK106-G00	警示灯开关 Warning lamp switch	1	
S3	N163-700600-000	制动灯开关 Brake switch	1	
S4	NO PART NO.	喇叭按钮 Horn button	(1)	方向盘 Supply by steering wheel

见上图  
See previous fig.

**图 25 电气系统**  
**Fig.25 Electrical system**

① CPCD80/100-RW28 CE 座椅感知  
CE Seat perception

序号 Item	物料码 Code No.	名称 Description	数量 Qty	备注或适用车型 Remarks or Serial No.
S5	JK106-G00	后大灯开关 Rear working light switch	1	选配 OPTIONAL
S7	JK406C-G00	预热起动开关 Preheat & start switch	1	
S8	ED250B-1-G00	紧急断电开关 Emergency power off switch	1	
S9	NO PART NO.	座椅开关 Seat switch	(1)	座椅配 Supply by seat
S10	TM1308-1-G00	微动开关 Microswitch	1	
S11	GR502-700003-000	故障检测开关 Fault detector switch	1	
S12	GR502-700004-000	故障检测上下选择开关 Fault detector select switch	1	
S101	NO PART NO.	油压传感器 Oil pressure sensor	(1)	组合仪表配套 Supply by combination meter
S102	GR502-700001-000	水温传感器 Water temperature sensor	(1)	组合仪表配套 Supply by combination meter
S103	R450-700100-000	油量传感器 Fuel quantity sensor	(1)	组合仪表配套 Supply by combination meter
S105	X700-700002-000	油温传感器 Oil temperature sensor	(1)	组合仪表配套 Supply by combination meter
S106	NO PART NO.	蓄能器开关 Accumulator switch	(1)	蓄能器配 Supply by energy accumulator
S108	SB901-E	水位传感器 Water-level sensor	1	
Y1	NO PART NO.	前进电磁阀 Forward solenoid valve	(1)	变速箱配套 Supply by gear box
Y2	NO PART NO.	倒车电磁阀 Reverse solenoid valve	(1)	变速箱配套 Supply by gear box

见上图  
See previous fig.



**图 25 电气系统**  
**Fig.25 Electrical system**

① CPCD80/100-RW28 CE 座椅感知  
CE Seat perception

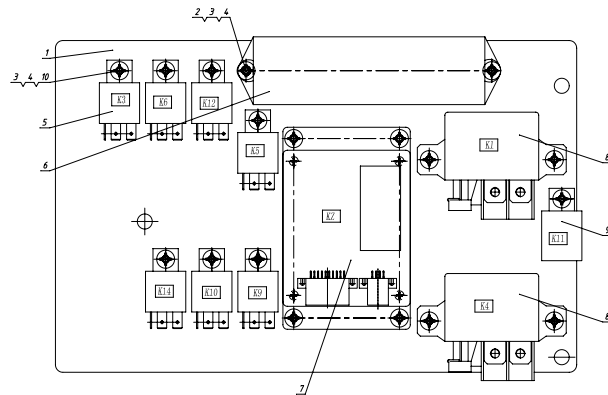
序号 Item	物料码 Code No.	名称 Description	数量 Qty	备注或适用车型 Remarks or Serial No.
Y4	NO PART NO.	高低速切换电磁阀 Speed convertor solenoid	(1)	变速箱配套 Supply by gear box
Y5 Y6	NO PART NO.	门架电磁阀 Solenoid valve valve	(2)	多路阀配套 Supply by multitandem valve
线号 001	GR502-700300-821	蓄电池串联线 Battery series cable	1	
线号 002	GR502-700100-821	蓄电池接电源开关线 Battery to power switch cable	1	
线号 003	GR502-700200-821	电源开关线接起动机线 Power switch to starter cable	1	
线号 004-079	GR1002-710000-802	车身主线束 Cable	1	
线号 0	GR502-700500-821	起动机接地线 Starter to earth wire	1	
线号 0	GR502-700400-821	蓄电池负极线 Battery negative cable	1	
线号 070	GR502-730000-820	预热线束 Preheat cable	1	
TB	350826-G00	油门踏板 Accelerator pedal	1	

见上图  
See previous fig.

图 26 电器板总成  
Fig.26 Electrical plate assy

© CPCD50/60/70-RW28    © CPCD80/100-RW28

CE 座椅感知  
CE Seat perception



序号 Item	物料码 Code No.	名称 Description	数量 Qty	备注或适用车型 Remarks or Serial No.
A1	GR502-704000-802	电器板总成 Electric board assy	1	包含/inc:1-10
1	GR502-704001-890	电器安装板 Electric mounting plate	1	
2	G000818-005014-00	螺栓 M5×14 Bolt M5×14	2	
3	G000093-000005-00	垫圈 5 Washer 5	18	
4	G0097P1-000005-00	垫圈 5 Washer 5	18	
5	GR502-700010-820	大灯继电器 (K3) Headlamp relay(K3)	1	
-	GR502-700010-820	中间继电器 (K5) Intermediate relay(K5)	1	
-	GR502-700010-820	高低速继电器 (K6) High&low-speed relay(K6)	1	
-	GR502-700010-820	前进继电器 (K9) Forward relay(K9)	1	
-	GR502-700010-820	后退继电器 (K10) Reverse relay(K10)	1	
-	GR502-700010-820	起动保护继电器 (K12) Start protective relay (K12)	1	
-	GR502-700010-820	门架继电器 (K14) Mast relay(K14)	1	
6	GR502-704002-821	保险丝盒 (F3-F16) Fuse box(F3-F16)	1	
-	NO PART NO.	保险丝片 Fuse	14	20A×1,10A×8,15A×1, 5A×3,30A×1
7	X700-700700-500	控制盒 Control box	1	



图 27 电气系统  
Fig.27 Electrical system

© CPYD50/60/70-RW57 CE

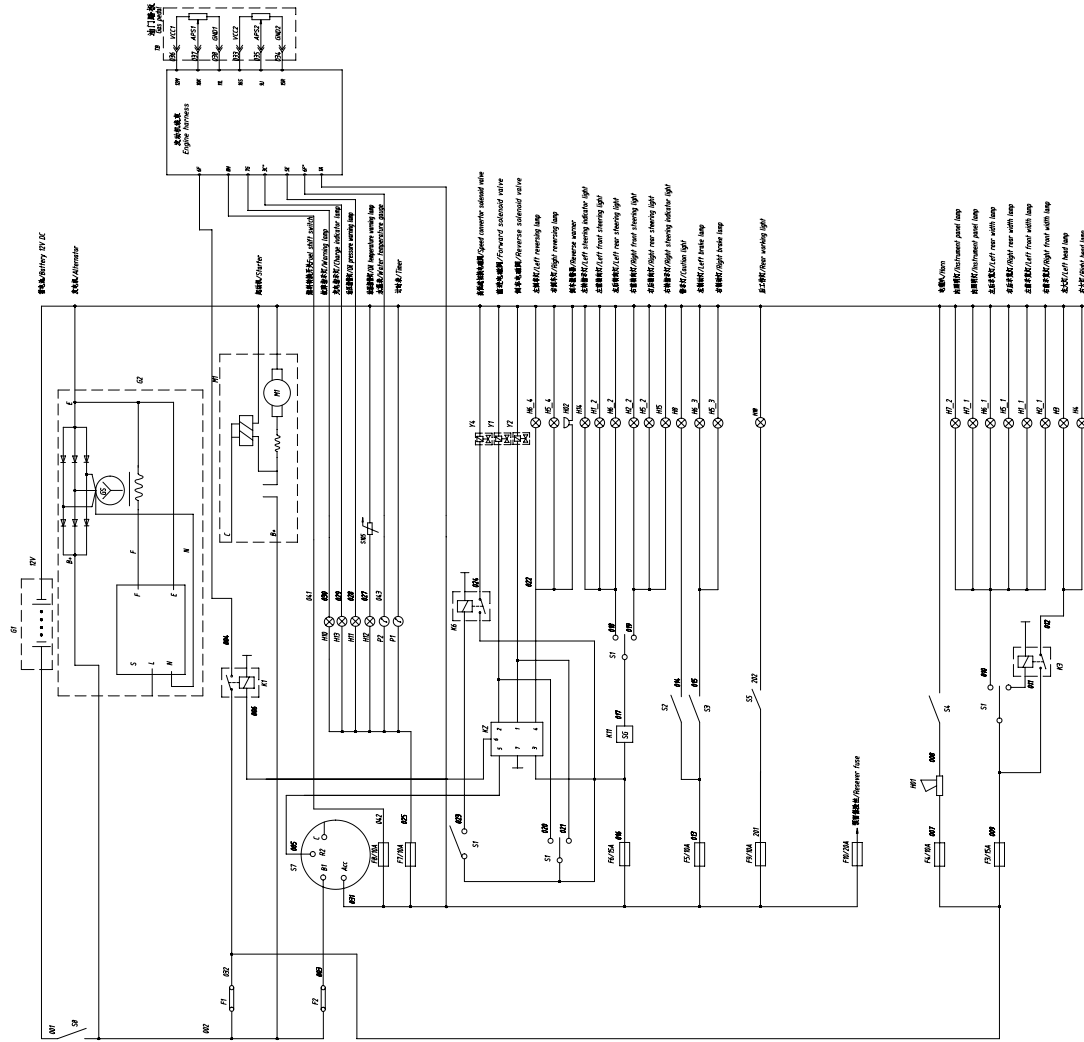


图 27 电气系统  
Fig.27 Electrical system

Ⓚ CPYD50/60/70-RW57 CE

序号 Item	物料码 Code No.	名称 Description	数量 Qty	备注或适用车型 Remarks or Serial No.
F3-F10	GR516-704000-802	保险丝盒 Fuse box	1	
G1	R840-700001-000	蓄电池 Battery	1	
G2	NO PART NO.	发电机 Alternator	(1)	发动机配套 Supply by engine
H1-H2	GR505-730000-001	前小灯总成 Front side lamp assy	1	
H3-H4	GR505-740000-001	前大灯总成 Front head lamp assy	2	
H5	R960-770200-830	右后灯 Rear lamp-Right	1	
H6	R960-770100-830	左后灯 Rear lamp-Left	1	
H7	12/2W	内照明灯 Instrument panel lamp	(2)	组合仪表配套 Supply by combination
H8	R960-707100-500	警灯 Warning lamp	1	
H10	12/2W	充电指示灯 Charge indicator lamp	(1)	组合仪表配套 Supply by combination
H11	12/2W	油压报警灯 Oil pressure warning lamp	(1)	组合仪表配套 Supply by combination
H12	12/2W	油温报警灯 Oil temperature warning lamp	(1)	组合仪表配套 Supply by combination
H14	12/2W	左转指示灯 Left turn indicator lamp	(1)	组合仪表配套 Supply by combination
H15	12/2W	右转指示灯 Right turn indicator lamp	(1)	组合仪表配套 Supply by combination
H18	GR505-706100-500	后工作灯 Rear working light	1	选配 OPTIONAL

见上图  
See previous fig.

图 27 电气系统  
Fig.27 Electrical system

Ⓚ CPYD50/60/70-RW57 CE

序号 Item	物料码 Code No.	名称 Description	数量 Qty	备注或适用车型 Remarks or Serial No.
H01	N163-700009-000	电喇叭 Horn	1	
H02	N163-700500-000	倒车报警器 Reverse warner	1	
K1	N163-700010-820	起动继电器 Start relay	1	
K3	N163-700010-820	大灯继电器 Headlamp relay	1	
K6	N163-700010-820	高低速切换继电器 Speed convertor relay	1	
K11	N163-701100-000	电子闪光器 Flasher	1	
KZ	H24C2-40601-G00	控制盒 Control box	1	
M1	NO PART NO.	起动机 Starter	(1)	发动机配套 Supply by engine
P1	NO PART NO.	计时表 Timer	(1)	组合仪表配套 Supply by combination
P2	NO PART NO.	水温表 Water temperature gauge	(1)	组合仪表配套 Supply by combination
S1	GR501-703000-000	组合开关总成 Combination switch assy	1	
S2	JK106-G00	警示灯开关 Warning lamp switch	1	
S3	N163-700600-000	制动灯开关 Brake switch	1	
S4	NO PART NO.	喇叭按钮 Horn button	(1)	方向盘 Supply by steering wheel
S5	JK106-G00	后大灯开关 Rear working light switch	1	选配 OPTIONAL

见上图  
See previous fig.

图 27 电气系统  
Fig.27 Electrical system

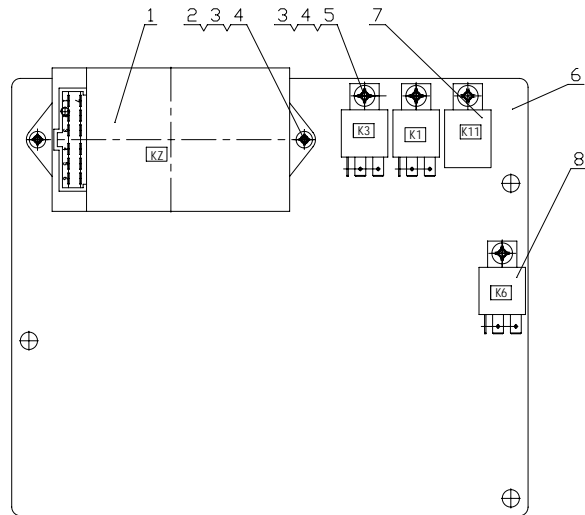
Ⓚ CPYD50/60/70-RW57 CE

序号 Item	物料码 Code No.	名称 Description	数量 Qty	备注或适用车型 Remarks or Serial No.
S7	JK406C-G00	预热起动开关 Preheat & start switch	1	
S8	ED250B-1-G00	紧急断电开关 Emergency power off switch	1	
S105	SC601-700009-001	油温传感器 Oil temperature sensor	(1)	组合仪表配套 Supply by combination
Y1	NO PART NO.	前进电磁阀 Forward solenoid valve	(1)	变速箱配套 Supply by gear box
Y2	NO PART NO.	倒车电磁阀 Reverse solenoid valve	(1)	变速箱配套 Supply by gear box
Y4	NO PART NO.	高低速切换电磁阀 Speed convertor solenoid	(1)	变速箱配套 Supply by gear box
线号 001	GR516-700100-830	蓄电池接电源开关线 Battery to power switch cable	1	
线号 002	GR505-700300-820	电源开关线接起动机线 Power switch to starter cable	1	
线号 003-043	GR516-710000-822	车身主线束 Cable	1	
线号 0	R960-700300-820	起动机接地线 Starter to earth wire	1	
线号 0	GR1001-702000-820	蓄电池负极线 Battery negative cable	1	

见上图  
See previous fig.

图 28 电器板总成  
Fig.28 Electrical plate assy

Ⓚ CPYD50/60/70-RW57 CE



序号 Item	物料码 Code No.	名称 Description	数量 Qty	备注或适用车型 Remarks or Serial No.
A1	GR16-701000-822	电器板总成 Electric board assy	1	包含/inc:1-8
1	H24C2-40601-G00	控制盒 (KZ) Control box(KZ)	1	
2	G000818-005014-00	螺栓 M5×14 Bolt M5×14	2	
3	G000093-000005-00	垫圈 5 Washer 5	6	
4	G0097P1-000005-00	垫圈 5 Washer 5	6	
5	G000818-005008-00	螺栓 M5×8 Bolt M5×8	4	
6	GR502-704001-832	电器安装板 Electric mounting plate	1	
7	N163-701100-000	闪光器 (K11) Flasher(K11)	1	
8	N163-700010-820	起动继电器 (K1) Start relay(K1)	1	
-	N163-700010-820	大灯继电器 (K3) Headlamp relay(K3)	1	
-	N163-700010-820	高低速继电器 (K6) High&low-speed relay(K6)	1	





**图 29 电气系统**  
**Fig.29 Electrical system**

Ⓚ CPYD50/60/70-RW57 CE 座椅感知  
CE Seat perception

序号 Item	物料码 Code No.	名称 Description	数量 Qty	备注或适用车型 Remarks or Serial No.
F3-F10	GR516-704000-802	保险丝盒 Fuse box	1	
G1	R840-700001-000	蓄电池 Battery	1	
G2	NO PART NO.	发电机 Alternator	(1)	发动机配套 Supply by engine
H1-H2	GR505-730000-001	前小灯总成 Front side lamp assy	1	
H3-H4	GR505-740000-001	前大灯总成 Front head lamp assy	2	
H5	R960-770200-830	右后灯 Rear lamp-Right	1	
H6	R960-770100-830	左后灯 Rear lamp-Left	1	
H7	12/2W	内照明灯 Instrument panel lamp	(2)	组合仪表配套 Supply by combination
H8	R960-707100-500	警灯 Warning lamp	1	
H10	12/2W	充电指示灯 Charge indicator lamp	(1)	组合仪表配套 Supply by combination
H11	12/2W	油压报警灯 Oil pressure warning lamp	(1)	组合仪表配套 Supply by combination
H12	12/2W	油温报警灯 Oil temperature warning lamp	(1)	组合仪表配套 Supply by combination
H14	12/2W	左转指示灯 Left turn indicator lamp	(1)	组合仪表配套 Supply by combination
H15	12/2W	右转指示灯 Right turn indicator lamp	(1)	组合仪表配套 Supply by combination
H18	GR505-706100-500	后工作灯 Rear working light	1	选配 OPTIONAL

见上图  
See previous fig.

**图 29 电气系统**  
**Fig.29 Electrical system**

Ⓚ CPYD50/60/70-RW57 CE 座椅感知  
CE Seat perception

序号 Item	物料码 Code No.	名称 Description	数量 Qty	备注或适用车型 Remarks or Serial No.
H20	12V/2W	中位指示灯 Neutral position indicator lamp	(1)	组合仪表配套 Supply by combination
H21	12V/2W	驻车制动指示灯 Parking brake Indicator lamp	(1)	组合仪表配套 Supply by combination
H01	N163-700009-000	电喇叭 Horn	1	
H02	N163-700500-000	倒车报警器 Reverse warner	1	
H03	R960-700200-800	报警器 Warner	1	
K1	N163-700010-820	起动继电器 Start relay	1	
K3	N163-700010-820	大灯继电器 Headlamp relay	1	
K5	N163-700010-820	中间继电器 Intermediate relay	1	
K6	N163-700010-820	高低速切换继电器 Speed convertor relay	1	
K9	N163-700010-820	前进继电器 Forward relay	1	
K10	N163-700010-820	后退继电器 Reverse relay	1	
K11	N163-701100-000	电子闪光器 Flasher	1	
K14	N163-700010-820	门架继电器 Mast relay	1	
KZ	X701-700700-500	控制盒 Control box	1	
M1	NO PART NO.	起动机 Starter	(1)	发动机配套 Supply by engine

见上图  
See previous fig.

**图 29 电气系统**  
**Fig.29 Electrical system**

Ⓚ CPYD50/60/70-RW57 CE 座椅感知  
CE Seat perception

序号 Item	物料码 Code No.	名称 Description	数量 Qty	备注或适用车型 Remarks or Serial No.
P1	NO PART NO.	计时表 Timer	(1)	组合仪表配套 Supply by combination
P2	NO PART NO.	水温表 Water temperature gauge	(1)	组合仪表配套 Supply by combination
S1	GR501-703000-000	组合开关总成 Combination switch assy	1	
S2	JK106-G00	警示灯开关 Warning lamp switch	1	
S3	N163-700600-000	制动灯开关 Brake switch	1	
S4	NO PART NO.	喇叭按钮 Horn button	(1)	方向盘 Supply by steering wheel
S5	JK106-G00	后大灯开关 Rear working light switch	1	选配 OPTIONAL
S7	JK406C-G00	预热起动开关 Preheat & start switch	1	
S8	ED250B-1-G00	紧急断电开关 Emergency power off switch	1	
S15	NO PART NO.	座椅开关 Seat switch	(1)	座椅配 Supply by seat
S16	TM1308-1-G00	微动开关 Microswitch	1	
S105	SC601-700009-001	油温传感器 Oil temperature sensor	(1)	组合仪表配套 Supply by combination
Y1	NO PART NO.	前进电磁阀 Forward solenoid valve	(1)	变速箱配套 Supply by gear box
Y2	NO PART NO.	倒车电磁阀 Reverse solenoid valve	(1)	变速箱配套 Supply by gear box
Y4	NO PART NO.	高低速切换电磁阀 Speed convertor solenoid	(1)	变速箱配套 Supply by gear box

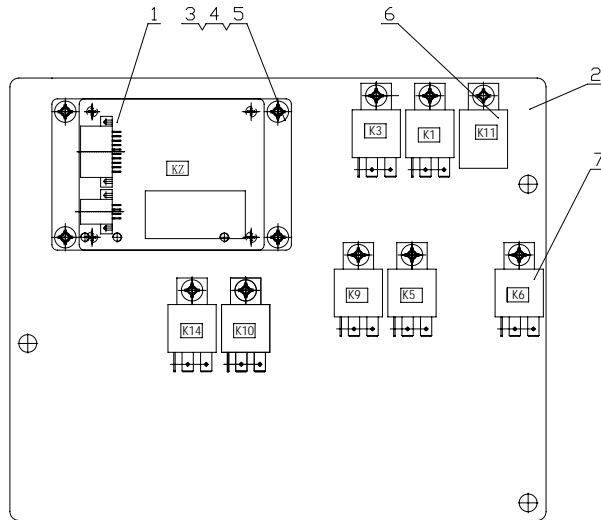
见上图  
See previous fig.



图 30 电器板总成  
Fig.30 Electrical plate assy

Ⓚ CPYD50/60/70-RW57 CE 座椅感知  
CE Seat perception

序号 Item	物料码 Code No.	名称 Description	数量 Qty	备注或适用车型 Remarks or Serial No.
A1	GR16-701000-802	电器板总成 Electric board assy	1	包含/inc:1-8
1	X701-700700-500	控制盒 (KZ) Control box(KZ)	1	
2	GR502-704001-832	电器安装板 Electric mounting plate	1	
3	G000093-000005-00	垫圈 5 Washer 5	12	
4	G0097P1-000005-00	垫圈 5 Washer 5	12	
5	G000818-005008-00	螺栓 M5×8 Bolt M5×8	12	
6	N163-701100-000	闪光器 (K11) Flasher(K11)	1	
7	N163-700010-820	起动继电器 (K1) Start relay(K1)	1	
-	N163-700010-820	大灯继电器 (K3) Headlamp relay(K3)	1	
-	N163-700010-820	中间继电器 (K5) Intermediate relay(K5)	1	
-	N163-700010-820	高低速继电器 (K6) High&low-speed relay(K6)	1	
-	N163-700010-820	前进继电器 (K9) Forward relay(K9)	1	
-	N163-700010-820	后退继电器 (K10) Reverse relay(K10)	1	
-	N163-700010-820	门架继电器 (K14) Mast relay(K14)	1	



## 第八部分 驾驶室

### Part VIII Cab

- (A) CPCD50/60/70-RG16    (B) CPCD80/100-RG16    (C) CPCD50/60/70-RW28    (D) CPCD80/100-RW28    (E) CPCD80/100-RG17  
 (F) CPCD50/60/70-RG24    (G) CPCD50/60/70-RW14    (H) CPCD80/100-RW14    (I) CPCD80/100-RG25    (J) CPCD50/60/70-RW19A  
 (K) CPYD50/60/70-RW57    (L) CPCD50/60/70-RW14B    (M) CPYD50/60/70-RW17    (N) CPCD80/100-RG36    (O) CPCD50/60/70-RW38  
 (P) CPCD50/60/70-RG41    (Q) CPCD50/60/70-RW41    (R) CPCD50/60/70-RW38B    (S) CPQYD50/60/70-RW57    (T) CPYD50/60/70-RW24  
 (U) CPCD80/100-RW41    (V) CPCD50/60/70-RG16-J

序号 Item	名称 Description	适用车型 Serial No.	页码 Page
图 1-1 Fig.1-1	驾驶室整体示意 Overall of cab	5-7 吨标准款 5t-7t Standard type	8-1
图 1-2 Fig.1-2	驾驶室整体示意 Overall of cab	5-7 吨标准款 5t-7t Standard type	8-2
图 2-1 Fig.2-1	整体框架系统 Frame system	5-7 吨标准款 5t-7t Standard type	8-3
图 2-2 Fig.2-2	整体框架系统 Frame system	5-7 吨标准款 5t-7t Standard type	8-5
图 2-3 Fig.2-3	整体框架系统 Frame system	5-7 吨标准款 5t-7t Standard type	8-7
图 3 Fig.3	前窗系统 Front windows system	5-7 吨标准款 5t-7t Standard type	8-8
图 4 Fig.4	左侧门系统 Left door system	5-7 吨标准款 5t-7t Standard type	8-10
图 5-1 Fig.5-1	右侧门系统 Right door system	5-7 吨标准款 5t-7t Standard type	8-12
图 5-2 Fig.5-2	右侧门系统 Right door system	5-7 吨 CE 5t-7t CE	8-14
图 6 Fig.6	后窗系统 Rear windows system	5-7 吨标准款 5t-7t Standard type	8-16

序号 Item	名称 Description	适用车型 Serial No.	页码 Page
图 7 Fig.7	天窗系统 Skylight system	5-7 吨标准款 5t-7t Standard type	8-20
图 8 Fig.8	驾驶室整体示意 Overall of cab	8-10 吨标准款 8t-10t Standard type	8-21
图 9-1 Fig.9-1	整体框架系统 Frame system	8-10 吨标准款 8t-10t Standard type	8-22
图 9-2 Fig.9-2	整体框架系统 Frame system	8-10 吨标准款 8t-10t Standard type	8-28
图 10 Fig.10	驾驶室整体示意 Overall of cab	8-10 吨 CE 8t-10t CE	8-34
图 11-1 Fig.11-1	整体框架系统 Frame system	8-10 吨 CE 8t-10t CE	8-35
图 11-2 Fig.11-2	整体框架系统 Frame system	8-10 吨 CE 8t-10t CE	8-41



图 1-1 驾驶室整体示意  
Fig. 1-1 Overall of cab

5-7 吨标准款  
5t-7t Standard type

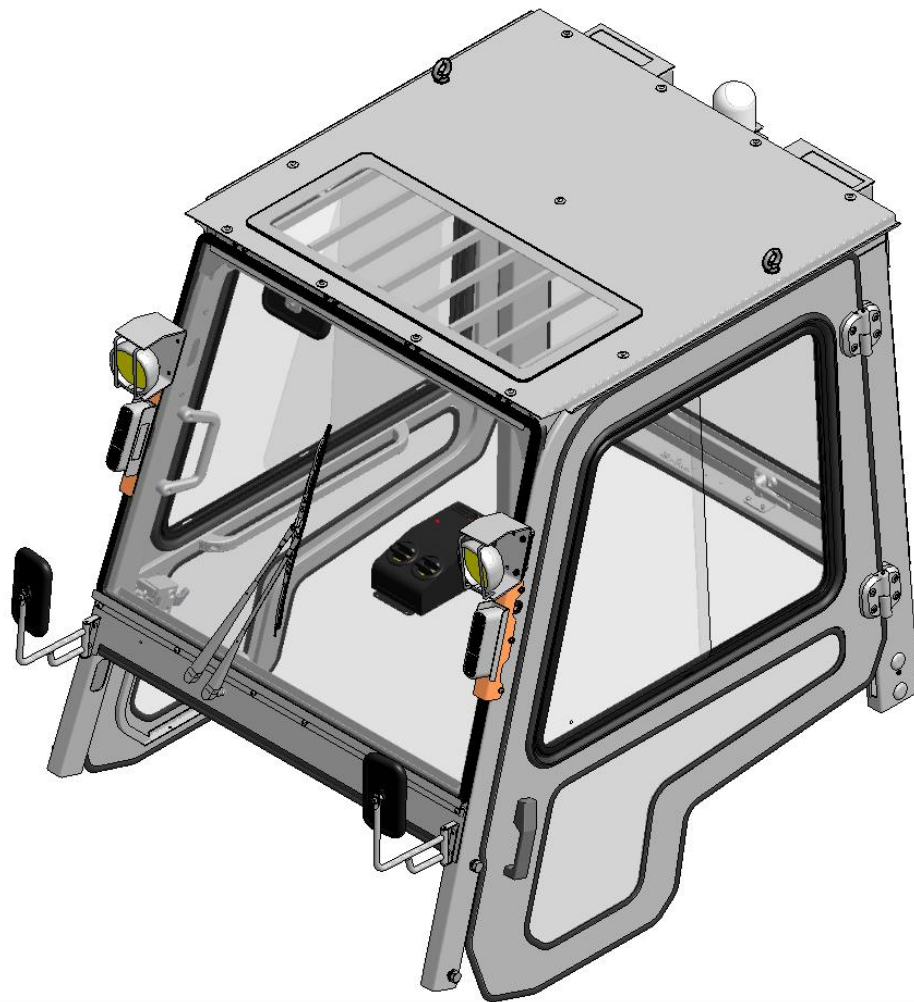


图 1-2 驾驶室整体示意  
Fig. 1-2 Overall of cab

5-7 吨标准款  
5t-7t Standard type

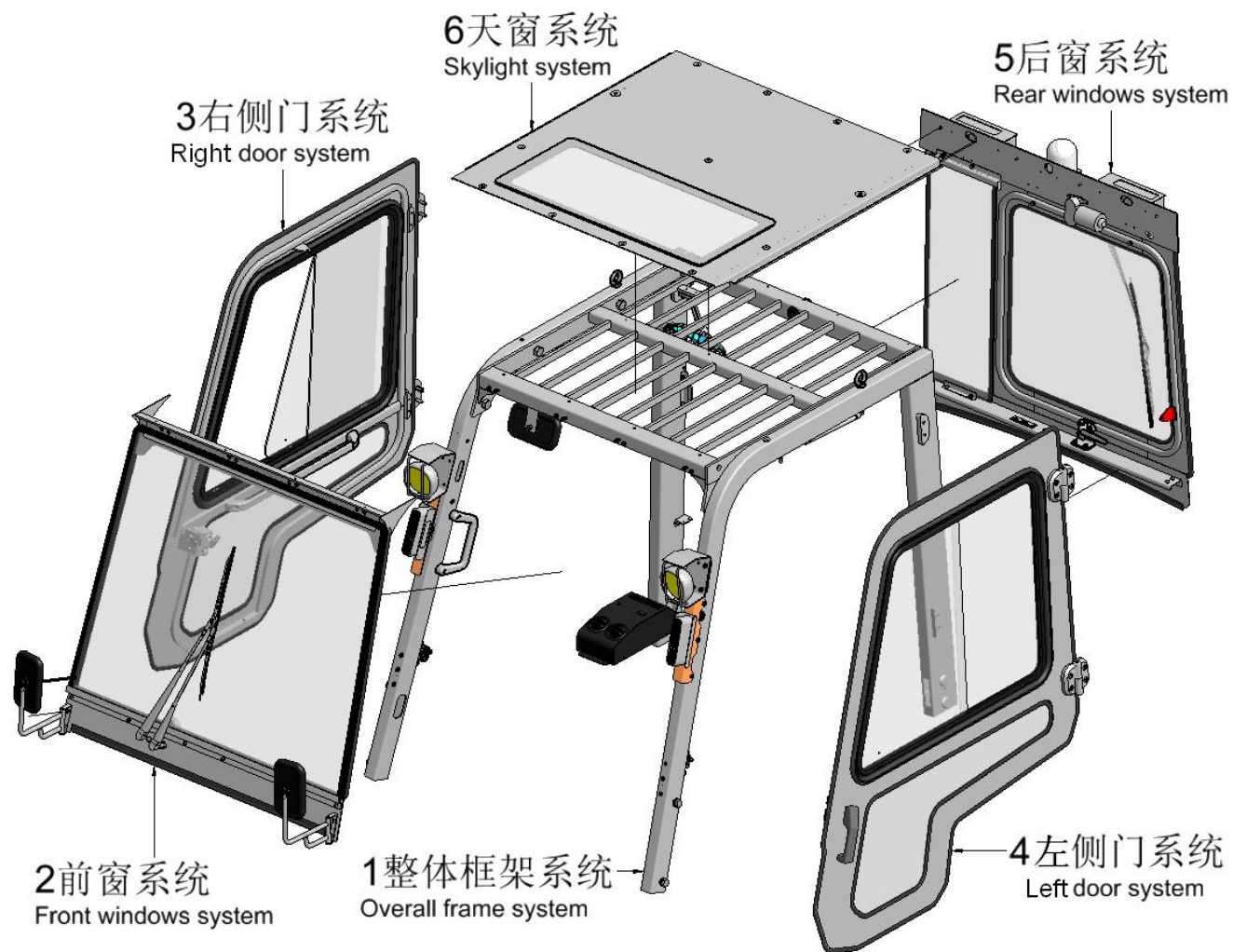


图 2-1 整体框架系统  
Fig.2-1 Overall frame system

5-7 吨标准款  
5t-7t Standard type

	序号 Item	代号 Part No.	名称 Description	数量 Qty	备注或适用车型 Remarks Or Serial No.
	1	JGR501A-101000-000	左侧腿总成 Left side leg assy	1	
	2	N163-800005-000	螺栓 M16×1.5×40 Bolt M16×1.5×40	8	
	2	GB93-87-M16	弹簧垫圈 16 Washer 16	8	
	2	GB95-2002-16	平垫圈 C 级 16 Washer 16	8	
	3	N163-800004-000	橡胶塞 Rubber plug	4	
	4	JJP300-100005-000	后横梁支座 Rear beam support	2	
	5	GB818-M6×18	圆头十字槽螺丝 M6×18 Screw M6×18	4	
	5	GB93-87-M6	弹簧垫圈 M6 Spring pads M6	4	
	5	GB95-2002-6	平垫圈 C 级 6 Plain washers-Product grade C 6	4	
	6	YQL380-145-180N	后窗气弹簧 Rear window gas spring	1	
7	YQL540-200-180N	门上气弹簧 Door gas spring	2		
8	N163-420500-000	螺栓组件 Bolt assy	10		
9	JGR501A-103000-000	顶棚 Ceiling	1	标准车 Standard type	
9	JGR501A-103000-K00	顶棚 Ceiling	1	选配空调用 Air-condition optional	
10	RC250-700001-000	后灯线保护套 Case	5		

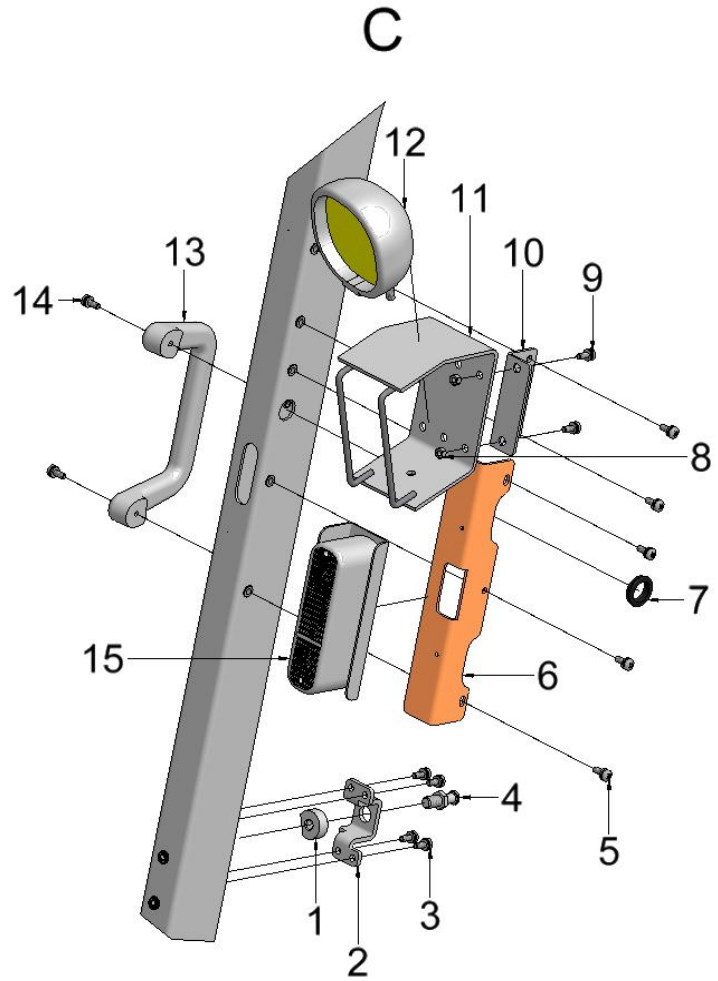
图 2-1 整体框架系统  
Fig.2-1 Overall frame system

5-7 吨标准款  
5t-7t Standard type

序号 Item	代号 Part No.	名称 Description	数量 Qty	备注或适用车型 Remarks Or Serial No.
11	JFS1201-G00	电风扇 Fan	1	12V
11	JFS2401-G00	电风扇 Fan	1	24V
12	GB6170-86-M8	螺母 M8 Nut M8	1	
12	GB93-87-M8	弹簧垫圈 M8 Spring pads M8	1	
12	GB95-2002-8	平垫圈 C 级 8 Plain washers-Product grade C 8	1	
13	JR960-000034-000	观后视镜安装架 Mounting rack	1	
14	GB818-M6×16	圆头十字槽螺丝 M6×16 Screw M6×16	2	
14	GB93-87-M6	弹簧垫圈 M6 Spring pads M6	2	
14	GB95-2002-6	平垫圈 C 级 6 Plain washers-Product grade C 6	2	
15	30060-G00	后视镜 Rearview mirror	1	
16	JGR501A-500000-G00	暖风机总成 Fan heater assy	1	
16	JGR501B-500000-G00	暖风机总成 Fan heater assy	1	CE 暖风机 Fan heater
17	JPSH-100-G00	喷水壶 Blow can	2	12V optional (CE standard configuration)
17	JPSH-200-G00	喷水壶 Blow can	2	24V optional (CE standard configuration)
18	JGR801B-800001-000	水壶支架 Support	1	optional (CE standard configuration)

图 2-2 整体框架系统  
Fig.2-2 Overall frame system

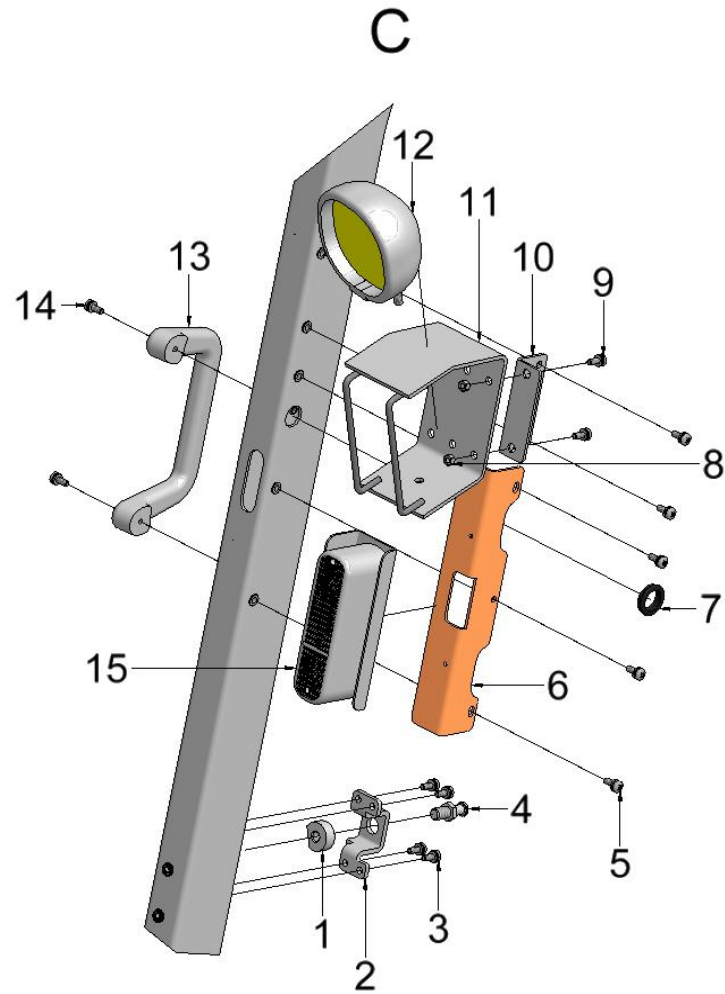
5-7 吨标准款  
5t-7t Standard type



序号 Item	代号 Part No.	名称 Description	数量 Qty	备注或适用车型 Remarks Or Serial No.
1	14RH-210002	螺母 M8 Nut M8	1	
2	JJP300-100002-000	锁座 Lock plate	1	
3	GB818-M6×16	圆头十字槽螺丝 M6×16 Screw M6×16	2	
3	GB93-87-M6	弹簧垫圈 M6 Spring pads M6	2	
3	GB95-2002-6	平垫圈 C 级 6 Plain washers-Product grade C 6	2	
A1	JMS-001-G00	门锁把手总成 Lock handle assy	2	包含 4 和图 4 中 16, 22 INC:4+Fig.4 Item 16,22
4	JMS-0013-G00	锁柱 Occlusion	2	不单独提供 Do not supply separately
5	GB818-M6×16	圆头十字槽螺丝 M6×16 Screw M6×16	10	
5	GB93-87-M6	弹簧垫圈 M6 Spring pads M6	10	
5	GB95-2002-6	平垫圈 C 级 6 Plain washers-Product grade C 6	10	
6	JR960-000042-000	压紧板 Plate	2	
7	N163-700002-000	前灯线保护套塞子 Plug	2	
8	GB6170-86-M6	六角螺母 M8×25 Hexagon nuts M8×25	4	
9	GB818-M6×16	圆头十字槽螺丝 M6×16 Screw M6×16	4	
9	GB93-87-M6	弹簧垫圈 M6 Spring pads M6	4	

图 2-2 整体框架系统  
Fig.2-2 Overall frame system

5-7 吨标准款  
5t-7t Standard type



序号 Item	代号 Part No.	名称 Description	数量 Qty	备注或适用车型 Remarks Or Serial No.
9	GB95-2002-6	平垫圈 C 级 6 Plain washers-Product grade C 6	4	
10	JR930-100100-000	前大灯支架 Headlight frame	2	
11	R960-761000-000	前大灯安装架 Headlight support	2	
12	GR505-740100-000	前大灯 Headlight	2	12V
12	GR501-740100-000	前大灯 Headlight	2	24V
13	JCLS186-000-G00	上车拉手 Armrest	2	
14	GB818-M6x16	圆头十字槽螺丝 M6x16 Screw M6x16	4	
14	GB93-87-M6	弹簧垫圈 M6 Spring pads M6	4	
14	GB95-2002-6	平垫圈 C 级 6 Plain washers-Product grade C 6	4	
15	GR505-730000-000	前小灯总成 Sidelight assy	1	12V 一套 12V whole set
15	GR501-730000-000	前小灯总成 Sidelight assy	1	24V 一套 24V whole set



图 2-3 整体框架系统  
Fig.2-3 Overall frame system

5-7 吨标准款  
5t-7t Standard type

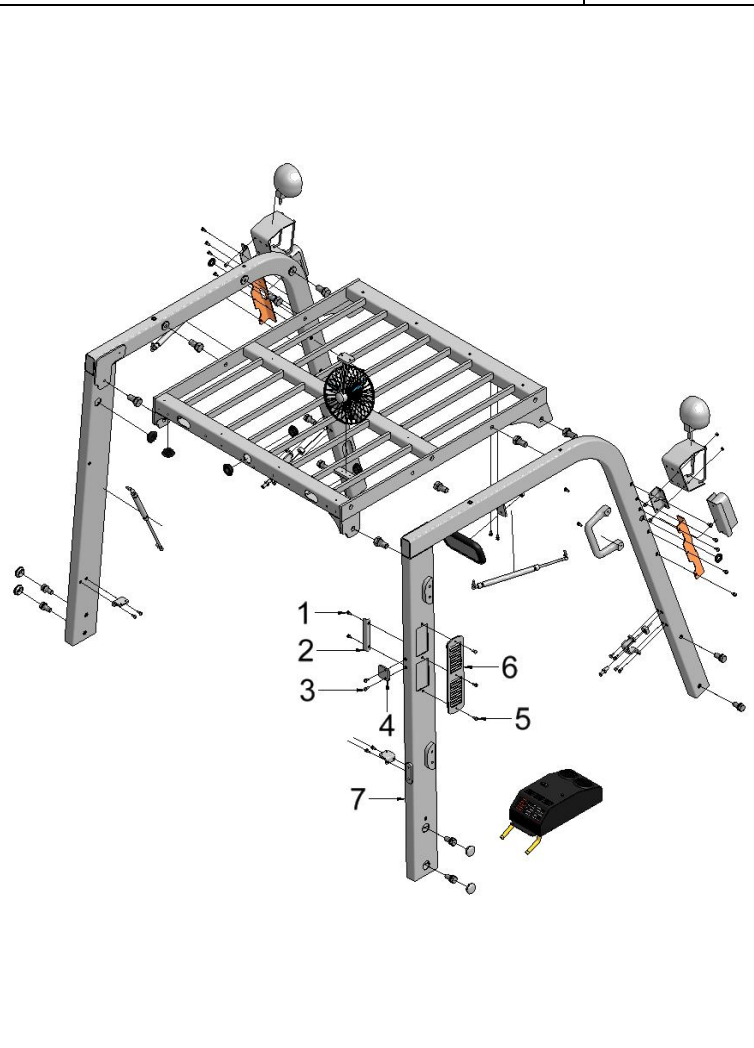
	序号 Item	代号 Part No.	名称 Description	数量 Qty	备注或适用车型 Remarks Or Serial No.
	1	GB818-M6×16	圆头十字槽螺丝 M6×16 Screw M6×16	2	
1	GB93-87-M6	弹簧垫圈 M6 Spring pads M6	2		
1	GB95-2002-6	平垫圈 C 级 6 Plain washers-Product grade C 6	1		
2	JR960-100001-000	后横挡板 Rear dam board	1		
3	GB818-M6×16	圆头十字槽螺丝 M6×16 Screw M6×16	2		
3	GB93-87-M6	弹簧垫圈 M6 Spring pads M6	2		
3	GB95-2002-6	平垫圈 C 级 6 Plain washers-Product grade C 6	2		
4	JR960-000004-000	压板 Platen	1		
5	GB818-M5×16	圆头十字槽螺丝 M5×16 Screw M5×16	3		
5	GB93-87-M5	弹簧垫圈 M5 Spring pads M5	3		
5	GB95-2002-5	平垫圈 C 级 5 Plain washers-Product grade C 5	3		
6	NO PART NO.	盖板 Cover plate	1		
7	JGR501A-102000-000	右侧腿总成 Right side leg assy	1		

图3 前窗系统  
Fig.3 Front windows system

5-7吨标准款  
5t-7t Standard type

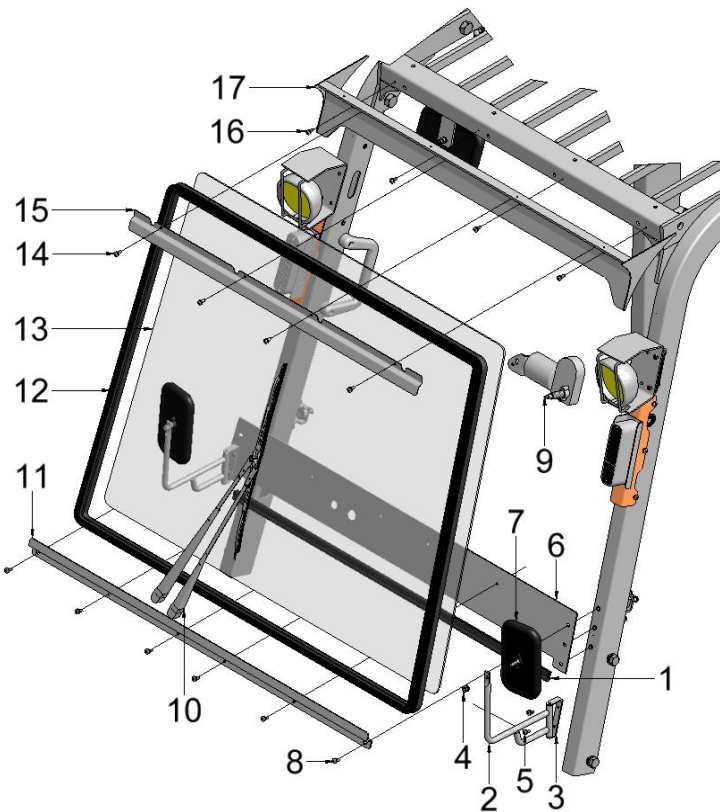
	序号 Item	代号 Part No.	名称 Description	数量 Qty	备注或适用车型 Remarks Or Serial No.
	1	JXJ004-G00-1080	前下玻璃胶条 1080 Adhesive tape 1080	1	L=1080mm
	2	JJP300-100800-000	观后镜支架 Support	2	optional (CE standard configuration)
	3	JJP300-100007-000	支板 Plate	2	optional (CE standard configuration)
	4	GB6170-86-M8	螺母 M8 Nut M8	2	optional (CE standard configuration)
	4	GB93-87-M8	弹簧垫圈 M8 Spring pads M8	2	optional (CE standard configuration)
	4	GB95-2002-8	平垫圈 C 级 8 Plain washers-Product grade C 8	2	
	5	GB818-M6×16	圆头十字槽螺丝 M6×16 Screw M6×16	4	
	5	GB93-87-M6	弹簧垫圈 M6 Spring pads M6	4	
	5	GB95-2002-6	平垫圈 C 级 6 Plain washers-Product grade C 6	4	
	6	JGR501-600002-000	连接板 Junction plate	1	
	7	30060-G00	后视镜 Rearview mirror	2	optional (CE standard configuration)
	8	GB818-M6×16	圆头十字槽螺丝 M6×16 Screw M6×16	2	
	8	GB93-87-M6	弹簧垫圈 M6 Spring pads M6	2	
	8	GB95-2002-6	平垫圈 C 级 6 Plain washers-Product grade C 6	2	
	9	JR480A-001100-G00	雨刮器电机 Wipe wash motor	1	12V



图3 前窗系统  
Fig.3 Front windows system

5-7吨标准款  
5t-7t Standard type

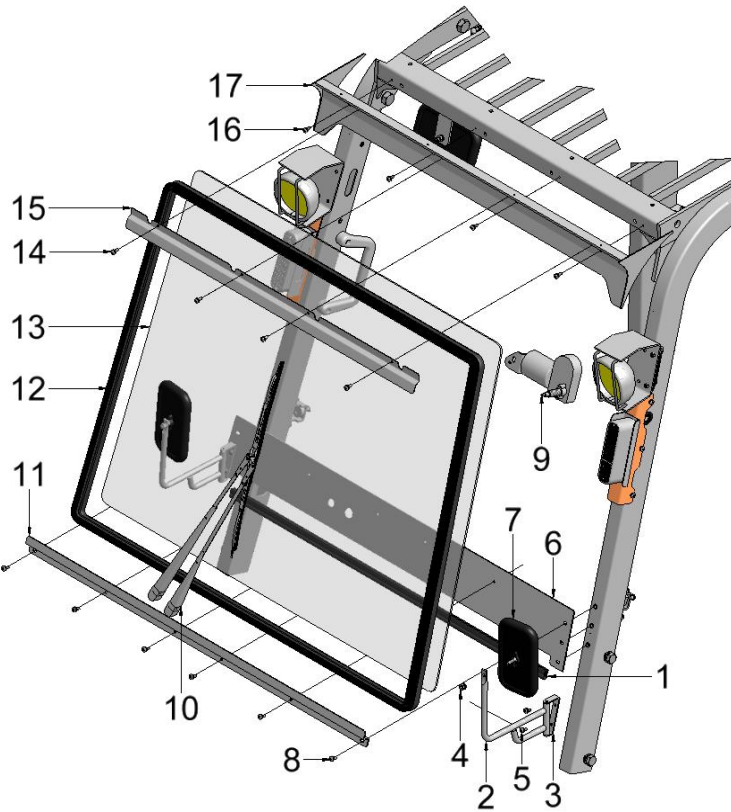
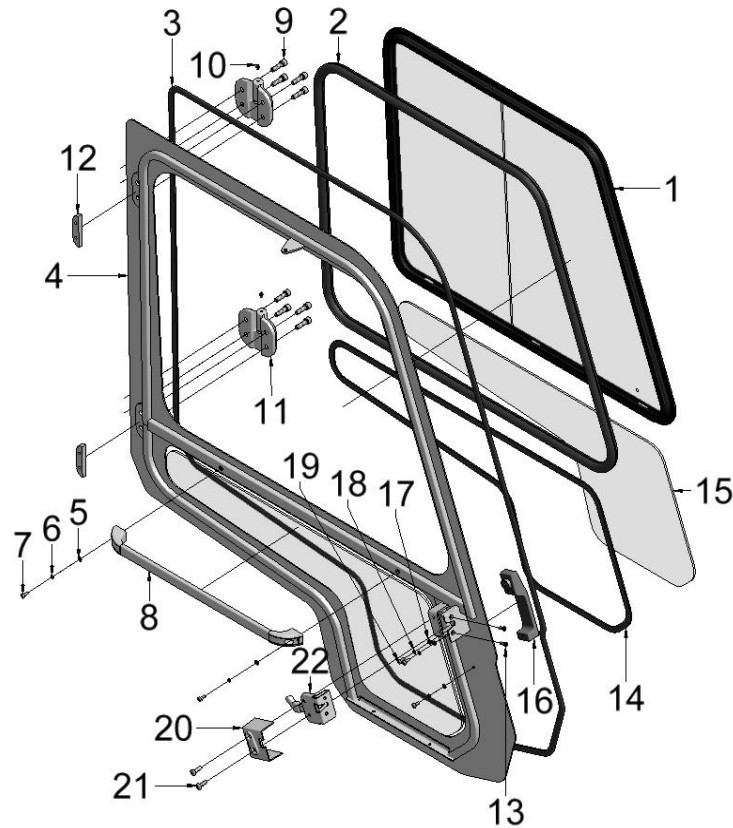
	序号 Item	代号 Part No.	名称 Description	数量 Qty	备注或适用车型 Remarks Or Serial No.
	9	JGR501A-001100-G00	雨刮器电机 Wipe wash motor	1	24V
	10	JGR501A-002200-G00	雨刮杆 Wiper rod	1	
	10	JGR501A-002300-G00	雨刮片 Wiper blade	1	
	11	JGR501-600001-000	前盖压板 Platen	1	
	12	JXJ005-G00-4030	前挡胶条 4030 Block gine 4030	1	L=4030mm
	13	JGR501A-000001-G00	前挡玻璃 Glass	1	
	14	GB818-M6x16	圆头十字槽螺丝 M6x16 Screw M6x16	4	
	14	GB93-87-M6	弹簧垫圈 M6 Spring pads M6	4	
	14	GB95-2002-6	平垫圈 C级 6 Plain washers-Product grade C 6	4	
	15	JJP300-100003-000	压紧板 Keep plate	1	
	16	GB818-M6x16	圆头十字槽螺丝 M6x16 Screw M6x16	4	
	16	GB93-87-M6	弹簧垫圈 M6 Spring pads M6	4	
	16	GB95-2002-6	平垫圈 C级 6 Plain washers-Product grade C 6	4	
	17	JR480-104000-000	前主梁 Front girder	1	

图4 左侧门系统  
Fig.4 Left door system

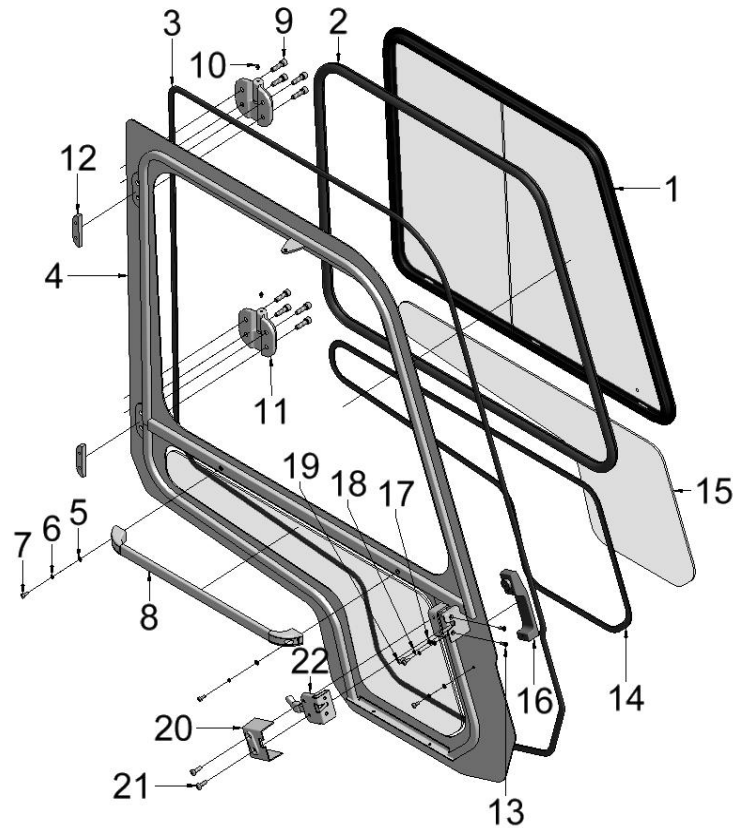
5-7吨标准款  
5t-7t Standard type



序号 Item	代号 Part No.	名称 Description	数量 Qty	备注或适用车型 Remarks Or Serial No.
1	JGR501A-220000-G00	铝窗总成(左) AL windows assy (Left)	1	
2	JXJ002-G00-3200	铝窗密封条 3200 Seal rubber 3200	1	L=3200mm
3	JXJ006-G00-4895	车门密封条 4895 Seal rubber 4895	1	L=4895mm
4	JGR501A-200000-000	左侧门框架 Left door frame	1	
5	GB95-2002-6	平垫圈 C 级 6 Plain washers-Product grade C 6	2	
6	GB93-87-M6	弹簧垫圈 M6 Spring pads M6	2	
7	GB818-M6×16	圆头十字槽螺丝 M6×16 Screw M6×16	2	
8	JMLS610-000-G00	门拉手 Door knob	1	
9	GB70-85-M10×35	螺栓 M10×35 Bolt M10×35	8	
9	GB93-87-10	垫圈 10 Washer 10	8	
10	GB1153-89-M6	油嘴 M6 Grease fitting M6	1	
11	JJP300-100100-G00	左侧门铰链 Left door hinge	2	
12	JR480-000001-000	垫板 Plate	2	
13	GB819.1-2000-M6×20	十字槽沉头螺丝 M6×20 Screw M6×20	2	
14	JXJ002-G00-2585	铝窗密封条 2585 Seal rubber 2585	2	L=2585mm

图4 左侧门系统  
Fig.4 Left door system

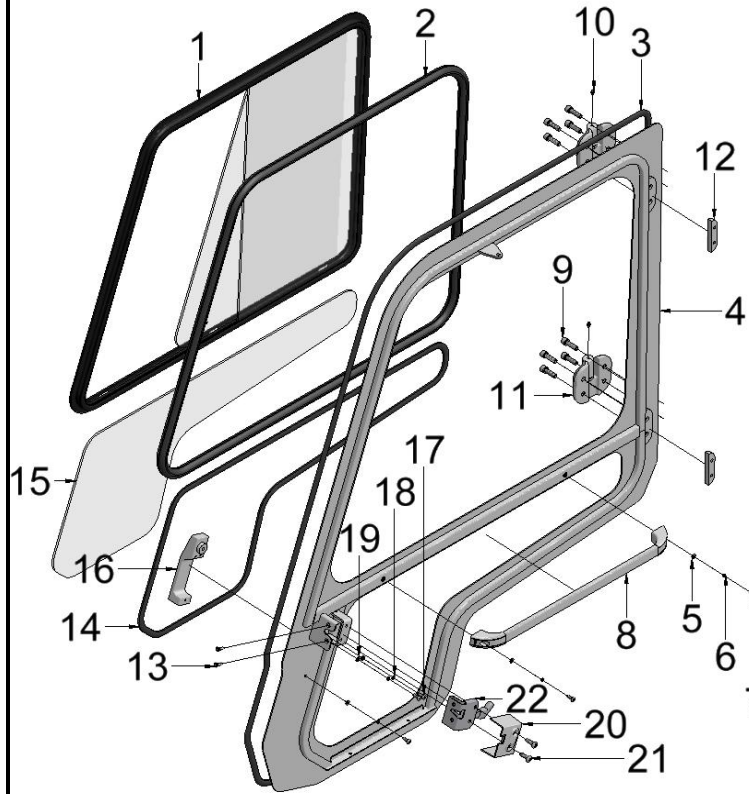
5-7吨标准款  
5t-7t Standard type



序号 Item	代号 Part No.	名称 Description	数量 Qty	备注或适用车型 Remarks Or Serial No.
15	JR480A-000006-G00	左门下玻璃 Left door glass	1	
A1	JMS-001-G00	门锁把手总成 Lock handle assy	1	包含 16, 22 和图 2-2 中 4 INC:16,22+Fig.2-2 Item 4
16	JMS-0011-G00	门锁把手 Lock handle	1	不单独提供 Do not supply separately
17	GB818-M6×16	圆头十字槽螺丝 M6×16 Screw M6×16	3	
18	GB93-87-M6	弹簧垫圈 M6 Spring pads M6	3	
19	GB95-2002-6	平垫圈 C 级 6 Plain washers-Product grade C 6	3	
20	JMSW-001-G00	门锁罩 Lock cover	1	左右为一套 Left and right as a set
21	GB818-M8×25	圆头十字槽螺丝 M8×25 Screw M8×25	2	
22	JMS-0012-G00	门锁 Lock	1	不单独提供 Do not supply separately

图 5-1 右侧门系统  
Fig.5-1 Right door system

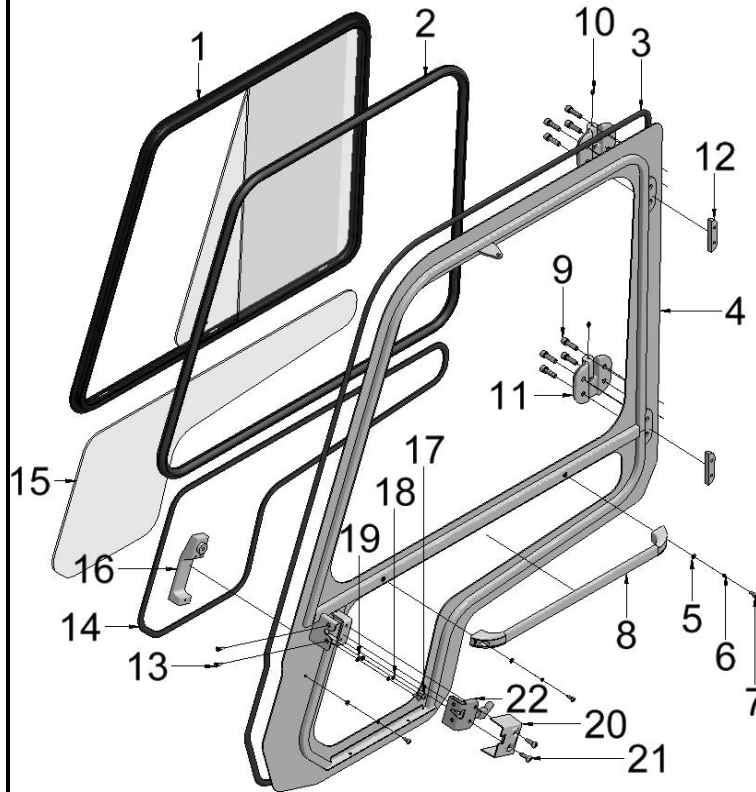
5-7 吨标准款  
5t-7t Standard type



序号 Item	代号 Part No.	名称 Description	数量 Qty	备注或适用车型 Remarks Or Serial No.
1	JGR501A-320000-G00	铝窗总成(右) AL windows assy (Right)	1	
2	JXJ002-G00-3200	铝窗密封条 3200 Seal rubber 3200	1	L=3200mm
3	JXJ006-G00-4895	车门密封条 4895 Seal rubber 4895	1	L=4895mm
4	JGR501A-300000-000	右侧门框架 Right door frame	1	
5	GB95-2002-6	平垫圈 C 级 6 Plain washers-Product grade C 6	2	
6	GB93-87-M6	弹簧垫圈 M6 Spring pads M6	2	
7	GB818-M6×16	圆头十字槽螺丝 M6×16 Screw M6×16	2	
8	JMLS610-000-G00	门拉手 Door knob	1	
9	GB 70-85-M10×35	螺栓 M10×35 Bolt M10×35	8	
9	GB 93-87-10	垫圈 10 Washer 10	8	
10	GB1153-89-M6	油嘴 M6 Grease fitting M6	1	
11	JJP300-100200-G00	右侧门铰链 Right door hinge	2	
12	JR480-000001-000	垫板 Plate	2	
13	GB819.1-2000-M6×20	十字槽沉头螺丝 M6×20 Screw M6×20	2	
14	JXJ002-G00-2585	铝窗密封条 2585 Seal rubber 2585	2	L=2585mm

图 5-1 右侧门系统  
Fig.5-1 Right door system

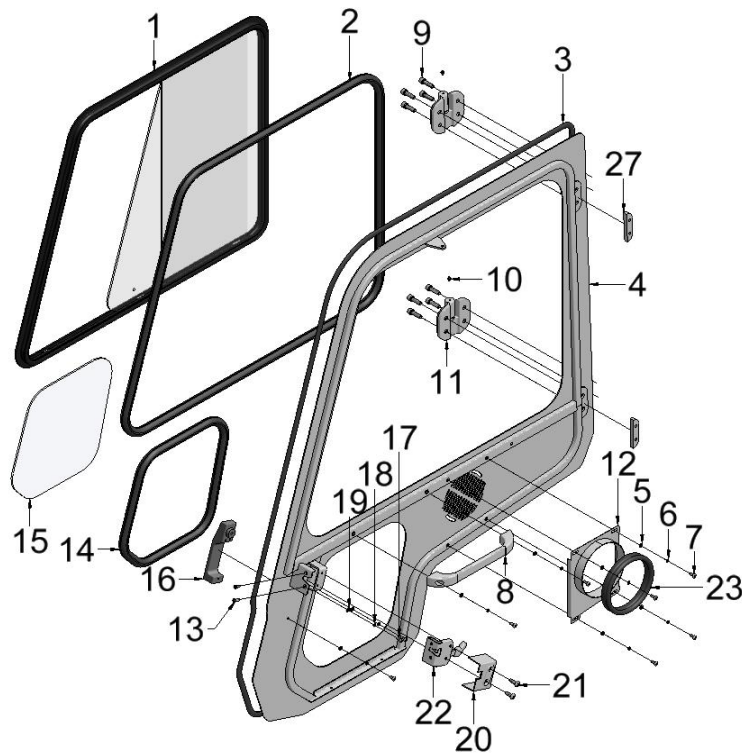
5-7 吨标准款  
5t-7t Standard type



序号 Item	代号 Part No.	名称 Description	数量 Qty	备注或适用车型 Remarks Or Serial No.
A1	JMS-001-G00	门锁把手总成 Lock handle assy	1	包含 16, 22 和图 2-2 中 4 INC:16,22+Fig.2-2 Item 4
16	JMS-0011-G00	门锁把手 Lock handle	1	不单独提供 Do not supply separately
17	GB818-M6×16	圆头十字槽螺丝 M6×16 Screw M6×16	2	
18	GB93-87-M6	弹簧垫圈 M6 Spring pads M6	2	
19	GB95-2002-6	平垫圈 C 级 6 Plain washers-Product grade C 6	2	
20	JMSW-001-G00	门锁罩 Lock cover	1	左右为一套 Left and right as a set
21	GB818-M8×25	圆头十字槽螺丝 M8×25 Screw M8×25	2	
22	JMS-0012-G00	门锁 Lock	1	不单独提供 Do not supply separately

图 5-2 右侧门系统  
Fig.5-2 Right door system

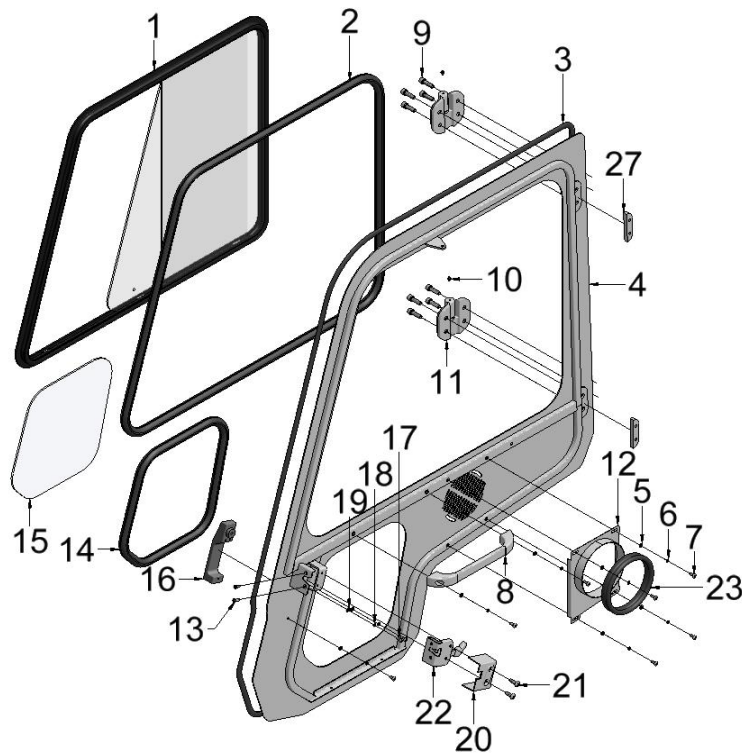
5-7 吨 CE  
5t-7t CE



序号 Item	代号 Part No.	名称 Description	数量 Qty	备注或适用车型 Remarks Or Serial No.
1	JGR501A-320000-G00	铝窗总成(右) AL windows assy (Right)	1	
2	JXJ002-G00-3200	铝窗密封条 3200 Seal rubber 3200	1	L=3200mm
3	JXJ006-G00-4895	车门密封条 4895 Seal rubber 4895	1	L=4895mm
4	JGR501B-300000-000	右侧门框架 Right door frame	1	
5	GB95-2002-6	平垫圈 C 级 6 Plain washers-Product grade C 6	1	
6	GB93-87-M6	弹簧垫圈 M6 Spring pads M6	2	
7	GB818-M6×16	圆头十字槽螺丝 M6×16 Screw M6×16	2	
8	JMLS610-000-G00	门拉手 Door knob	1	
9	GB70-85-M10×35	螺栓 M10×35 Bolt M10×35	8	
9	GB93-87-10	垫圈 10 Washer 10	8	
10	GB1153-89-M6	油嘴 M6 Grease fitting M6	1	
11	JJP300-100200-G00	右侧门铰链 Right door hinge	2	
12	JGR501B-001000-000	接口 Connector	1	
13	GB819.1-2000-M6×20	十字槽沉头螺丝 M6×20 Screw M6×20	2	
14	JXJ002-G00-1310	门下玻璃密封条 1310 Seal rubber 1310	1	L=1310mm

图 5-2 右侧门系统  
Fig.5-2 Right door system

5-7 吨 CE  
5t-7t CE

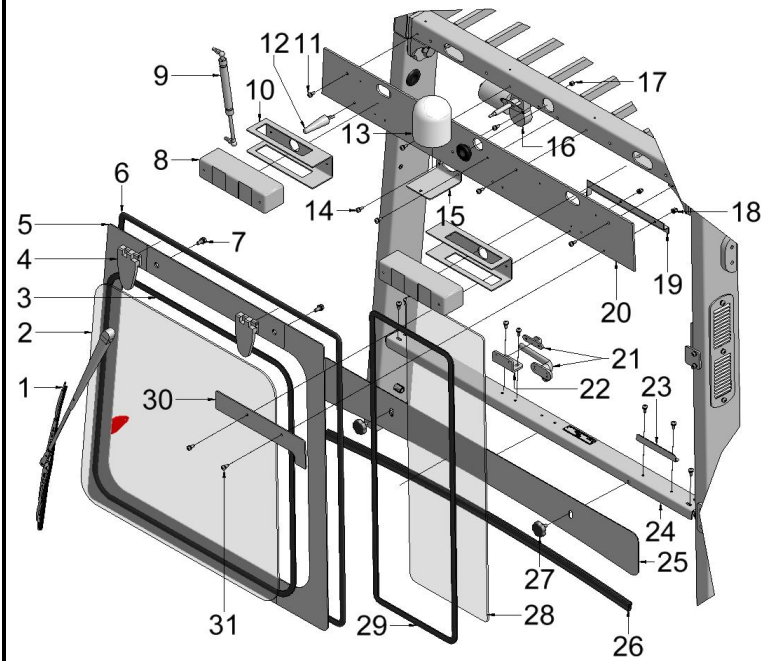


序号 Item	代号 Part No.	名称 Description	数量 Qty	备注或适用车型 Remarks Or Serial No.
15	JR480B-000007-G00	右门下玻璃 Right door glass	1	
A1	JMS-001-G00	门锁把手总成 Lock handle assy	1	包含 16, 22 和图 2-2 中 4 INC:16,22+Fig.2-2 Item 4
16	JMS-0011-G00	门锁把手 Lock handle	1	不单独提供 Do not supply separately
17	GB818-M6×16	圆头十字槽螺丝 M6×16 Screw M6×16	2	
18	GB93-87-M6	弹簧垫圈 M6 Spring pads M6	2	
19	GB95-2002-6	平垫圈 C 级 6 Plain washers-Product grade C 6	2	
20	JMSW-001-G00	门锁罩 Lock cover	1	左右为一套 Left and right as a set
21	GB818-M8×25	圆头十字槽螺丝 M8×25 Screw M8×25	2	
22	JMS-0012-G00	门锁 Lock	1	不单独提供 Do not supply separately
23	JXJ004-G00-520	密封胶条 520 Rubber 520	1	L=520mm



图6 后窗系统  
Fig.6 Rear windows system

5-7吨标准款  
5t-7t Standard type

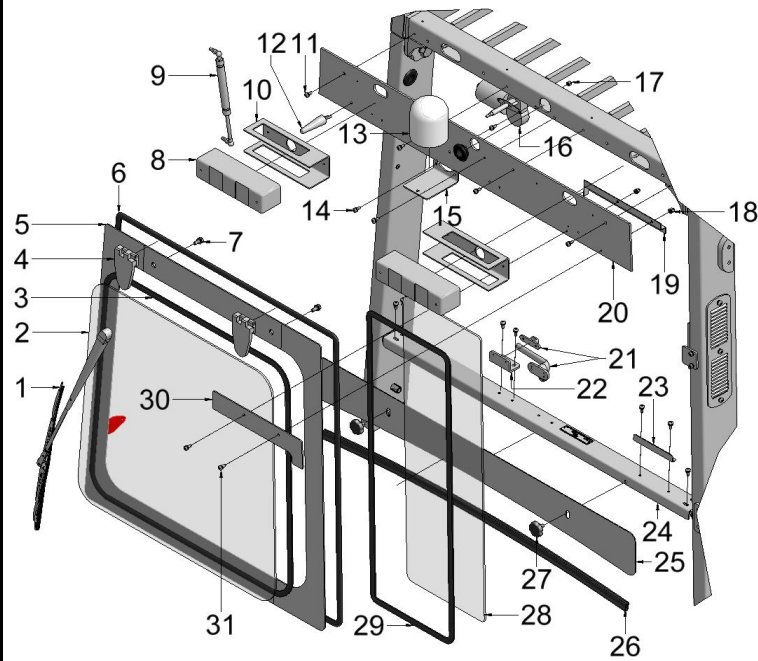


序号 Item	代号 Part No.	名称 Description	数量 Qty	备注或适用车型 Remarks Or Serial No.
1	JR480A-002200-G00	雨刮杆 Wiper rod	1	
1	JR480A-002300-G00	雨刮片 Wiper blade	1	
2	JGR501A-000002-G00	后玻璃 Rear glass	1	
3	JXJ002-G00-2665	后翻窗玻璃胶条 2665 Block gine 2665	1	L=2665mm
4	JCJL-010-G00	后窗铰链 Hinge	2	
5	JGR501A-400000-000	后翻窗总成 Rear window assy	1	
6	JXJ006-G00-3325	后窗外胶条 3325 Rear window block gine 3325	1	L=3325mm
7	GB5781-86- M8x20	六角头螺栓 Hexagon bolt	2	
7	GB93-87-M8	弹簧垫圈 M8 Spring pads M8	2	
7	GB95-2002-8	平垫圈 C 级 8 Plain washers-Product grade C 8	2	
8	R960-770100-830	左后灯 Left rear light	1	12V
8	GR501-750100-000	左后灯 Left rear light	1	24V
9	YQL540-200-180N	气弹簧 Gas spring	1	
10	R960-770001-000	后灯架 Rear light bracket	2	
11	GB818-M6x18	圆头十字槽螺丝 M6x18 Screw M6x18	4	



图6 后窗系统  
Fig.6 Rear windows system

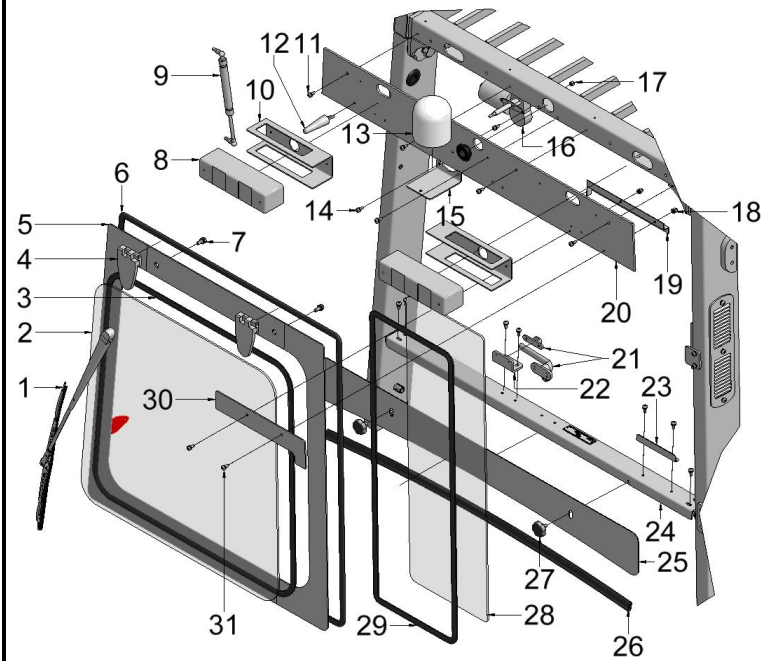
5-7吨标准款  
5t-7t Standard type



序号 Item	代号 Part No.	名称 Description	数量 Qty	备注或适用车型 Remarks Or Serial No.
11	GB93-87-M6	弹簧垫圈 M6 Spring pads M6	4	
11	GB95-2002-6	平垫圈 C 级 6 Plain washers-Product grade C 6	4	
12	JPST-100-G00	喷水头 Sprinkler head	1	
13	R960-707100-500	警灯 Alarm light	1	
14	GB818-M6×18	圆头十字槽螺丝 M6×18 Screw M6×18	2	
14	GB93-87-M6	弹簧垫圈 M6 Spring pads M6	2	
14	GB95-2002-6	平垫圈 C 级 6 Plain washers-Product grade C 6	2	
15	JR960-000041-000	警灯支架 Alarm light support	1	
16	JR480A-002100-G00	后雨刮器电机 Rear wiper motor	1	12V
16	JGR501A-002100-G00	后雨刮电机 Rear wiper motor	1	24V
17	GB 802-M6	帽螺母 Nut M6	1	
17	GB818-M6×18	圆头十字槽螺丝 M6×18 Screw M6×18	1	
17	GB93-87-M6	弹簧垫圈 M6 Spring pads M6	1	
17	GB95-2002-6	平垫圈 C 级 6 Plain washers-Product grade C 6	1	
18	GB802-M6	帽螺母 Nut M6	2	

图6 后窗系统  
Fig.6 Rear windows system

5-7吨标准款  
5t-7t Standard type



序号 Item	代号 Part No.	名称 Description	数量 Qty	备注或适用车型 Remarks Or Serial No.
18	GB93-87-M6	弹簧垫圈 M6 Spring pads M6	2	
18	GB95-2002-6	平垫圈 C 级 6 Plain washers-Product grade C 6	2	
19	JR485-000101-000	后固定玻璃挡条 Check rails	1	
20	JR485-100002-000	中板 Middle plate	1	
21	JCS-003-G00	后窗拉手 Armrest	1	
22	JR960-000035-000	后窗开关座 Switch base	1	
23	JR485-000201-000	横挡板 Dam board	1	
24	JGR501-501000-000	水箱位横板 Across board	1	
25	JGR501-500001-000	水箱位板 Board	1	
26	JXJ004-G00	后窗下胶条 Block gine	1	
27	N163-430004-000	拧紧螺丝 Screws	2	
28	JGR501A-000004-G00	后固定玻璃 Glass	1	
29	JXJ006-G00-2260	后立窗胶条 2260 Block gine 2260	1	L=2260mm
30	JR485-100001-000	压板 Platen	1	
31	GB818-M6×18	圆头十字槽螺丝 M6×18 Screw M6×18	1	



图7 天窗系统  
Fig.7 Skylight system

5-7吨标准款  
5t-7t Standard type

序号 Item	代号 Part No.	名称 Description	数量 Qty	备注或适用车型 Remarks Or Serial No.
	1	顶板 Top plate	1	标准车 Standard type
	1	顶板 Top plate	1	选配空调用 Air-condition optional
	2	垫圈 5 Washer 5	10	
	3	弹簧垫圈 M5 Spring pads M5	10	
	4	螺钉 M5×12 Screw M5×12	10	
	5	吊环螺丝 Eyebolt	2	
	6	垫圈 12 Washer 12	2	
	7	天窗玻璃 Glass	1	
	8	顶板垫-3500 Top plate pad 3500	1	L=3500mm
	9	压线板 Tension disc		选配空调用 Air-condition optional

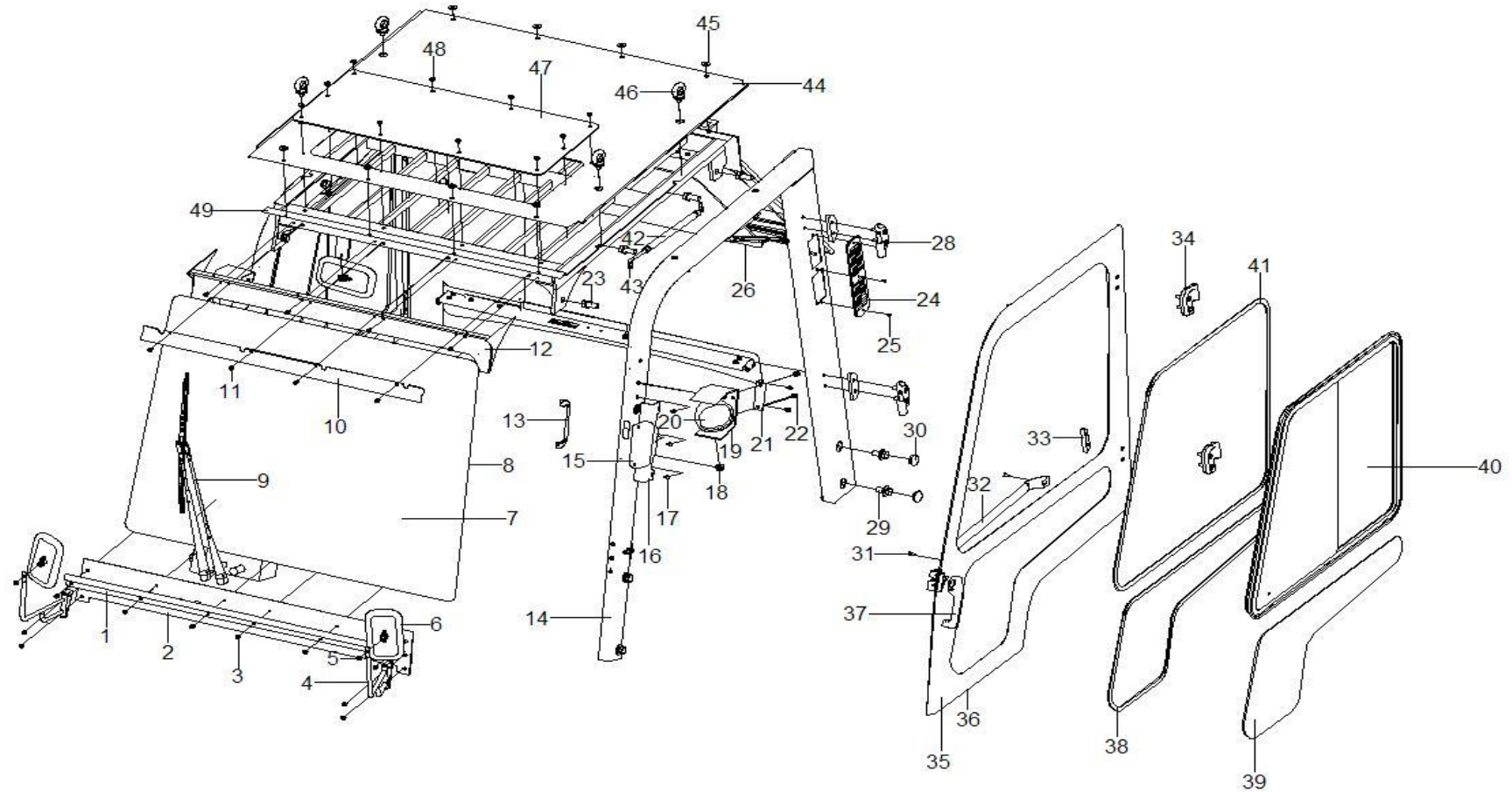
图 8 驾驶室整体示意  
Fig.8 Overall of cab

8-10 吨标准款  
8t-10t Standard type



图 9-1 整体框架系统  
Fig.9-1 Frame system

8-10 吨标准款  
8t-10t Standard type



**图 9-1 整体框架系统**  
**Fig.9-1 Frame system**

8-10 吨标准款  
8t-10t Standard type

序号 Item	物料码 Code No.	名称 Description	数量 Qty	备注或适用车型 Remarks Or Serial No.
1	JGR801-400001-000	前盖压板 Front cover plate	1	
2	JGR801-400002-000	连接板 Plug board	1	
3	GB/T818-2000- M6×12	十字槽盘头螺钉 M6×12 Cross recess head screw M6×12	10	
-	GB/T93-87-M6	弹簧垫圈 M6 Spring pads M6	10	
-	GB/T95-2002-6	平垫圈 C 级 6 Plain washers-Product grade C 6	10	
4	JJP300-100800-000	观后视镜支架 Mirror bracket	2	
-	JJP300-100007-000	支板 Plate	2	
-	GB/T818-2000- M6×12	十字槽盘头螺钉 M6×12 Cross recess head screw M6×12	4	
-	GB/T93-87-M6	弹簧垫圈 M6 Spring pads M6	4	
-	GB/T95-2002-6	平垫圈 C 级 6 Plain washers-Product grade C 6	4	
5	GB41-2000	六角螺母 Hexagon nuts	3	
6	30060-G00	后视镜 Mirror	3	
7	JGR801A-000001-G00	前挡风玻璃 Front windshield	1	
8	JGR801A-0000021-G00	前挡风玻璃卡条 Front windshield article card	1	
9	JGR801A-HCBH24-G00	雨刮器总成 24V Wiper assy 24V	1	

见上图  
See previous fig.

**图 9-1 整体框架系统**  
**Fig.9-1 Frame system**

8-10 吨标准款  
8t-10t Standard type

序号 Item	物料码 Code No.	名称 Description	数量 Qty	备注或适用车型 Remarks Or Serial No.
10	JGR801-100003-000	玻璃压板 Press plate of glass	1	
11	GB/T818-2000- M6×12	十字槽盘头螺钉 M6×12 Cross recess head screw M6×12	8	
-	GB/T93-87-M6	弹簧垫圈 M6 Spring pads M6	8	
-	GB/T95-2002-6	平垫圈 C级 6 Plain washers-Product grade C 6	8	
12	JGR801-102000-000	前横梁 Front board	1	
13	JR960-000029-G00	上车拉手 Handel	2	
14	JGR801A-101000-000	左侧腿总成 Left support assy	1	
15	GR501-730100-000	前小灯总成 Front light assy	2	左右两侧各一套 Each set of L&R sides
16	JR960-000042-000	压紧板 Cover plate	2	
17	GB/T818-2000- M6×12	十字槽盘头螺钉 M6×12 Cross recess head screw M6×12	10	
-	GB/T93-87-M6	弹簧垫圈 M6 Spring pads M6	10	
-	GB/T95-2002-6	平垫圈 C级 6 Plain washers-Product grade C 6	10	
18	GB/T6187.1-2000	锁紧螺母 Locking nut	2	
19	R960-761000-000	前大灯安装架 Headlamp mounting	2	
20	GR501-740100-000	前大灯 Headlamp bracket	2	

见上图  
See previous fig.



**图 9-1 整体框架系统**  
**Fig.9-1 Frame system**

8-10 吨标准款  
8t-10t Standard type

序号 Item	物料码 Code No.	名称 Description	数量 Qty	备注或适用车型 Remarks Or Serial No.
21	JR930-100100-000	大灯支架 Headlamp bracket	2	
22	GB/T41-2000-M8	六角螺母 M8 Hexagon nuts M8	4	
-	GB/T93-87-M8	弹簧垫圈 M8 Spring pads M8	4	
-	GB/T95-2002-8	平垫圈 C 级 8 Plain washers-Product grade C 8	4	
23	N163-420500-000	螺栓组件 Bolt assy	4	
24	R450-800001-000	盖板 Cover plate	1	
25	GB/T818-2000- M5x8	十字槽盘头螺钉 M5x8 Cross recess head screw M5x8	3	
-	GB/T95-2002-5	平垫圈 C 级 5 Plain washers-Product grade C 5	3	
26	JR960-000500-G00	后窗扶手 Rear windows handle	1	
27	GB/T818-2000- M4x16	十字槽盘头螺钉 M4x16 Cross recess head screw M4x16	4	
28	GB/T70.1-2000- M10x35	内六角圆柱头螺钉 M10x35 Hexagon socket head cap screw	8	
-	GB/T93-87-M10	弹簧垫圈 M10 Spring pads M10	8	
29	N163-800005-000	螺栓 M16x1.5x40 Bolt M16x1.5x40	4	
-	GB/T93-87-M16	弹簧垫圈 M16 Spring pads M16	4	
-	GB/T95-2002-16	平垫圈 C 级 16 Plain washers-Product grade C16	4	

见上图  
See previous fig.

**图 9-1 整体框架系统**  
**Fig.9-1 Frame system**

8-10 吨标准款  
8t-10t Standard type

序号 Item	物料码 Code No.	名称 Description	数量 Qty	备注或适用车型 Remarks Or Serial No.
30	N163-800004-000	橡胶塞 Rubber plug	2	
31	GB/T818-2000- M6x18	十字槽盘头螺钉 M6x18 Cross recess head screw M6x18	4	
32	JR960-000030-G00	门上拉手 Door handle	2	
33	JR480-000001-000	垫板 Plate	4	
34	JJP300-100100-G00	左侧铰链总成 Left hinge assy	2	
35	JGR801A-200000-000	左侧门总成 Left door assy	1	
36	JGR801A-000023-G00	左侧门密封条 Left door seal	1	
37	JGR501-HCBH05-G00	车锁总成 Door locking assy	1	
38	JGR501A-000022-G00	门小玻璃卡条 (左) Small glass rubber(left)	1	
39	JGR801A-000005-G00	门小玻璃 (左) Small glass(left)	1	
40	JGR801A-010000-G01	铝窗总成 (左) AL windows assy (left)	1	
41	JGR801A-010032-G00	铝窗胶条 (左) AL windows rubber (left)	1	
42	JR480-010000-G00	门气弹簧 (左) Left door spring (left)	1	
43	GB/T41-2000-M8	六角螺母 M8 Hexagon nuts M8	1	
44	JGR801A-100001-000	顶板 Top plate	1	

见上图  
See previous fig.

**图 9-1 整体框架系统**  
**Fig.9-1 Frame system**

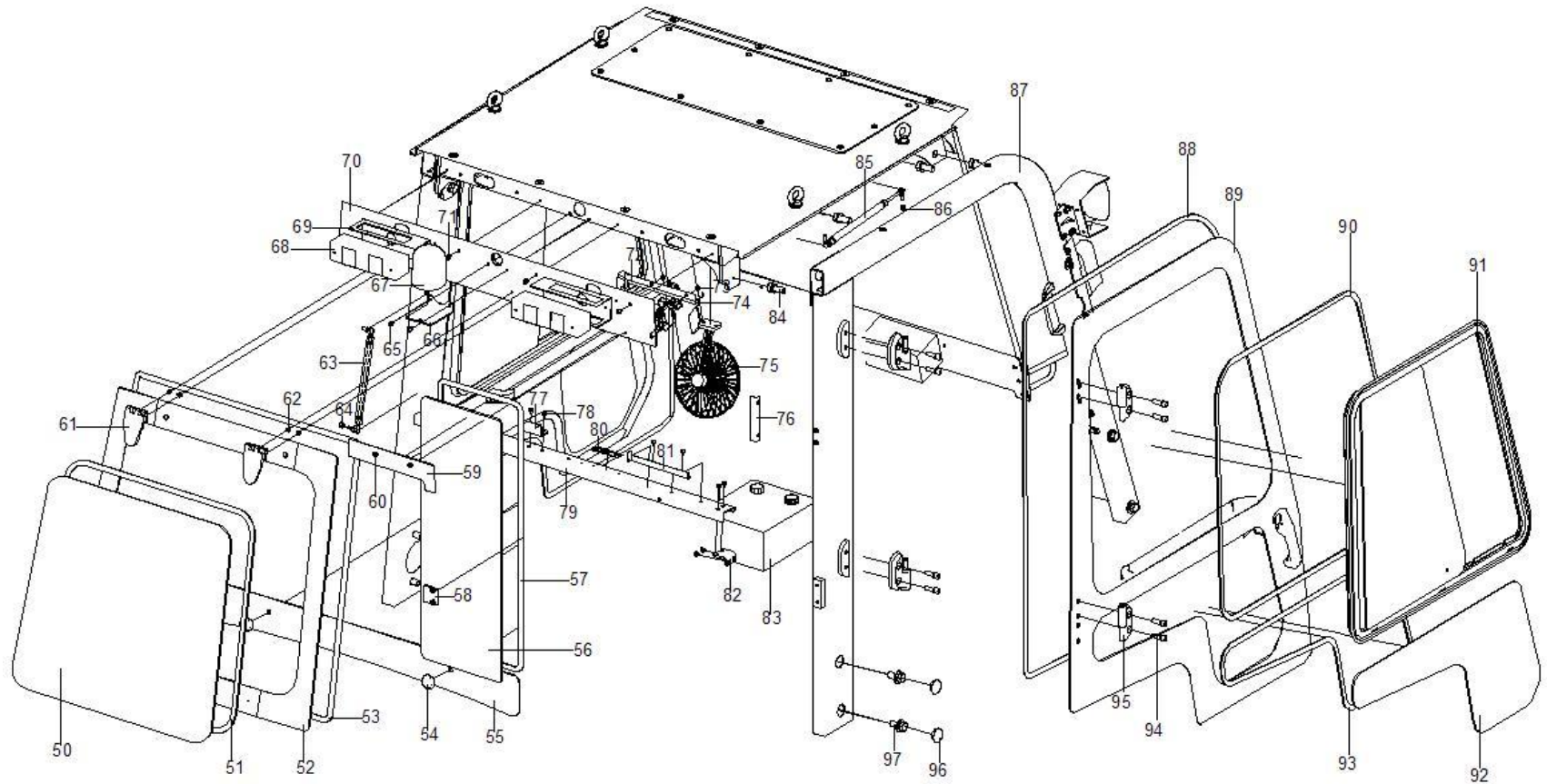
8-10 吨标准款  
8t-10t Standard type

序号 Item	物料码 Code No.	名称 Description	数量 Qty	备注或适用车型 Remarks Or Serial No.
45	GB/T818-2000- M6×12	十字槽盘头螺钉 M6×12 Cross recess head screw M6×12	10	
-	GB/T95-2002-6	垫圈 6 (外径 25) Washer 6(exradius25)	10	
46	GB/T825-88-M12	吊环螺钉 M12 Eyebolts M12	2	
-	GB/T95-2002-12	垫圈 12 (外径 35) Washer 12 (exradius35)	2	
-	JR960-X00001-G01	吊环橡胶垫圈 Eyebolts rubber washer	2	
47	JGR801-000003-G01	顶窗 Top windows	1	PVC
48	GB/T818-2000- M6×10	十字槽盘头螺钉 M6×10 Cross recess head screw M6×10	10	
-	GB/T95-85-6	平垫圈 C 级 6 Plain washers-Product grade C 6	10	
49	JR480-100021-G00	顶密封条 Top seal	4	

见上图  
See previous fig.

图 9-2 整体框架系统  
Fig.9-2 Frame system

8-10 吨标准款  
8t-10t Standard type



**图 9-2 整体框架系统**  
**Fig.9-2 Frame system**

8-10 吨标准款  
8t-10t Standard type

序号 Item	物料码 Code No.	名称 Description	数量 Qty	备注或适用车型 Remarks Or Serial No.
50	JGR801A-000002-G00	后窗玻璃 Rear glass	1	
51	JGR801A-000039-G00	后玻璃卡条 Rear glass article card	1	
52	JGR801A -400000-000	后翻转窗 Rotary windows assy	1	
53	JGR801A-000040-G00	后窗密封条 Rear windows frame seal	1	
54	N163-430004-000	手轮 Hand wheel	2	
55	JGR801-300001-000	水箱位板 Tank plate	1	
56	JR480A-000003-000	后窗固定玻璃 Rear windows fixed glass	1	
57	JGR801A-000041-G00	后固定玻璃卡条 Rear fixed glass rubber pad	1	
58	JR960-000004-000	压板 Platen	1	
-	GB/T818-2000- M6×12	十字槽盘头螺钉 M6×12 Cross recess head screw M6×12	2	
-	GB/T93-87-M6	弹簧垫圈 M6 Spring pads M6	2	
-	GB/T95-2002-6	平垫圈 C 级 6 Plain washers-Product grade C 6	2	
59	JR485-100001-000	压板 Platen	1	
60	GB/T802-88-M6	帽螺母 M6 Cap nut M6	2	
61	JR960-020000-G00	后窗铰链总成 Rear windows hinge assy	2	

见上图  
See previous fig.

图 9-2 整体框架系统  
Fig.9-2 Frame system

8-10 吨标准款  
8t-10t Standard type

序号 Item	物料码 Code No.	名称 Description	数量 Qty	备注或适用车型 Remarks Or Serial No.
62	GB/T819.2-1997- M6x20	十字槽沉头螺钉 M6x20 Cross recessed countersunk head screw	4	
-	GB/T802-88-M6	帽螺母 M6 Cap nut M6	4	
-	GB/T93-87-M6	弹簧垫圈 M6 Spring pads M6	4	
-	GB/T95-2002-6	平垫圈 C 级 6 Plain washers-Product grade C 6	4	
63	JR480-040000-G00	后窗气弹簧 Rear windows spring	1	
64	GB/T41-2000-M8	六角螺母 M8 Hexagon nuts M8	1	
65	GB/T818-2000-M6	十字槽盘头螺钉 M6 Cross recess head screw M6	2	
-	GB/T93-87-M6	弹簧垫圈 M6 Spring pads M6	2	
-	GB/T95-2002-6	平垫圈 C 级 6 Plain washers-Product grade C 6	2	
66	JR960-000041-000	警灯支架 Warning lamp bracket	1	
67	LTD152A	警灯 Warning lamp	1	
68	GR501-750200-000	右后灯 Right rear light	1	
-	GR501-750100-000	左后灯 Left rear light	1	
69	R960-770001-000	后灯支架 Rear light bracket	2	
70	JGR801-100002-000	中板 Mid plate	1	

见上图  
See previous fig.

**图 9-2 整体框架系统**  
**Fig.9-2 Frame system**

8-10 吨标准款  
8t-10t Standard type

序号 Item	物料码 Code No.	名称 Description	数量 Qty	备注或适用车型 Remarks Or Serial No.
71	GB/T818-2000- M6×12	十字槽盘头螺钉 M6×12 Cross recess head screw M6×12	4	
-	GB/T93-87-M6	弹簧垫圈 M6 Spring pads M6	4	
-	GB/T95-2002-6	平垫圈 C 级 6 Plain washers-Product grade C 6	4	
72	N163-700005-000	后灯线护套 Rear light line	2	
73	GB/T818-2000- M6×12	十字槽盘头螺钉 M6×12 Cross recess head screw M6×12	2	
-	GB/T93-87-M6	弹簧垫圈 M6 Spring pads M6	2	
-	GB/T95-2002-6	平垫圈 C 级 6 Plain washers-Product grade C 6	2	
74	JR960A-100002-000	上挡板总成 Baffle assy	1	
75	JR480-000400-G00	风扇总成 Fan assy	1	24V
76	JR960-100001-000	后横挡板 Rear baffle plate	1	
-	GB/T818-2000- M6×12	十字槽盘头螺钉 M6×12 Cross recess head screw M6×12	2	
-	GB/T93-87-M6	弹簧垫圈 M6 Spring pads M6	2	
-	GB/T95-2002-6	平垫圈 C 级 6 Plain washers-Product grade C 6	2	
77	JR960-000035-000	后窗开关座 Rear windows switch	1	
78	GB/T818-2000- M6×12	十字槽盘头螺钉 M6×12 Cross recess head screw M6×12	10	

见上图  
See previous fig.

图 9-2 整体框架系统 Fig.9-2 Frame system		8-10 吨标准款 8t-10t Standard type				
		序号 Item	物料码 Code No.	名称 Description	数量 Qty	备注或适用车型 Remarks Or Serial No.
		见上图 See previous fig.		-	GB/T93-87-M6	弹簧垫圈 M6 Spring pads M6
-	GB/T95-2002-6			平垫圈 C 级 6 Plain washers-Product grade C 6	10	
79	JGR801-301000-000			水箱位横板 Tank plate	1	
80	JR960-790515-G00/ JR960-800127-G00			英文标牌/中文标牌 English signs/Chinese signs	1	根据需求 According to demand
81	JR960-100001-000			后固定挡板 Rear fixed plate	1	
-	GB/T818-2000- M6×12			十字槽盘头螺钉 M6×12 Cross recess head screw M6×12	2	
-	GB/T93-87-M6			弹簧垫圈 M6 Spring pads M6	2	
-	GB/T95-2002-6			平垫圈 C 级 6 Plain washers-Product grade C 6	2	
82	JJP300-100005-000			后横梁支座 Rear plate	2	
83	JR480-HCBH24-G00			24V 暖风机 (新) Heater assy24V(new)	1	
84	N163-420500-000			螺栓组件 Bolt assy	4	
85	JR480-010000-G00			右门气弹簧 Right door spring	1	
86	GB/T41-2000-M8			六角螺母 M8 Hexagon nuts M8	1	
87	JGR801A-102000-000			右侧腿总成 Left leg assy	1	
88	JGR801A-000023-G00			右侧门密封条 Right door seal	1	



**图 9-2 整体框架系统**  
**Fig.9-2 Frame system**

8-10 吨标准款  
8t-10t Standard type

序号 Item	物料码 Code No.	名称 Description	数量 Qty	备注或适用车型 Remarks Or Serial No.
89	JGR801A-300000-000	右侧门总成 Right door assy	1	
90	JGR801A-010032-G00	铝窗胶条（右） AL windows rubber (right)	1	
91	JGR801A-020000-G01	铝窗总成（右） AL windows assy (right)	1	
92	JGR801A-000005-G00	门小玻璃（右） Small glass (right)	1	
93	JGR501A-000022-G00	门小玻璃卡条（右） Small glass rubber (right)	1	
94	GB/T70.1-2000- M10×35	内六角圆柱头螺钉 M10×35 Hexagon socket head cap screws	4	
-	GB/T93-87-M10	弹簧垫圈 M10 Spring pads M10	4	
95	JJP300-100200-G00	右侧铰链总成 Left hinge	2	
96	N163-800004-000	橡胶塞 Rubber plug	2	
97	N163-800005-000	螺栓 M16×1.5×40 Bolt M16×1.5×40	4	

见上图  
See previous fig.

图 10 驾驶室整体示意  
Fig.10 Overall of cab

8-10 吨 CE  
8t-10t CE

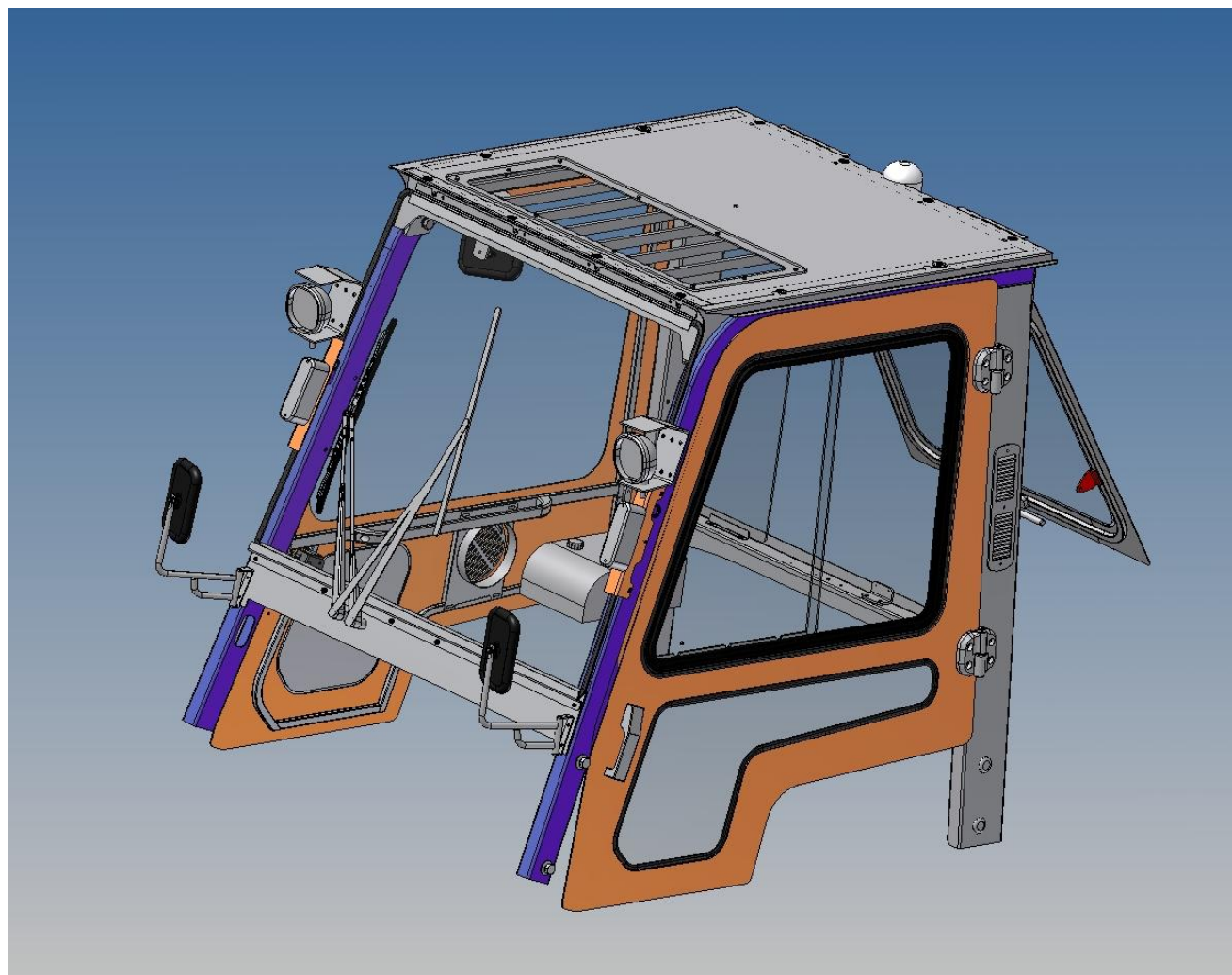


图 11-1 整体框架系统  
Fig.11-1 Frame system

8-10 吨 CE  
8t-10t CE

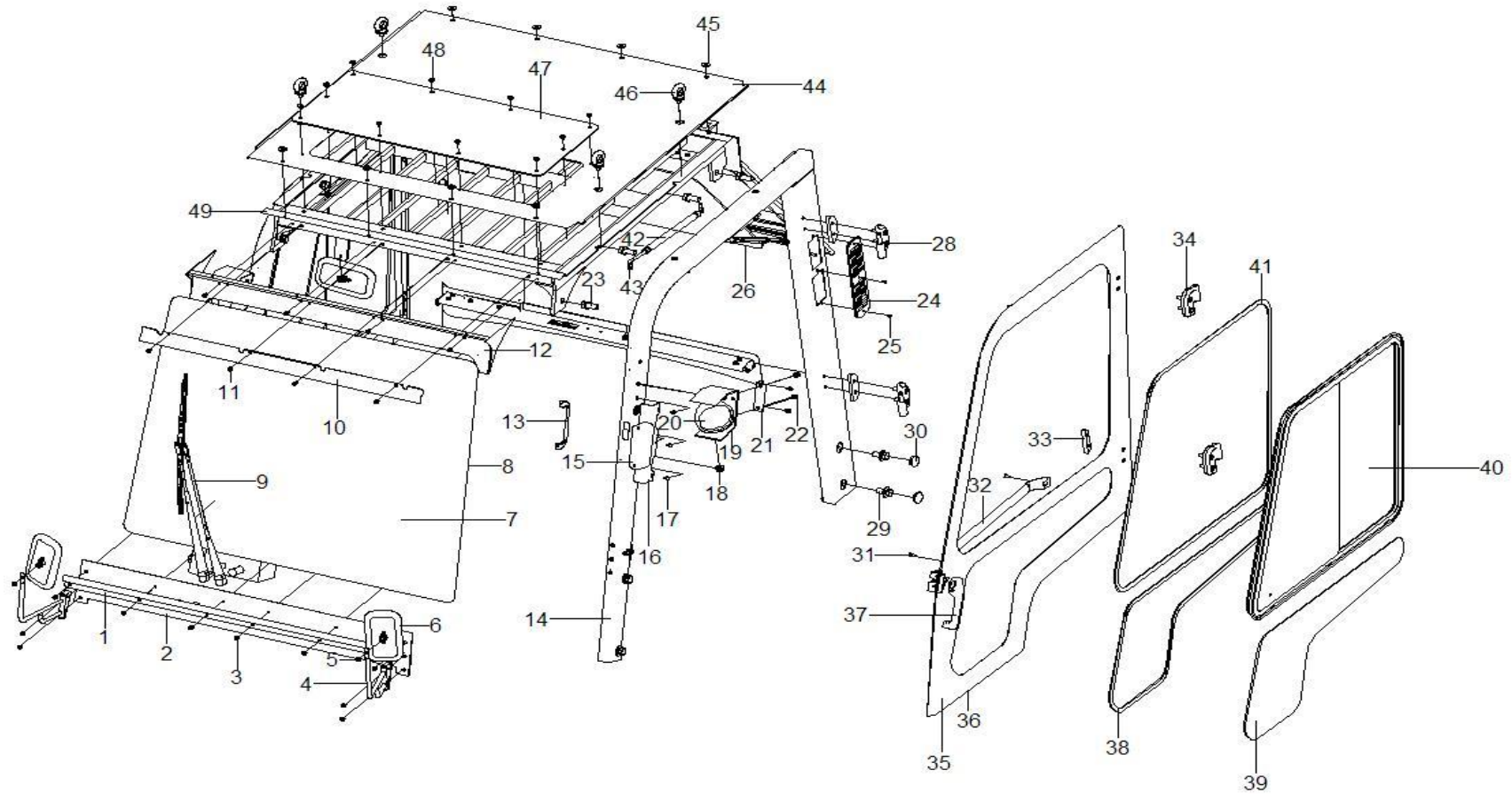


图 11-1 整体框架系统  
Fig.11-1 Frame system

8-10 吨 CE  
8t-10t CE

序号 Item	物料码 Code No.	名称 Description	数量 Qty	备注或适用车型 Remarks Or Serial No.
1	JGR801-400001-000	前盖压板 Front cover plate	1	
2	JGR801-400002-000	连接板 Plug board	1	
3	GB/T818-2000- M6×12	十字槽盘头螺钉 M6×12 Cross recess head screw M6×12	10	
-	GB/T93-87-M6	弹簧垫圈 M6 Spring pads M6	10	
-	GB/T95-2002-6	平垫圈 C 级 6 Plain washers-Product grade C 6	10	
4	JJP300-100800-000	观后视镜支架 Mirror bracket	2	
-	JJP300-100007-000	支板 Plate	2	
-	GB/T818-2000- M6×12	十字槽盘头螺钉 M6×12 Cross recess head screw M6×12	4	
-	GB/T93-87-M6	弹簧垫圈 M6 Spring pads M6	4	
-	GB/T95-2002-6	平垫圈 C 级 6 Plain washers-Product grade C 6	4	
5	GB41-2000	六角螺母 Hexagon nuts	3	
6	30060-G00	后视镜 Mirror	3	
7	JGR801A-000001-G00	前挡风玻璃 Front windshield	1	
8	JGR801A-000021-G00	前挡风玻璃卡条 Front windshield article card	1	
9	JGR801B-HC24001-G00	雨刮器总成 24V Wiper assy 24V	1	

见上图  
See previous fig.

图 11-1 整体框架系统  
Fig.11-1 Frame system

8-10 吨 CE  
8t-10t CE

序号 Item	物料码 Code No.	名称 Description	数量 Qty	备注或适用车型 Remarks Or Serial No.
10	JGR801-100003-000	玻璃压板 Press plate of glass	1	
11	GB/T818-2000- M6×12	十字槽盘头螺钉 M6×12 Cross recess head screw M6×12	8	
-	GB/T93-87-M6	弹簧垫圈 M6 Spring pads M6	8	
-	GB/T95-2002-6	平垫圈 C 级 6 Plain washers-Product grade C 6	8	
12	JGR801-102000-000	前横梁 Front board	1	
13	JR960-000029-G00	上车拉手 Handel	2	
14	JGR801B-101000-000	左侧腿总成 Left support assy	1	
15	GR501-730100-000	前小灯总成 Front light assy	2	左右两侧各一套 Each set of L&R sides
16	JR960-000042-000	压紧板 Cover plate	2	
17	GB/T818-2000- M6×12	十字槽盘头螺钉 M6×12 Cross recess head screw M6×12	10	
-	GB/T93-87-M6	弹簧垫圈 M6 Spring pads M6	10	
-	GB/T95-2002-6	平垫圈 C 级 6 Plain washers-Product grade C 6	10	
18	GB/T6187.1-2000	锁紧螺母 Locking nut	2	
19	R960-761000-000	前大灯安装架 Headlamp mounting	2	
20	GR501-740100-000	前大灯 Headlamp bracket	2	

见上图  
See previous fig.

图 11-1 整体框架系统  
Fig.11-1 Frame system

8-10 吨 CE  
8t-10t CE

序号 Item	物料码 Code No.	名称 Description	数量 Qty	备注或适用车型 Remarks Or Serial No.
21	JR930-100100-000	大灯支架 Headlamp bracket	2	
22	GB/T41-2000-M8	六角螺母 M8 Hexagon nuts M8	4	
-	GB/T93-87-M8	弹簧垫圈 M8 Spring pads M8	4	
-	GB/T95-2002-8	平垫圈 C 级 8 Plain washers-Product grade C 8	4	
23	N163-420500-000	螺栓组件 Bolt assy	4	
24	R450-800001-000	盖板 Cover plate	1	
25	GB/T818-2000-M5	十字槽盘头螺钉 M5 Cross recess head screw M5	3	
-	GB/T95-2002-5	平垫圈 C 级 5 Plain washers-Product grade C 5	3	
26	JR960-000500-G00	后窗扶手 Rear windows handle	1	
27	GB/T818-2000- M4×16	十字槽盘头螺钉 M4×16 Cross recess head screw M4×16	4	
28	GB/T70.1-2000- M10×35	内六角圆柱头螺钉 M10×35 Hexagon socket head cap screw	8	
-	GB/T93-87-M10	弹簧垫圈 M10 Spring pads M10	8	
29	N163-800005-000	螺栓 M16×1.5×40 Bolt M16×1.5×40	4	
-	GB/T93-87-M16	弹簧垫圈 M16 Spring pads M16	4	
-	GB/T95-2002-16	平垫圈 C 级 16 Plain washers-Product grade C16	4	

见上图  
See previous fig.

图 11-1 整体框架系统  
Fig.11-1 Frame system

8-10 吨 CE  
8t-10t CE

见上图  
See previous fig.

序号 Item	物料码 Code No.	名称 Description	数量 Qty	备注或适用车型 Remarks Or Serial No.
30	N163-800004-000	橡胶塞 Rubber plug	2	
31	GB/T818-2000- M6x18	十字槽盘头螺钉 M6x18 Cross recess head screw M6x18	4	
32	JR960-000030-G00	门上拉手 Door handle	2	
33	JR480-000001-000	垫板 Plate	4	
34	JJP300-100100-G00	左侧铰链总成 Left hinge assy	2	
35	JGR801A-200000-000	左侧门总成 Left door assy	1	
36	JGR801A-000023-G00	左侧门密封条 Left door seal	1	
37	JGR501-HCBH05-G00	车锁总成 Door locking assy	1	
38	JGR501A-000022-G00	门小玻璃卡条 (左) Small glass rubber(left)	1	
39	JGR801A-000005-G00	门小玻璃 (左) Small glass(left)	1	
40	JGR801A-010000-G01	铝窗总成 (左) AL windows assy (left)	1	
41	JGR801A-010032-G00	铝窗胶条 (左) AL windows rubber (left)	1	
42	JR480-010000-G00	门气弹簧 (左) Left door spring (left)	1	
43	GB/T41-2000-M8	六角螺母 M8 Hexagon nuts M8	1	
44	JGR801A-100001-000	顶板 Top plate	1	

图 11-1 整体框架系统  
Fig.11-1 Frame system

8-10 吨 CE  
8t-10t CE

序号 Item	物料码 Code No.	名称 Description	数量 Qty	备注或适用车型 Remarks Or Serial No.
-	JGR801R-101000-000	顶板 Top plate	1	特殊订货 (空调和内饰) Special orders(air conditioning and trim)
45	GB/T818-2000- M6×12	十字槽盘头螺钉 M6×12 Cross recess head screw M6×12	10	
-	GB/T95-2002-6	垫圈 6 (外径 25) Washer 6(exradius25)	10	
46	GB/T825-88-M12	吊环螺钉 M12 Eyebolts M12	4	
-	GB/T95-2002-12	垫圈 12 (外径 35) Washer 12 (exradius35)	4	
-	JR960-X00001-G01	吊环橡胶垫圈 Eyebolts rubber washer	4	
47	JGR801-000003-G01	顶窗 Top windows	1	PVC
48	GB/T818-2000-M6×10	十字槽盘头螺钉 M6×10 Cross recess head screw M6×10	10	
-	GB/T95-85-6	平垫圈 C 级 6 Plain washers-Product grade C 6	10	
49	JR480-100021-G00	顶密封条 Top seal	4	

见上图  
See previous fig.



图 11-2 整体框架系统  
Fig.11-2 Frame system

8-10 吨 CE  
8t-10t CE

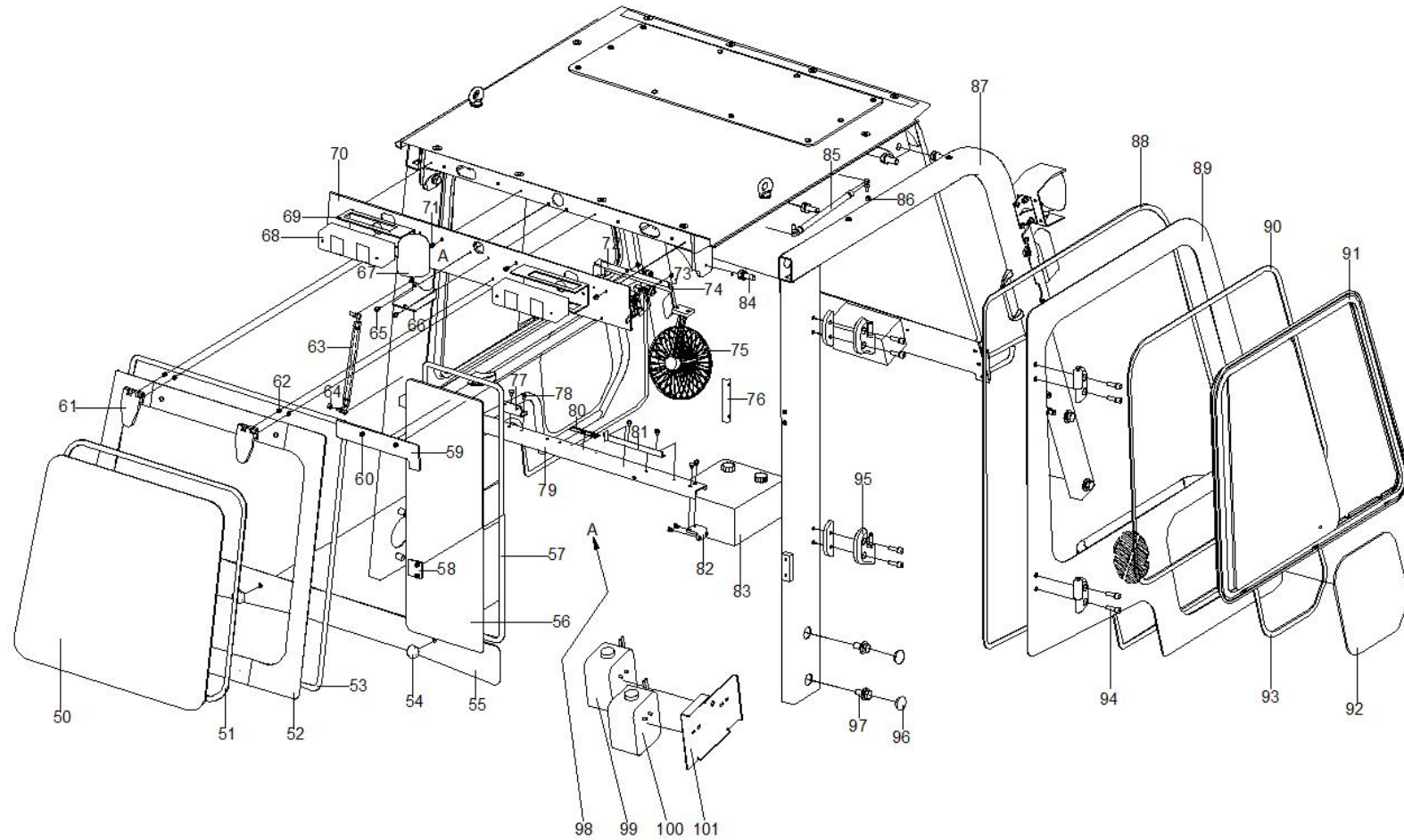


图 11-2 整体框架系统  
Fig.11-2 Frame system

8-10 吨 CE  
8t-10t CE





图 11-2 整体框架系统  
Fig.11-2 Frame system

8-10 吨 CE  
8t-10t CE

序号 Item	物料码 Code No.	名称 Description	数量 Qty	备注或适用车型 Remarks Or Serial No.
50	JGR801A-000002-G00	后窗玻璃 Rear glass	1	
51	JGR801A-000039-G00	后玻璃卡条 Rear glass article card	1	
52	JGR801B-400000-000	后翻转窗 Rotary windows assy	1	
53	JGR801A-000040-G00	后窗密封条 Rear windows frame seal	1	
54	N163-430004-000	手轮 Hand wheel	2	
55	JGR801-300001-000	水箱位板 Tank plate	1	
56	JR480A-000003-000	后窗固定玻璃 Rear windows fixed glass	1	
57	JGR801A-000041-G00	后固定玻璃卡条 Rear fixed glass rubber pad	1	
58	JR960-000004-000	压板 Platen	1	
-	GB/T818-2000- M6×12	十字槽盘头螺钉 M6×12 Cross recess head screw M6×12	2	
-	GB/T93-87-M6	弹簧垫圈 M6 Spring pads M6	2	
-	GB/T95-2002-6	平垫圈 C 级 6 Plain washers-Product grade C 6	2	
59	JR485-100001-000	压板 Platen	1	
60	GB/T802-88-M6	帽螺母 M6 Cap nut M6	2	
61	JR960-020000-G00	后窗铰链总成 Rear windows hinge assy	2	

见上图  
See previous fig.

图 11-2 整体框架系统 Fig.11-2 Frame system		8-10 吨 CE 8t-10t CE			
序号 Item	物料码 Code No.	名称 Description	数量 Qty	备注或适用车型 Remarks Or Serial No.	
见上图 See previous fig.	62	GB/T819.2-1997- M6x20 十字槽沉头螺钉 M6x20 Cross recessed countersunk head screw	4		
	-	GB/T802-88-M6 帽螺母 M6 Cap nut M6	4		
	-	GB/T93-87-M6 弹簧垫圈 M6 Spring pads M6	4		
	-	GB/T95-2002-6 平垫圈 C 级 6 Plain washers-Product grade C 6	4		
	63	JR480-040000-G00 后窗气弹簧 Rear windows spring	1		
	64	GB/T41-2000-M8 六角螺母 M8 Hexagon nuts M8	1		
	65	GB/T818-2000- M6x12 十字槽盘头螺钉 M6x12 Cross recess head screw M6x12	2		
	-	GB/T93-87-M6 弹簧垫圈 M6 Spring pads M6	2		
	-	GB/T95-2002-6 平垫圈 C 级 6 Plain washers-Product grade C 6	2		
	66	JR960-000041-000 警灯支架 Warning lamp bracket	1		
	67	LTD152A 警灯 24V Warning lamp	1		
	68	GR501-750200-000 右后灯 Right rear light	1		
	-	GR501-750100-000 左后灯 Left rear light	1		
	69	R960-770001-000 后灯支架 Rear light bracket	2		
	70	JGR801-100002-000 中板 Mid plate	1		

图 11-2 整体框架系统  
Fig.11-2 Frame system

8-10 吨 CE  
8t-10t CE

序号 Item	物料码 Code No.	名称 Description	数量 Qty	备注或适用车型 Remarks Or Serial No.
71	GB/T818-2000- M6x12	十字槽盘头螺钉 M6x12 Cross recess head screw M6x12	4	
-	GB/T93-87-M6	弹簧垫圈 M6 Spring pads M6	4	
-	GB/T95-2002-6	平垫圈 C 级 6 Plain washers-Product grade C 6	4	
72	N163-700005-000	后灯线护套 Rear light line	2	
73	GB/T818-2000- M6x12	十字槽盘头螺钉 M6x12 Cross recess head screw M6x12	2	
-	GB/T93-87-M6	弹簧垫圈 M6 Spring pads M6	2	
-	GB/T95-2002-6	平垫圈 C 级 6 Plain washers-Product grade C 6	2	
74	JR960A-100002-000	上挡板总成 Baffle assy	1	
75	JR480-000400-G00	风扇总成 Fan assy	1	24V
76	JR960-100001-000	后横挡板 Rear baffle plate	1	
-	GB/T818-2000- M6x12	十字槽盘头螺钉 M6x12 Cross recess head screw M6x12	2	
-	GB/T93-87-M6	弹簧垫圈 M6 Spring pads M6	2	
-	GB/T95-2002-6	平垫圈 C 级 6 Plain washers-Product grade C 6	2	
77	JR960-000035-000	后窗开关座 Rear windows switch	1	
78	GB/T818-2000- M6x12	十字槽盘头螺钉 M6x12 Cross recess head screw M6x12	10	

见上图  
See previous fig.

图 11-2 整体框架系统 Fig.11-2 Frame system		8-10 吨 CE 8t-10t CE			
序号 Item	物料码 Code No.	名称 Description	数量 Qty	备注或适用车型 Remarks Or Serial No.	
-	GB/T93-87-M6	弹簧垫圈 M6 Spring pads M6	10		
-	GB/T95-2002-6	平垫圈 C 级 6 Plain washers-Product grade C 6	10		
79	JGR801-301000-000	水箱位横板 Tank plate	1		
80	JR960-790515-G00/ JR960-800127-G00	英文标牌/中文标牌 English signs/Chinese signs	1	根据需求 According to demand	
81	JR960-100001-000	后固定挡板 Rear fixed plate	1		
-	GB/T818-2000-M6	十字槽盘头螺钉 M6 Cross recess head screw M6	2		
-	GB/T93-87-M6	弹簧垫圈 M6 Spring pads M6	2		
-	GB/T95-2002-6	平垫圈 C 级 6 Plain washers-Product grade C 6	2		
82	JJP300-100005-000	后横梁支座 Rear plate	2		
83	JGR801B-HCBH24-G00	24V 暖风机 (CE) Heater assy24V(CE)	1		
84	N163-420500-000	螺栓组件 Bolt assy	4		
85	JR480-010000-G00	右门气弹簧 Right door spring	1		
86	GB/T41-2000-M8	六角螺母 M8 Hexagon nuts M8	1		
87	JGR801B-102000-000	右侧腿总成 Left leg assy	1		
88	JGR801A-000023-G00	右侧门密封条 Right door seal	1		

见上图  
See previous fig.

图 11-2 整体框架系统  
Fig.11-2 Frame system

8-10 吨 CE  
8t-10t CE

序号 Item	物料码 Code No.	名称 Description	数量 Qty	备注或适用车型 Remarks Or Serial No.
89	JGR801A-300000-000	右侧门总成 Right door assy	1	
90	JGR801A-010032-G00	铝窗胶条(右) AL windows rubber (right)	1	
91	JGR801A-020000-G01	铝窗总成(右) AL windows assy (right)	1	
92	JGR801A-000005-G00	门小玻璃(右) Small glass(right)	1	
93	JGR801A-000022-G00	门小玻璃卡条(右) Small glass rubber(right)	1	
94	GB/T70.1-2000- M10×35	内六角圆柱头螺钉 M10×35 Hexagon socket head cap screws	4	
-	GB/T93-87-M10	弹簧垫圈 M10 Spring pads M10	4	
95	JJP300-100200-G00	右侧铰链总成 Left hinge assy	2	
96	N163-800004-000	橡胶塞 Rubber plug	2	
97	N163-800005-000	螺栓 M16×1.5×40 Bolt M16×1.5×40	4	
98	JGR801B-HC24005-G00	后雨刮器总成 24V Wiper assy 24V	1	
99	JGR801B-HC24002-G00	前喷水壶 24V Front blowcan 24V	1	
100	JGR801B-HC24003-G00	后喷水壶 24V Rear blowcan 24V	1	
101	JGR801B-000005-000	喷水壶支架安装板 Stents install board	1	
102	JR960-000030-G05	门上拉手 Door handle	1	右侧门拉手 Catch of the right door

见上图  
See previous fig.

